

# IndusInd Bank

April 11, 2014

**The Deputy General Manager**  
Corporate Relationship Dept.  
**Bombay Stock Exchange Limited**  
1<sup>st</sup> Floor, New Trading Ring,  
Rotunda Building, P.J.Towers,  
Dalal Street, Fort ,  
**Mumbai – 400 001.**

Fax: 22722037/39/41/61

**Kind Attn : Mr.Dharmesh Ved**

Dear Sir,

Pursuant to Clause 35 of the Listing Agreement, we forward herewith the Distribution of Shareholding of our Bank – **position as on March 31, 2014** for the quarter January 2014 to March 2014.


Thanking you,

Yours faithfully,  
**For IndusInd Bank Limited**



**Haresh K. Gajwani**  
**Company Secretary**

Encl.: as above



(1) (a) Statement showing Shareholding Pattern

| Name of the Company: INDUSIND BANK LIMITED  |                               | BSE : 532187, NSE : INDUSINDBK, Class of Security : Equity |  |
|---|-------------------------------|--|--|
| Scrip Code, Name of the scrip, class of security:   |                               |  |  |
| Quarter ended: 31-03-2014   |                               |  |  |
| Partly paid-up shares:-   | No. of partly paid-up shares  | As a % of total no. of partly paid-up shares               | As a % of total no. of shares of the company   |
| Held by Promoter / Promoter Group   | 0                             | 0.0000   | 0.0000   |
| Held by public  | 0                             | 0.0000   | 0.0000   |
| <b>Total</b>  | 0                             | 0.0000   | 0.0000   |
| Outstanding convertible securities:-  | No. of outstanding securities | As a % of total No. of outstanding convertible securities  | As a % of total no. of shares of the company, assuming full conversion of the convertible securities |
| Held by Promoter / Promoter Group   | 0                             | 0.0000   | 0.0000   |
| Held by public  | 0                             | 0.0000   | 0.0000   |
| <b>Total</b>  | 0                             | 0.0000   | 0.0000   |
| Warrants:-  | No. of warrants               | As a % of total no. of warrants                            | As a % of total no. of shares of the company, assuming full conversion of warrants                   |
| Held by Promoter / Promoter Group   | 0                             | 0.0000   | 0.0000   |
| Held by public  | 0                             | 0.0000   | 0.0000   |
| <b>Total</b>  | 0                             | 0.0000   | 0.0000   |
| <b>Total paid-up capital of the company assuming full conversion of warrants and convertible securities</b> |                               |  | 525446484  |



| Category Code | Category of shareholder   | Number of shareholders | Total number of shares | Number of shares held in dematerialised form | Total shareholding as a percentage of total number of |                                  | Shares pledged or otherwise encumbered |  |
|---------------|---|------------------------|------------------------|--|---|----------------------------------|--|--|
|               |   |                        |                        |  | As a percentage of (A+B) (VI)                         | As a percentage of (A+B+C) (VII) | Number of shares (VIII)                | As a percentage (IX) = (VIII)/(IV)*100 |
| (I)           | (II)  | (III)                  | (IV)                   | (V)  | (VI)  | (VII)                            | (VIII)                                 | (IX)                                   |
| (A)           | Promoter and Promoter Group   |                        |                        |  |   |                                  |  |  |
| 1             | Indian  |                        |                        |  |   |                                  |  |  |
| (a)           | Individuals/Hindu Undivided Family                                  | 0                      | 0                      | 0  | 0.00  | 0.00                             | 0.00                                   | 0.00                                   |
| (b)           | Central Government/State Government(s)                              | 0                      | 0                      | 0  | 0.00  | 0.00                             | 0.00                                   | 0.00                                   |
| (c)           | Bodies Corporate  | 0                      | 0                      | 0  | 0.00  | 0.00                             | 0.00                                   | 0.00                                   |
| (d)           | Financial Institutions / Banks                                      | 0                      | 0                      | 0  | 0.00  | 0.00                             | 0.00                                   | 0.00                                   |
| (e)           | Any Other (specify)   | 0                      | 0                      | 0  | 0.00  | 0.00                             | 0.00                                   | 0.00                                   |
|               | Sub Total (A)(1)  | 0                      | 0                      | 0  | 0.00  | 0.00                             | 0.00                                   | 0.00                                   |
| 2             | Foreign   |                        |                        |  |   |                                  |  |  |
| (a)           | Individuals (Non-Resident Individuals/Foreign Individuals)          | 0                      | 0                      | 0  | 0.00  | 0.00                             | 0.00                                   | 0.00                                   |
| (b)           | Bodies Corporate  | 2                      | 79899984               | 79899984                                     | 17.34   | 15.21                            | 0.00                                   | 0.00                                   |
| (c)           | Institutions  | 0                      | 0                      | 0  | 0.00  | 0.00                             | 0.00                                   | 0.00                                   |
| (d)           | Qualified Foreign Investors   | 0                      | 0                      | 0  | 0.00  | 0.00                             | 0.00                                   | 0.00                                   |
| (e)           | Any Other (specify)   | 0                      | 0                      | 0  | 0.00  | 0.00                             | 0.00                                   | 0.00                                   |
|               | Sub Total (A)(2)  | 2                      | 79899984               | 79899984                                     | 17.34   | 15.21                            | 0.00                                   | 0.00                                   |
|               | Total Shareholding of Promoter and Promoter Group (A)=(A)(1)+(A)(2) | 2                      | 79899984               | 79899984                                     | 17.34   | 15.21                            | 0.00                                   | 0.00                                   |
| (B)           | Public shareholding   |                        |                        |  |   |                                  |  |  |
| 1             | Institutions  |                        |                        |  |   |                                  |  |  |
| (a)           | Mutual Funds/UTI  | 188                    | 25417071               | 25413921                                     | 5.52  | 4.84                             | 0.00                                   | 0.00                                   |
| (b)           | Financial Institutions / Banks                                      | 21                     | 1923887                | 1923325                                      | 0.42  | 0.37                             | 0.00                                   | 0.00                                   |
| (c)           | Central Government/State Government(s)                              | 0                      | 0                      | 0  | 0.00  | 0.00                             | 0.00                                   | 0.00                                   |
| (d)           | Venture Capital Funds   | 0                      | 0                      | 0  | 0.00  | 0.00                             | 0.00                                   | 0.00                                   |
| (e)           | Insurance Companies   | 4                      | 11870930               | 11870930                                     | 2.58  | 2.26                             | 0.00                                   | 0.00                                   |
| (f)           | Foreign Institutional Investors                                     | 270                    | 227417505              | 227417505                                    | 49.36   | 43.28                            | 0.00                                   | 0.00                                   |
| (g)           | Foreign Venture Capital Investors                                   | 0                      | 0                      | 0  | 0.00  | 0.00                             | 0.00                                   | 0.00                                   |
| (h)           | Qualified Foreign Investors   | 0                      | 0                      | 0  | 0.00  | 0.00                             | 0.00                                   | 0.00                                   |
| (i)           | Any Other (specify)   | 0                      | 0                      | 0  | 0.00  | 0.00                             | 0.00                                   | 0.00                                   |
|               | Sub Total (B) (1)   | 483                    | 266629393              | 266625681                                    | 57.87   | 50.74                            | 0.00                                   | 0.00                                   |




| Category code | Category of shareholder (II)   | Number of shareholders (III) | Total number of shares (IV) | Number of shares held in dematerialised form (V) | Total shareholding as a percentage of total number of |                                  | Shares pledged or otherwise encumbered |  |      |
|---------------|--|------------------------------|-----------------------------|--|---|----------------------------------|--|--|------|
|               |  |                              |                             |  | As a percentage of (A+B) (VI)                         | As a percentage of (A+B+C) (VII) | Number of shares (VIII)                | As a percentage (IX) = (VIII)/(IV)*100 |      |
| 2             | Non-institutions   |                              |                             |  |   |                                  |  |  |      |
| (a)           | Bodies Corporate / Private Insurance Companies                                   | 1150                         | 69503868                    | 69264874   | 15.08   | 13.23                            | 0.00                                   | 0.00                                   | 0.00 |
| (b) (i)       | Individuals - shareholders holding nominal share capital up to Rs 1 Lakh         | 96137                        | 28820379                    | 20661084   | 6.25  | 5.48                             | 0.00                                   | 0.00                                   | 0.00 |
| (ii)          | Individual shareholders holding nominal share capital in excess of Rs. 1 Lakh    | 268                          | 8165387                     | 7897228  | 1.77  | 1.55                             | 0.00                                   | 0.00                                   | 0.00 |
| (c)           | Qualified Foreign Investors  | 0                            | 0                           | 0  | 0.00  | 0.00                             | 0.00                                   | 0.00                                   | 0.00 |
| (d)           | Any Other  |                              |                             |  |   |                                  |  |  |      |
| i             | Clearing Member  | 468                          | 1475820                     | 1475820  | 0.32  | 0.28                             | 0.00                                   | 0.00                                   | 0.00 |
| ii            | Non Resident Indians (Repat)   | 1357                         | 2521337                     | 1465637  | 0.55  | 0.48                             | 0.00                                   | 0.00                                   | 0.00 |
| iii           | Non Resident Indians (Non Repat)   | 446                          | 1580593                     | 1553193  | 0.34  | 0.30                             | 0.00                                   | 0.00                                   | 0.00 |
| iv            | Overseas Bodies Corporates   | 16                           | 1477100                     | 376000   | 0.32  | 0.28                             | 0.00                                   | 0.00                                   | 0.00 |
| v             | Directors / Relatives  | 2                            | 353800                      | 353800   | 0.08  | 0.07                             | 0.00                                   | 0.00                                   | 0.00 |
| vi            | Foreign Nationals  | 0                            | 0                           | 0  | 0.00  | 0.00                             | 0.00                                   | 0.00                                   | 0.00 |
| vii           | Trusts   | 25                           | 336459                      | 336459   | 0.07  | 0.06                             | 0.00                                   | 0.00                                   | 0.00 |
|               | Sub Total (B)(2)   | 99869                        | 114234743                   | 103384095  | 24.79   | 21.74                            | 0.00                                   | 0.00                                   | 0.00 |
|               | Total Public Shareholding Public Group (B)=(B)(1)+(B)(2)                         | 100352                       | 380864136                   | 370009776  | 82.66   | 72.48                            | 0.00                                   | 0.00                                   | 0.00 |
|               | Total (A)+(B)  | 100354                       | 460764120                   | 449909760  | 100.00  | 87.69                            | 0.00                                   | 0.00                                   | 0.00 |
| (C)           | Shares held by custodians and against which Depository Receipts have been issued |                              |                             |  |   |                                  |  |  |      |
| i             | Promoter and Promoter group  | 0                            | 0                           | 0  | 0.00  | 0.00                             | 0.00                                   | 0.00                                   | 0.00 |
| ii            | Public   | 1                            | 64682364                    | 64682364   | 0.00  | 12.31                            | 0.00                                   | 0.00                                   | 0.00 |
|               | Sub Total (C)  | 1                            | 64682364                    | 64682364   | 0.00  | 12.31                            | 0.00                                   | 0.00                                   | 0.00 |
|               | GRAND TOTAL (A)+(B)+(C)  | 100355                       | 525446484                   | 514592124  | 100.00  | 100.00                           | 0.00                                   | 0.00                                   | 0.00 |



(1)(b) Statement showing holding of securities (including shares, warrants, convertible securities) of persons belonging to the category "Promoter and Promoter Group"

| Sr. No. | Name of the shareholder                          | Details of Shares held |                                   | Encumbered shares |                    | Details of warrants                                     |                         | Details of convertible securities                 |                                       | Total shares (including underlying shares assuming full conversion of warrants and convertible securities) as a % of diluted share capital |   |
|---------|--|------------------------|-----------------------------------|-------------------|--------------------|---|-------------------------|---|---------------------------------------|--|---|
|         |  | Number of shares held  | As a % of grand total (A)+(B)+(C) | No.               | As a percentage    | As a % of grand total (A)+(B)+(C) of sub-clause (IX)(a) | Number of warrants held | As a % total number of warrants of the same class | Number of convertible securities held |  | As a % total number of convertible securities of the same class |
| (I)     | (II)   | (III)                  | (IV)                              | (V)               | (VI)=(V)/(III)*100 | (VII)   | (VIII)                  | (IX)  | (X)                                   | (XI)   | (XII)   |
|         | INDUSIND INTERNATIONAL HOLDINGS LTD (AABC15624C) | 60399984               | 11.49                             | 0.00              | 0.00               | 0.00  | 0                       | 0   | 0                                     | 0  | 0   |
|         | 2 INDUSIND LIMITED (AABC15668N)                  | 19500000               | 3.71                              | 0.00              | 0.00               | 0.00  | 0                       | 0   | 0                                     | 0  | 0   |
|         | <b>TOTAL</b>                                     | <b>79899984</b>        | <b>15.21</b>                      | <b>0.00</b>       | <b>0.00</b>        | <b>0.00</b>   | <b>0</b>                | <b>0</b>  | <b>0</b>                              | <b>0</b>   | <b>0</b>  |



Statement showing holding of securities (including shares, warrants, convertible securities) of persons belonging to the category "Public" and holding more than 1% of the total number of shares

| Name of the shareholder  | Number of shares held | Shares as a percentage of total number of shares (i.e., (A)+(B)+(C) indicated in Statement at para 4.9282 | Details of warrants     |   | Details of convertible securities     |  | Total shares (including underlying shares assuming full conversion of warrants and convertible securities) as a % of diluted share capital |
|--|-----------------------|---|-------------------------|---|---------------------------------------|--|--|
|  |                       |   | Number of warrants held | As a % total number of warrants of same class | Number of convertible securities held | % w.r.t total number of convertible securities of the same class |  |
| GA GLOBAL INVESTMENTS LIMITED  | 25894839              | 4.9282  | 0                       | 0   | 0                                     | 0  | 0  |
| BRIDGE INDIA FUND  | 22263458              | 4.2371  | 0                       | 0   | 0                                     | 0  | 0  |
| AFRIN DIA  | 16165000              | 3.0764  | 0                       | 0   | 0                                     | 0  | 0  |
| GOLDMAN SACHS INVESTMENTS (MAURITIUS) I LTD  | 15295985              | 2.9110  | 0                       | 0   | 0                                     | 0  | 0  |
| LIFE INSURANCE CORPORATION OF INDIA - AAACLO582H   | 12359404              | 2.3522  | 0                       | 0   | 0                                     | 0  | 0  |
| HDFC STANDARD LIFE INSURANCE COMPANY LIMITED - AAACH8755L  | 9784162               | 1.8621  | 0                       | 0   | 0                                     | 0  | 0  |
| IDL SPECIALITY CHEMICALS LIMITED   | 8798000               | 1.6744  | 0                       | 0   | 0                                     | 0  | 0  |
| ICICI PRUDENTIAL LIFE INSURANCE COMPANY LTD  | 7885269               | 1.5007  | 0                       | 0   | 0                                     | 0  | 0  |
| AASIA management AND CONSULTANCY PRIVAT LIMITED  | 7839117               | 1.4919  | 0                       | 0   | 0                                     | 0  | 0  |
| FRANKLIN TEMPLETON MUTUAL FUND A/C FRANKLIN INDIA BLUECHIP FUND -AAATT493H                           | 7689526               | 1.4634  | 0                       | 0   | 0                                     | 0  | 0  |
| NORWEST VENTURE PARTNERS X FII-MAURITIUS GOVERNMENT OF SINGAPORE (AAAJG0594R)                        | 6718087               | 1.2785  | 0                       | 0   | 0                                     | 0  | 0  |
| BIRLA SUN LIFE TRUSTEE COMPANY PRIVATE LIMITED A/C BIRLA SUN LIFE FRONTLINE EQUITY FUND - AAATB0102C | 6381838               | 1.2146  | 0                       | 0   | 0                                     | 0  | 0  |
| CPCI (MAURITIUS) LTD   | 6267150               | 1.1927  | 0                       | 0   | 0                                     | 0  | 0  |
| DVI FUND MAURITIUS LIMITED   | 6154168               | 1.1712  | 0                       | 0   | 0                                     | 0  | 0  |
| FRANKLIN TEMPLETON INVESTMENT FUND   | 5686300               | 1.0822  | 0                       | 0   | 0                                     | 0  | 0  |
| <b>TOTAL</b>   | <b>170502231</b>      | <b>32.45</b>  | <b>0</b>                | <b>0</b>                                      | <b>0</b>                              | <b>0</b>   | <b>0</b>   |




Statement showing holding of securities (including shares, warrants, convertible securities) of persons (together with PAC) belonging to the category "Public" and holding more than 5% of the total number of shares of the company

| Name(s) of the shareholder(s) and the Persons Acting in Concert (PAC) with them | Number of shares | Shares as a percentage of total number of shares (i.e., Grand Total (A)+(B)+(C) indicated in Statement at para 0.0000 | Details of warrants                               |                    | Details of convertible securities                                |                                       | Total shares (including underlying shares assuming full conversion of warrants and convertible securities) as a % of diluted share capital |
|---|------------------|---|---|--------------------|--|---------------------------------------|--|
|   |                  |   | As a % total number of warrants of the same class | Number of warrants | % w.r.t total number of convertible securities of the same class | Number of convertible securities held |  |
| 0   | 0                | 0.0000  | 0.00  | 0.00               | 0.00   | 0.00                                  | 0  |
| <b>TOTAL</b>  | <b>0</b>         | <b>0.0000</b>   | <b>0.00</b>                                       | <b>0.00</b>        | <b>0.00</b>  | <b>0.00</b>                           | <b>0</b>   |



(I)(d) Statement showing details of locked-in shares

| Sr. No. | Name of the shareholder | Number of Locked in Shares | Locked-in shares as a percentage of total number of shares [i.e., Grand Total (A)+(B)+(C) indicated in Statement at para (I)(a) above] | Promoter/Promoter Group/Public |
|---------|-------------------------|----------------------------|--|--------------------------------|
| 1       |                         | 0                          | 0.00   | 0                              |
|         |                         |                            |  |                                |
|         | <b>TOTAL</b>            | 0                          | 0  | 0                              |





**Statement showing details of Depository Receipts (DRs)**

| <b>(II)(a)</b> |  |                                  |  |  |
|----------------|--|----------------------------------|--|--|
| <b>Sr. No.</b> | <b>Type of outstanding DR (ADRs, GDRs, SDRs, etc.)</b> | <b>Number of outstanding DRs</b> | <b>Number of shares underlying outstanding DRs</b> | <b>Shares underlying outstanding DRs as a percentage of total number of shares {i.e., Grand Total (A)+(B)+(C) indicated in Statement at para (D)(a) above}</b> |
| 1              | GDRS   | 64682364                         | 64682364   | 12.3100  |
| <b>TOTAL</b>   |  | <b>64682364</b>                  | <b>64682364</b>                                    | <b>12.3100</b>   |



Statement showing holding of Depository Receipts (DRs), where underlying shares held by "Promoter/ Promoter Group" are in excess of 1% of the total number of shares

(II) (b)

| Sr. No.      | Name of the DR Holder | Type of outstanding DR (ADRs, GDRs, SDRs, etc.) | Number of shares underlying DRs | Shares underlying outstanding DRs as a percentage of total number of shares [i.e., Grand Total (A)+(B)+(C) indicated in Statement at para (I)(a) above] |
|--------------|-----------------------|---|---------------------------------|---|
| 1            |                       | 0   | 0                               | 0   |
| <b>TOTAL</b> |                       | 0   | 0                               | 0   |

