

(I) (a) Statement showing Shareholding Pattern

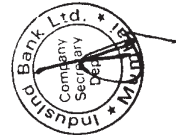
Name of the Company: INDUSIND BANK LIMITED		BSE : 532187, NSE : INDUSINDBK, Class of Security : Equity		
Scrip Code, Name of the scrip, class of security:		31-12-2014		
Quarter ended:		31-12-2014		
	Partly paid-up shares:-	No. of partly paid-up shares	As a % of total no. of partly paid-up shares	As a % of total no. of shares of the company
	Held by Promoter / Promoter Group	0	0.0000	0.0000
	Held by public	0	0.0000	0.0000
	Total	0	0.0000	0.0000
	Outstanding convertible securities:-	No. of outstanding securities	As a % of total No. of outstanding convertible securities	As a % of total no. of shares of the company, assuming full conversion of the convertible securities
	Held by Promoter / Promoter Group	0	0.0000	0.0000
	Held by public	0	0.0000	0.0000
	Total	0	0.0000	0.0000
	Warrants:-	No. of warrants	As a % of total no. of warrants	As a % of total no. of shares of the company, assuming full conversion of warrants
	Held by Promoter / Promoter Group	0	0.0000	0.0000
	Held by public	0	0.0000	0.0000
	Total	0	0.0000	0.0000
Total paid-up capital of the company assuming full conversion of warrants and convertible securities				528508520



Category Code	Category of shareholder	Number of shareholders	Total number of shares	Number of shares held in dematerialised form	Total shareholding as a percentage of total number of		Shares pledged or otherwise encumbered	
					As a percentage of (A+B) (VI)	As a percentage of (A+B+C) (VII)	Number of shares (VIII)	As a percentage (IX) = (VIII)/(IV)*100
(I)	(II)	(III)	(IV)	(V)	(VI)	(VII)	(VIII)	(IX)
(A)	Promoter and Promoter Group							
1	Indian							
(a)	Individuals/Hindu Undivided Family	0	0	0	0.00	0.00	0.00	0.00
(b)	Central Government/State Government(s)	0	0	0	0.00	0.00	0.00	0.00
(c)	Bodies Corporate	0	0	0	0.00	0.00	0.00	0.00
(d)	Financial Institutions / Banks	0	0	0	0.00	0.00	0.00	0.00
(e)	Any Other (specify)	0	0	0	0.00	0.00	0.00	0.00
	Sub Total (A)(1)	0	0	0	0.00	0.00	0.00	0.00
2	Foreign							
(a)	Individuals (Non-Resident Individuals/ Foreign Individuals)	0	0	0	0.00	0.00	0.00	0.00
(b)	Bodies Corporate	2	79899984	79899984	17.23	15.12	0.00	0.00
(c)	Institutions	0	0	0	0.00	0.00	0.00	0.00
(d)	Qualified Foreign Investors	0	0	0	0.00	0.00	0.00	0.00
(e)	Any Other (specify)	0	0	0	0.00	0.00	0.00	0.00
	Sub Total (A)(2)	2	79899984	79899984	17.23	15.12	0.00	0.00
	Total Shareholding of Promoter and Promoter Group (A)=(A)(1)+(A)(2)	2	79899984	79899984	17.23	15.12	0.00	0.00
(B)	Public shareholding							
1	Institutions							
(a)	Mutual Funds/ UTI	231	38261982	38258832	8.25	7.24	0.00	0.00
(b)	Financial Institutions / Banks	24	1464520	1463958	0.32	0.28	0.00	0.00
(c)	Central Government/State Government(s)	1	50	50	0.00	0.00	0.00	0.00
(d)	Venture Capital Funds	0	0	0	0.00	0.00	0.00	0.00
(e)	Insurance Companies	4	7671953	7671953	1.65	1.45	0.00	0.00
(f)	Foreign Institutional Investors	271	214527962	214527962	46.25	40.59	0.00	0.00
(g)	Foreign Venture Capital Investors	0	0	0	0.00	0.00	0.00	0.00
(h)	Qualified Foreign Investors	0	0	0	0.00	0.00	0.00	0.00
(i)	Any Other (specify)	0	0	0	0.00	0.00	0.00	0.00
	Sub Total (B) (1)	531	261926467	261922755	56.47	49.56	0.00	0.00

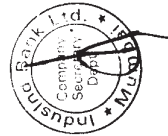


Category code	Category of shareholder (II)	Number of shareholders (III)	Total number of shares (IV)	Number of shares held in dematerialised form (V)	Total shareholding as a percentage of total number of		Shares pledged or otherwise encumbered		
					As a percentage of (A+B) (VI)	As a percentage of (A+B+C) (VII)	Number of shares (VIII)	As a percentage (IX) = (VIII)/(IV)*100	
2	Non-institutions								
(a)	Bodies Corporate / Private Insurance Companies	1182	64134501	63928594	13.83	12.13	0.00	0.00	0.00
(b) (i)	Individuals - shareholders holding nominal share capital up to Rs 1 Lakh	94038	27767673	20187645	5.99	5.25	0.00	0.00	0.00
(ii)	Individual shareholders holding nominal share capital in excess of Rs. 1 Lakh	267	8321306	8037147	1.79	1.57	0.00	0.00	0.00
(c)	Qualified Foreign Investors	15	13709231	13709231	2.96	2.59	0.00	0.00	0.00
(d)	Any Other								
i	Clearing Member	308	906875	906875	0.20	0.17	0.00	0.00	0.00
ii	Non Resident Indians (Repat)	1110	2313644	1315544	0.50	0.44	0.00	0.00	0.00
iii	Non Resident Indians (Non Repat)	406	2499638	2473638	0.54	0.47	0.00	0.00	0.00
iv	Overseas Bodies Corporates	15	1477000	376000	0.32	0.28	0.00	0.00	0.00
v	Directors / Relatives	2	120580	120580	0.03	0.02	0.00	0.00	0.00
vi	Foreign Nationals	0	0	0	0.00	0.00	0.00	0.00	0.00
vii	Trusts	27	749257	749257	0.16	0.14	0.00	0.00	0.00
	Sub Total (B)(2)	97370	121999705	111804511	26.30	23.08	0.00	0.00	0.00
	Total Public Shareholding Public Group	97901	383926172	373727266	82.77	72.64	0.00	0.00	0.00
	Total (A)+(B)	97903	463826156	453627250	100.00	87.76	0.00	0.00	0.00
(C)	Shares held by custodians and against which Depository Receipts have been issued								
i	Promoter and Promoter group	0	0	0	0.00	0.00	0.00	0.00	0.00
ii	Public	1	64682364	64682364	0.00	12.24	0.00	0.00	0.00
	Sub Total (C)	1	64682364	64682364	0.00	12.24	0.00	0.00	0.00
	GRAND TOTAL (A)+(B)+(C)	97904	528508520	518309614	100.00	100.00	0.00	0.00	0.00




(IV)(b) Statement showing holding of securities (including shares, warrants, convertible securities) of persons belonging to the category "Promoter and Promoter Group"

Sr. No.	Name of the shareholder	Details of Shares held		Encumbered shares		Details of warrants		Details of convertible securities		Total shares (including underlying shares assuming full conversion of warrants and convertible securities) as a % of diluted share capital	
		Number of shares held	As a % of grand total (A)+(B)+(C)	No.	As a percentage	As a % of grand total (A)+(B)+(C) of sub-clause (I)(a)	Number of warrants held	As a % total number of warrants of the same class	Number of convertible securities held		As a % total number of convertible securities of the same class
(I)	(II)	(III)	(IV)	(V)	(VI)=(V)/(III)*100	(VII)	(VIII)	(IX)	(X)	(XI)	(XII)
1	INDUSIND INTERNATIONAL HOLDINGS L.TD. (AABC15624C)	60399984	11.43	0.00	0.00	0.00	0	0	0	0	0
2	INDUSIND LIMITED (AABC15688N)	19500000	3.69	0.00	0.00	0.00	0	0	0	0	0
	TOTAL	79899984	15.12	0.00	0.00	0.00	0	0	0	0	0



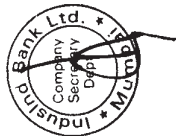
(1)(c)(i) Statement showing holding of securities (including shares, warrants, convertible securities) of persons belonging to the category "Public" and holding more than 1% of the total number of shares

Sr. No.	Name of the shareholder	Number of shares held	Shares as a percentage of total number of shares (i.e., Grand Total (A)+(B)+(C) indicated in Statement at para	Details of warrants		Details of convertible securities		Total shares (including underlying shares assuming full conversion of warrants and convertible securities) as a % of diluted share capital
				Number of warrants held	As a % total number of warrants of the same class	Number of convertible securities held	% w.r.t total number of convertible securities of the same class	
1	BRIDGE INDIA FUND	22263458	4.21	0	0	0	0	0
2	AFRIN DIA	15570877	2.95	0	0	0	0	0
3	GA GLOBAL INVESTMENTS LIMITED	12776391	2.42	0	0	0	0	0
4	GOLDMAN SACHS INVESTMENTS (MAURITIUS) LL	10616295	2.01	0	0	0	0	0
5	ICICI PRUDENTIAL LIFE INSURANCE COMPANY L	9646354	1.83	0	0	0	0	0
6	IDL SPECIALITY CHEMICALS LIMITED	9106000	1.72	0	0	0	0	0
7	FRANKLIN TEMPLETON MUTUAL FUND A/C FRAN	8829105	1.67	0	0	0	0	0
8	MORGAN STANLEY ASIA (SINGAPORE) PTE.	8173399	1.55	0	0	0	0	0
9	HINDIJA GROUP LIMITED - AAFA6679H	7839117	1.48	0	0	0	0	0
10	LIFE INSURANCE CORPORATION OF INDIA - AAA	7655855	1.45	0	0	0	0	0
11	NORWEST VENTURE PARTNERS X FH - MAURITI	6718087	1.27	0	0	0	0	0
12	GOVERNMENT OF SINGAPORE	5987354	1.13	0	0	0	0	0
13	BIRLA SUN LIFE TRUSTEE COMPANY PRIVATE LI	5888509	1.11	0	0	0	0	0
14	DVI FUND MAURITIUS LTD	5854157	1.11	0	0	0	0	0
15	FRANKLIN TEMPLETON INVESTMENT FUNDS	5700000	1.08	0	0	0	0	0
16	TIAA-CREF INSTITUTIONAL MUTUAL FUNDS-INTE	5511180	1.04	0	0	0	0	0
17	HDFC STANDARD LIFE INSURANCE COMPANY LIN	5447007	1.03	0	0	0	0	0
	TOTAL	153583145	29.06	0	0	0	0	0



(D)(c)(ii) Statement showing holding of securities (including shares, warrants, convertible securities) of persons (together with PAC) belonging to the category "Public" and holding more than 5% of the total number of shares of the company

Sr. No.	Name(s) of the shareholder(s) and the Persons Acting in Concert (PAC) with them	Number of shares	Shares as a percentage of total number of shares i.e., Grand Total (A)+(B)+(C) indicated in Statement at para 0.00000	Details of warrants		Details of convertible securities		Total shares (including underlying shares assuming full conversion of warrants and convertible securities) as a % of diluted share capital
				Number of warrants	As a % total number of warrants of the same class	Number of convertible securities held	% w.r.t total number of convertible securities of the same class	
1	0	0	0.00000	0.00	0.00	0.00	0.00	0
TOTAL		0	0.00000	0.00	0.00	0.00	0.00	0




(I)(d) Statement showing details of locked-in shares

Sr. No.	Name of the shareholder	Number of Locked in Shares	Locked-in shares as a percentage of total number of shares [i.e., Grand Total (A)+(B)+(C) indicated in Statement at para (I)(a) above]	Promoter/Promoter Group/Public
1		0	0.00	0
TOTAL		0	0	0



(II)(a) Statement showing details of Depository Receipts (DRs)

(II)(a)	Statement showing details of Depository Receipts (DRs)			
Sr. No.	Type of outstanding DR (ADRs, GDRs, SDRs, etc.)	Number of outstanding DRs	Number of shares underlying outstanding DRs	Shares underlying outstanding DRs as a percentage of total number of shares {i.e., Grand Total (A)+(B)+(C) indicated in Statement at para (I)(a) above}
1	GDRS	64682364	64682364	12.24
TOTAL		64682364	64682364	12.24



Statement showing holding of Depository Receipts (DRs), where underlying shares held by "Promoter/ Promoter Group" are in excess of 1% of the total number of shares

(II) (b)

Sr. No.	Name of the DR Holder	Type of outstanding DR (ADRs, GDRs, SDRs, etc.)	Number of shares underlying outstanding DRs	Shares underlying outstanding DRs as a percentage of total number of shares [i.e., Grand Total (A)+(B)+(C) indicated in Statement at para (I)(a) above]
1		0	0	0
TOTAL			0	0

