

(l) (a) Statement Shareholding Pattern

| Name of the Company: Indus Fila Limited | | Class of security: | |
|--|-------------------------------|---|--|
| Scrip Code: | | Class of security: | |
| Quarter ended: 30 th Sept. 2014 | | | |
| Partly paid-up shares:- | No. of partly paid-up shares | As a % of total no. of partly paid-up shares | As a % of total no. of shares of the company |
| Held by Promoter / Promoter Group | 0 | 0 | 0 |
| Held by public | 0 | 0 | 0 |
| Total | 0 | 0 | 0 |
| Outstanding convertible securities:- | No. of outstanding securities | As a % of total No. of outstanding convertible securities | As a % of total no. of shares of the company, assuming full conversion of the convertible securities |
| Held by Promoter / Promoter Group | 0 | 0 | 0 |
| Held by public | 0 | 0 | 0 |
| Total | 0 | 0 | 0 |
| Warrants:- | No. of warrants | As a % of total no. of warrants | As a % of total no. of shares of the company, assuming full conversion of warrants |
| Held by Promoter / Promoter Group | 0 | 0 | 0 |
| Held by public | 0 | 0 | 0 |
| Total | 0 | 0 | 0 |
| Total paid-up capital of the company assuming full conversion of warrants and convertible securities | | | 20744717 |




| Category Code | Category of shareholder | Number of sharehold | Total number of shares | Number of shares held in dematerialized form | Total shareholding as a percentage of total number of shares | | Shares pledged or otherwise encumbered | |
|---------------|---|---------------------|------------------------|--|--|-------------------------------|--|--|
| | | | | | As a percentage of (A+B) (VI) | As a percentage (A+B+C) (VII) | Number of shares (VIII) | As a percentage (IX) = (VIII)/(IV)*100 |
| (I) | (II) | (III) | (IV) | (V) | (VI) | (VII) | (VIII) | (IX) |
| (A) | Promoter and Promoter Group | | | | | | | |
| 1 | Indian | | | | | | | |
| (a) | Individuals/Hindu Undivided Family | 11 | 1457707 | 1457707 | 7.0269 | 7.0269 | 0 | 0.0000 |
| (b) | Central Government/State Govern | 0 | 0 | 0 | 0.0000 | 0.0000 | 0 | 0.0000 |
| (c) | Bodies Corporate | 2 | 8230267 | 8230267 | 39.6740 | 39.6740 | 4376947 | 53.1811 |
| (d) | Financial Institutions / Banks | 0 | 0 | 0 | 0.0000 | 0.0000 | 0 | 0.0000 |
| (e) | Any Other (specify) | 0 | 0 | 0 | 0.0000 | 0.0000 | 0 | 0.0000 |
| | Sub Total (A)(1) | 13 | 9687974 | 9687974 | 46.7009 | 46.7009 | 4376947 | 45.1792 |
| 2 | Foreign | | | | | | | |
| (a) | Individuals (Non-Resident Individuals/Foreign Individuals) | 4 | 192807 | 0 | 0.9294 | 0.9294 | 0 | 0.0000 |
| (b) | Bodies Corporate | 0 | 0 | 0 | 0.0000 | 0.0000 | 0 | 0.0000 |
| (c) | Institutions | 0 | 0 | 0 | 0.0000 | 0.0000 | 0 | 0.0000 |
| (d) | Qualified Foreign Investors | 0 | 0 | 0 | 0.0000 | 0.0000 | 0 | 0.0000 |
| (e) | Any Other (specify) | 0 | 0 | 0 | 0.0000 | 0.0000 | 0 | 0.0000 |
| | Sub Total (A)(2) | 4 | 192807 | 0 | 0.9294 | 0.9294 | 0 | 0.0000 |
| | Total Shareholding of Promoter and Promoter Group (A)=(A)(1)+(A)(2) | 17 | 9880781 | 9687974 | 47.6303 | 47.6303 | 4376947 | 44.2976 |
| (B) | Public shareholding | | | | | | | |
| 1 | Institutions | | | | | | | |
| (a) | Mutual Funds/UTI | 0 | 0 | 0 | 0.0000 | 0.0000 | - | - |
| (b) | Financial Institutions / Banks | 1 | 100 | 100 | 0.0005 | 0.0005 | - | - |
| (c) | Central Government/State Govern | 0 | 0 | 0 | 0.0000 | 0.0000 | - | - |
| (d) | Venture Capital Funds | 0 | 0 | 0 | 0.0000 | 0.0000 | - | - |
| (e) | Insurance Companies | 0 | 0 | 0 | 0.0000 | 0.0000 | - | - |
| (f) | Foreign Institutional Investors | 2 | 170138 | 170138 | 0.8202 | 0.8202 | - | - |
| (g) | Foreign Venture Capital Investors | 0 | 0 | 0 | 0.0000 | 0.0000 | - | - |
| (h) | Qualified Foreign Investors | 0 | 0 | 0 | 0.0000 | 0.0000 | - | - |
| (i) | Any Other (specify) | 0 | 0 | 0 | 0.0000 | 0.0000 | - | - |
| | Sub Total (B) (1) | 3 | 170238 | 170238 | 0.8206 | 0.8206 | | |
| 2 | Non-institutions | | | | | | | |
| (a) | Bodies Corporate | 134 | 6757178 | 6757178 | 32.5730 | 32.5730 | - | - |
| (b) (i) | Individuals - shareholders holding nominal share capital up to Rs 1 Lakh | 3679 | 1671866 | 1660863 | 8.0592 | 8.0592 | - | - |
| (ii) | Individual shareholders holding nominal share capital in excess of Rs. 1 Lakh | 43 | 1599629 | 1599629 | 7.7110 | 7.7110 | - | - |
| (c) | Qualified Foreign Investors | 0 | 0 | 0 | 0.0000 | 0.0000 | - | - |
| (d) | Any Other | 0 | 0 | 0 | 0.0000 | 0.0000 | - | - |
| i | Non Resident Indians (Repat) | 34 | 41282 | 41282 | 0.1990 | 0.1990 | - | - |
| ii | Non Resident Indians (Non Repat) | 9 | 2659 | 2659 | 0.0128 | 0.0128 | - | - |
| iii | Foreign Companies | 0 | 0 | 0 | 0.0000 | 0.0000 | - | - |
| iv | Clearing Member | 27 | 165084 | 165084 | 0.7958 | 0.7958 | - | - |
| v | Directors / Relatives | 0 | 0 | 0 | 0.0000 | 0.0000 | - | - |
| vi | Trusts | 1 | 456000 | 0 | 2.1982 | 2.1982 | - | - |
| | Sub Total (B)(2) | 3927 | 10693698 | 10226695 | 51.5490 | 51.5490 | | |
| | Total Public Shareholding | | | | | | | |
| | Public Group (B)=(B)(1)+(B)(2) | 3930 | 10863936 | 10396933 | 52.3697 | 52.3697 | 0 | 0.0000 |
| | Total (A)+(B) | 3947 | 20744717 | 20084907 | 100.0000 | 100.0000 | 4,376,947 | 44 |
| (C) | Shares held by custodians and against which Depository Receipts have been issued | | | | | | | |
| i | Promoter and Promoter group | 0 | 0 | 0 | 0.0000 | 0.0000 | 0 | 0.0000 |
| ii | Public | 0 | 0 | 0 | 0.0000 | 0.0000 | 0 | 0.0000 |
| | Sub Total (C) | 0 | 0 | 0 | 0 | 0 | 0 | 0 |
| | GRAND TOTAL (A)+(B)+(C) | 3947 | 20744717 | 20084907 | 100.0000 | 100.0000 | 4,376,947 | 44.2976 |



STATEMENT SHOWING HOLDING OF SECURITIES (INCLUDING SHARES, WARRANTS, CONVERTIBLE SECURITIES) OF PERSONS BELONGING TO THE CATEGORY "PROMOTER AND PROMOTER GROUP"

| (I)(b) Sr. No. | Name of the shareholder | NUMBER OF SHARES HELD | TOTAL SHARES HELD As a % of grand total (A)+(B)+(C) | ENCUMBERED SHARES | ENCUMBERED SHARES As a % (VI = V/III)*100 | ENCUMBERED SHARES As a % of grand total (A)+(B)+(C) of sub-clause (I)(a) | Number of warrants held | As a % total number of warrants of the same class | Number of convertible securities held | As a % total number of convertible securities of the same class | Total shares (including underlying shares assuming full conversion of warrants and convertible securities) as a % of diluted share capital |
|-------------------|--------------------------------------|-----------------------|---|-------------------|---|--|-------------------------|---|---------------------------------------|---|--|
| (I) | (II) | (III) | (IV) | (V) | (VI)=(V)/(I II)*100 | (VII) | (VIII) | (IX) | (X) | (XI) | (XII) |
| 1 | KAMAL KISHOR FINVEST PRIVATE LIMITED | 6013657 | 28.9889 | 2806000 | 46.6605 | 13.5263 | 0 | 0 | 0 | 0 | 28.9889 |
| 2 | ANDREW FINVEST PVT LTD | 2216610 | 10.6852 | 1570947 | 0.00 | 0.00 | 0 | 0 | 0 | 0 | 10.6852 |
| 3 | KAVITA MANDHANA | 687448 | 3.3138 | 0 | 0.00 | 0.00 | 0 | 0 | 0 | 0 | 3.3138 |
| 4 | SHASHIKANT GOVINDLAL MANDHANA | 462462 | 2.2293 | 0 | 0.00 | 0.00 | 0 | 0 | 0 | 0 | 2.2293 |
| 5 | SNEHA MANDHANA | 90000 | 0.4338 | 0 | 0.00 | 0.00 | 0 | 0 | 0 | 0 | 0.4338 |
| 6 | RALPH KLINGLER | 72139 | 0.3477 | 0 | 0.00 | 0.00 | 0 | 0 | 0 | 0 | 0.3477 |
| 7 | PRAKASH GOVIND LAL MANDHANA | 67263 | 0.3242 | 0 | 0.00 | 0.00 | 0 | 0 | 0 | 0 | 0.3242 |
| 8 | SAVITA MANDHANA | 63330 | 0.3053 | 0 | 0.00 | 0.00 | 0 | 0 | 0 | 0 | 0.3053 |
| 9 | BIRENDRA KUMAR AGARWAL | 62500 | 0.3013 | 0 | 0.00 | 0.00 | 0 | 0 | 0 | 0 | 0.3013 |
| 10 | ALFONS HOLLENSTEIN | 57707 | 0.2782 | 0 | 0.00 | 0.00 | 0 | 0 | 0 | 0 | 0.2782 |
| 11 | DANIEL SPAELTI | 46871 | 0.2259 | 0 | 0.00 | 0.00 | 0 | 0 | 0 | 0 | 0.2259 |
| 12 | VIVEK KUMAR | 18250 | 0.0880 | 0 | 0.00 | 0.00 | 0 | 0 | 0 | 0 | 0.0880 |
| 13 | HO BOON ENG | 16090 | 0.0776 | 0 | 0.00 | 0.00 | 0 | 0 | 0 | 0 | 0.0776 |
| 14 | NITIN MANDHANA | 9829 | 0.0474 | 0 | 0.00 | 0.00 | 0 | 0 | 0 | 0 | 0.0474 |
| 15 | NARAYANDAS MANDHANA | 8000 | 0.0386 | 0 | 0.00 | 0.00 | 0 | 0 | 0 | 0 | 0.0386 |
| 16 | V BALAJI BHAT | 5000 | 0.0241 | 0 | 0.00 | 0.00 | 0 | 0 | 0 | 0 | 0.0241 |
| 17 | SAROJ NANDKISHORE RATHI | 625 | 0.0030 | 0 | 0.00 | 0.00 | 0 | 0 | 0 | 0 | 0.0030 |
| | TOTAL | 9897781 | 47.7123 | 4376947 | 44.2215 | 13.5263 | 0 | 0 | 0 | 0 | 47.7123 |



Statement showing holding of securities (including shares, warrants, convertible securities) of persons belonging to the category "Public" and holding more than 1% of the total number of shares


(I)(c)(i)
Sr. No.

| Sr. No. | Name of the shareholder | Number of shares held | Shares as a percentage of total number of shares [i.e., Grand Total (A)+(B)+(C) indicated in Statement at para (I)(a) above] | Details of warrants | | Details of convertible securities | | Total shares (including underlying shares assuming full conversion of warrants and convertible securities) as a % of diluted share capital |
|---------|---|-----------------------|--|-------------------------|--|---------------------------------------|--|--|
| | | | | Number of warrants held | As a % of total number of warrants of the same class | Number of convertible securities held | % w.r.t total number of convertible securities of the same class | |
| 1 | RELIGARE FINVEST LTD | 1747189 | 8.4223 | 0 | 0 | 0 | 0 | 8.4223 |
| 2 | FOREVER MERCHANTS PVT. LTD. | 1378668 | 6.6459 | 0 | 0 | 0 | 0 | 6.6459 |
| 3 | FAMY CARE LIMITED | 900000 | 4.3385 | 0 | 0 | 0 | 0 | 4.3385 |
| 4 | ASHOKA STOCK BROKING LTD. - CLIENT MARGIN | 700000 | 3.3744 | 0 | 0 | 0 | 0 | 3.3744 |
| 5 | SAROJ PLANTATION PVT. LTD. | 626696 | 3.0210 | 0 | 0 | 0 | 0 | 3.0210 |
| 6 | TALMA CHEMICAL INDUSTRIES PVT LTD | 580251 | 2.7971 | 0 | 0 | 0 | 0 | 2.7971 |
| 7 | INDUS FILA ESOP TRUST | 456000 | 2.1982 | 0 | 0 | 0 | 0 | 2.1982 |
| 8 | RENDITION TRADING COMPANY PVT LTD | 379231 | 1.8281 | 0 | 0 | 0 | 0 | 1.8281 |
| 9 | SILVERSON TRADING CO. PVT. LTD. | 323765 | 1.5607 | 0 | 0 | 0 | 0 | 1.5607 |
| 10 | MAKARAND PLANTATION PVT. LTD. | 218161 | 1.0516 | 0 | 0 | 0 | 0 | 1.0516 |
| 11 | GLOBE FINCAP LIMITED | 216990 | 1.0460 | 0 | 0 | 0 | 0 | 1.0460 |
| | TOTAL | 7526951 | 36.2837 | 0.00 | 0.00 | 0.00 | 0.00 | 36.2837 |

Statement showing holding of securities (including shares, warrants, convertible securities) of persons (together with PAC) belonging to the category "Public" and holding more than 5% of the total number of shares of the company

(I)(c)(ii)
Sr. No.

| Sr. No. | Name(s) of the shareholder(s) and the Persons Acting in Concert (PAC) with them | Number of shares | Shares as a percentage of total number of shares [i.e., Grand Total (A)+(B)+(C) indicated in Statement at para (I)(a) above] | Details of warrants | | Details of convertible securities | | Total shares (including underlying shares assuming full conversion of warrants and convertible securities) |
|---------|---|------------------|--|---------------------|--|---------------------------------------|--|--|
| | | | | Number of warrants | As a % of total number of warrants of the same class | Number of convertible securities held | % w.r.t total number of convertible securities of the same class | |
| 1 | RELIGARE FINVEST LTD | 1747189 | 8.42 | 0.00 | 0.00 | 0.00 | 0.00 | 8.42 |
| 2 | FOREVER MERCHANTS PVT. LTD. | 1378668 | 6.65 | 0.00 | 0.00 | 0.00 | 0.00 | 6.65 |
| | TOTAL | 3125857 | 15.07 | 0.00 | 0.00 | 0.00 | 0.00 | 15.07 |




(I)(d) Statement showing details of locked-in shares

| Sr. No. | Name of the shareholder | Number of Locked in Shares | Locked-in shares as a percentage of total number of shares {i.e., Grand Total (A)+(B)+(C) indicated in Statement at para (I)(a) above} | Promoter/Promoter Group/Public |
|---------|-------------------------------|----------------------------|--|--------------------------------|
| 1 | KAVITA MANDHANA | 108 | 0.00 | 0 |
| 2 | KAVITA SHASHIKANT MANDHANA | 10,000 | 0.05 | |
| 3 | NITIN MANDHANA | 9,829 | 0.047 | |
| 4 | PRAKASH GOVINDLAL MANDHANA | 1,563 | 0.008 | |
| 5 | SHASHIKANT GOVINDLAL MANDHANA | 1,562 | 0.008 | |
| | TOTAL | 23,062 | 0.1112 | 0.0000 |



(II)(a) Statement showing details of Depository Receipts (DRs)

| Sr. No. | Type of outstanding DR (ADRs, GDRs, SDRs, etc.) | Number of outstanding DRs | Number of shares underlying outstanding DRs | Shares underlying outstanding DRs as a percentage of total number of shares {i.e., Grand Total (A)+(B)+(C) indicated in Statement at para (I)(a) above} |
|---------|---|---------------------------|---|---|
| 1 | NIL | NIL | NIL | NIL |
| | TOTAL | NIL | NIL | NIL |



Statement showing holding of Depository Receipts (DRs), where underlying shares held by "Promoter/Promoter Group" are in excess of 1% of the total number of shares


(II) (b)

| Sr. No. | Name of the DR Holder | Type of outstanding DR (ADRs, GDRs, SDRs, etc.) | Number of shares underlying outstanding DRs | Shares underlying outstanding DRs as a percentage of total number of shares [i.e., Grand Total (A)+(B)+(C) indicated in Statement at para (I)(a) above] |
|---------|-----------------------|---|---|---|
| 1 | NIL TOTAL | NIL NIL | NIL NIL | NIL NIL |



(I) (a) Statement Shareholding Pattern

| Name of the Company: Indus Fila Limited | | Class of security: | |
|--|-------------------------------|---|--|
| Scrip Code: | | Class of security: | |
| Quarter ended: 31st Dec.2014 | | | |
| Partly paid-up shares:- | No. of partly paid-up shares | As a % of total no. of partly paid-up shares | As a % of total no. of shares of the company |
| Held by Promoter / Promoter Group | 0 | 0 | 0 |
| Held by public | 0 | 0 | 0 |
| Total | 0 | 0 | 0 |
| Outstanding convertible securities:- | No. of outstanding securities | As a % of total No. of outstanding convertible securities | As a % of total no. of shares of the company, assuming full conversion of the convertible securities |
| Held by Promoter / Promoter Group | 0 | 0 | 0 |
| Held by public | 0 | 0 | 0 |
| Total | 0 | 0 | 0 |
| Warrants:- | No. of warrants | As a % of total no. of warrants | As a % of total no. of shares of the company, assuming full conversion of warrants |
| Held by Promoter / Promoter Group | 0 | 0 | 0 |
| Held by public | 0 | 0 | 0 |
| Total | 0 | 0 | 0 |
| Total paid-up capital of the company assuming full conversion of warrants and convertible securities | | | 20744717 |




| Category Code | Category of shareholder | Number of sharehold | Total number of shares | Number of shares held in dematerialized form | Total shareholding as a percentage of total number of shares | | Shares pledged or otherwise encumbered | |
|---------------|---|---------------------|------------------------|--|--|-------------------------------|--|--|
| | | | | | As a percentage of (A+B) (VI) | As a percentage (A+B+C) (VII) | Number of shares (VIII) | As a percentage (IX) = (VIII)/(IV)*100 |
| (I) | (II) | (III) | (IV) | (V) | (VI) | (VII) | (VIII) | (IX) |
| (A) | Promoter and Promoter Group | | | | | | | |
| 1 | Indian | | | | | | | |
| (a) | Individuals/Hindu Undivided Family | 11 | 1457707 | 1457707 | 7.0269 | 7.0269 | 0 | 0.0000 |
| (b) | Central Government/State Govern | 0 | 0 | 0 | 0.0000 | 0.0000 | 0 | 0.0000 |
| (c) | Bodies Corporate | 2 | 8230267 | 8230267 | 39.6740 | 39.6740 | 4376947 | 53.1811 |
| (d) | Financial Institutions / Banks | 0 | 0 | 0 | 0.0000 | 0.0000 | 0 | 0.0000 |
| (e) | Any Other (specify) | 0 | 0 | 0 | 0.0000 | 0.0000 | 0 | 0.0000 |
| | Sub Total (A)(1) | 13 | 9687974 | 9687974 | 46.7009 | 46.7009 | 4376947 | 45.1792 |
| 2 | Foreign | | | | | | | |
| (a) | Individuals (Non-Resident Individuals/Foreign Individuals) | 4 | 192807 | 0 | 0.9294 | 0.9294 | 0 | 0.0000 |
| (b) | Bodies Corporate | 0 | 0 | 0 | 0.0000 | 0.0000 | 0 | 0.0000 |
| (c) | Institutions | 0 | 0 | 0 | 0.0000 | 0.0000 | 0 | 0.0000 |
| (d) | Qualified Foreign Investors | 0 | 0 | 0 | 0.0000 | 0.0000 | 0 | 0.0000 |
| (e) | Any Other (specify) | 0 | 0 | 0 | 0.0000 | 0.0000 | 0 | 0.0000 |
| | Sub Total (A)(2) | 4 | 192807 | 0 | 0.9294 | 0.9294 | 0 | 0.0000 |
| | Total Shareholding of Promoter and Promoter Group (A)=(A)(1)+(A)(2) | 17 | 9880781 | 9687974 | 47.6303 | 47.6303 | 4376947 | 44.2976 |
| (B) | Public shareholding | | | | | | | |
| 1 | Institutions | | | | | | | |
| (a) | Mutual Funds/UTI | 0 | 0 | 0 | 0.0000 | 0.0000 | - | - |
| (b) | Financial Institutions / Banks | 1 | 100 | 100 | 0.0005 | 0.0005 | - | - |
| (c) | Central Government/State Govern | 0 | 0 | 0 | 0.0000 | 0.0000 | - | - |
| (d) | Venture Capital Funds | 0 | 0 | 0 | 0.0000 | 0.0000 | - | - |
| (e) | Insurance Companies | 0 | 0 | 0 | 0.0000 | 0.0000 | - | - |
| (f) | Foreign Institutional Investors | 2 | 170138 | 170138 | 0.8202 | 0.8202 | - | - |
| (g) | Foreign Venture Capital Investors | 0 | 0 | 0 | 0.0000 | 0.0000 | - | - |
| (h) | Qualified Foreign Investors | 0 | 0 | 0 | 0.0000 | 0.0000 | - | - |
| (i) | Any Other (specify) | 0 | 0 | 0 | 0.0000 | 0.0000 | - | - |
| | Sub Total (B) (1) | 3 | 170238 | 170238 | 0.8206 | 0.8206 | - | - |
| 2 | Non-institutions | | | | | | | |
| (a) | Bodies Corporate | 134 | 6757178 | 6757178 | 32.5730 | 32.5730 | - | - |
| (b) (i) | Individuals - shareholders holding nominal share capital up to Rs 1 Lakh | 3683 | 1671866 | 1660863 | 8.0592 | 8.0592 | - | - |
| (ii) | Individual shareholders holding nominal share capital in excess of Rs. 1 Lakh | 43 | 1599629 | 1599629 | 7.7110 | 7.7110 | - | - |
| (c) | Qualified Foreign Investors | 0 | 0 | 0 | 0.0000 | 0.0000 | - | - |
| (d) | Any Other | 0 | 0 | 0 | | | | |
| i | Non Resident Indians (Repat) | 34 | 41282 | 41282 | 0.1990 | 0.1990 | - | - |
| ii | Non Resident Indians (Non Repat) | 9 | 2659 | 2659 | 0.0128 | 0.0128 | - | - |
| iii | Foreign Companies | 0 | 0 | 0 | 0.0000 | 0.0000 | - | - |
| iv | Clearing Member | 27 | 165084 | 165084 | 0.7958 | 0.7958 | - | - |
| v | Directors / Relatives | 0 | 0 | 0 | 0.0000 | 0.0000 | - | - |
| vi | Trusts | 1 | 456000 | 0 | 2.1982 | 2.1982 | - | - |
| | Sub Total (B)(2) | 3931 | 10693698 | 10226695 | 51.5490 | 51.5490 | - | - |
| | Total Public Shareholding Public Group (B)=(B)(1)+(B)(2) | 3934 | 10863936 | 10396933 | 52.3697 | 52.3697 | 0 | 0.0000 |
| | Total (A)+(B) | 3951 | 20744717 | 20084907 | 100.0000 | 100.0000 | 4,376,947 | 44 |
| (C) | Shares held by custodians and against which Depository Receipts have been issued | | | | | | | |
| i | Promoter and Promoter group | 0 | 0 | 0 | 0.0000 | 0.0000 | 0 | 0.0000 |
| ii | Public | 0 | 0 | 0 | 0.0000 | 0.0000 | 0 | 0.0000 |
| | Sub Total (C) | 0 | 0 | 0 | 0 | 0 | 0 | 0 |
| | GRAND TOTAL (A)+(B)+(C) | 3951 | 20744717 | 20084907 | 100.0000 | 100.0000 | 4,376,947 | 44.2976 |



STATEMENT SHOWING HOLDING OF SECURITIES (INCLUDING SHARES, WARRANTS, CONVERTIBLE SECURITIES) OF PERSONS BELONGING TO THE CATEGORY "PROMOTER AND PROMOTER GROUP"

| (I)(b) Sr. No. | Name of the shareholder | NUMBER OF SHARES HELD | TOTAL SHARES HELD As a % of grand total (A)+(B)+(C) | ENCUMBERED SHARES | ENCUMBERED SHARES As a % (VI=V/III)*100 | ENCUMBERED SHARES As a % of grand total (A)+(B)+(C) of sub-clause (I)(a) | Number of warrants held | As a % total number of warrants of the same class | Number of convertible securities held | As a % total number of convertible securities of the same class | Total shares (including underlying shares assuming full conversion of warrants and convertible securities) as a % of diluted share capital |
|-------------------|--------------------------------------|-----------------------|---|-------------------|---|--|-------------------------|---|---------------------------------------|---|--|
| (I) | (II) | (III) | (IV) | (V) | (VI)=(V)/(I II)*100 | (VII) | (VIII) | (IX) | (X) | (XI) | (XII) |
| 1 | KAMAL KISHOR FINVEST PRIVATE LIMITED | 6013657 | 28.9889 | 2806000 | 46.6605 | 13.5263 | 0 | 0 | 0 | 0 | 28.9889 |
| 2 | ANDREW FINVEST PVT LTD | 2216610 | 10.6852 | 1570947 | 0.00 | 0.00 | 0 | 0 | 0 | 0 | 10.6852 |
| 3 | KAVITA MANDHANA | 687448 | 3.3138 | 0 | 0.00 | 0.00 | 0 | 0 | 0 | 0 | 3.3138 |
| 4 | SHASHIKANT GOVINDLAL MANDHANA | 462462 | 2.2293 | 0 | 0.00 | 0.00 | 0 | 0 | 0 | 0 | 2.2293 |
| 5 | SNEHA MANDHANA | 90000 | 0.4338 | 0 | 0.00 | 0.00 | 0 | 0 | 0 | 0 | 0.4338 |
| 6 | RALPH KLINGLER | 72139 | 0.3477 | 0 | 0.00 | 0.00 | 0 | 0 | 0 | 0 | 0.3477 |
| 7 | PRAKASH GOVIND LAL MANDHANA | 67263 | 0.3242 | 0 | 0.00 | 0.00 | 0 | 0 | 0 | 0 | 0.3242 |
| 8 | SAVITA MANDHANA | 63330 | 0.3053 | 0 | 0.00 | 0.00 | 0 | 0 | 0 | 0 | 0.3053 |
| 9 | BIRENDRA KUMAR AGARWAL | 62500 | 0.3013 | 0 | 0.00 | 0.00 | 0 | 0 | 0 | 0 | 0.3013 |
| 10 | ALFONS HOLLENSTEIN | 57707 | 0.2782 | 0 | 0.00 | 0.00 | 0 | 0 | 0 | 0 | 0.2782 |
| 11 | DANIEL SPAELTI | 46871 | 0.2259 | 0 | 0.00 | 0.00 | 0 | 0 | 0 | 0 | 0.2259 |
| 12 | VIVEK KUMAR | 18250 | 0.0880 | 0 | 0.00 | 0.00 | 0 | 0 | 0 | 0 | 0.0880 |
| 13 | HO BOON ENG | 16090 | 0.0776 | 0 | 0.00 | 0.00 | 0 | 0 | 0 | 0 | 0.0776 |
| 14 | NITIN MANDHANA | 9829 | 0.0474 | 0 | 0.00 | 0.00 | 0 | 0 | 0 | 0 | 0.0474 |
| 15 | NARAYANDAS MANDHANA | 8000 | 0.0386 | 0 | 0.00 | 0.00 | 0 | 0 | 0 | 0 | 0.0386 |
| 16 | V BALAJI BHAT | 5000 | 0.0241 | 0 | 0.00 | 0.00 | 0 | 0 | 0 | 0 | 0.0241 |
| 17 | SAROJ NANDKISHORE RATHI | 625 | 0.0030 | 0 | 0.00 | 0.00 | 0 | 0 | 0 | 0 | 0.0030 |
| | TOTAL | 9897781 | 47.7123 | 4376947 | 44.2215 | 13.5263 | 0 | 0 | 0 | 0 | 47.7123 |



(I)(c)(i) Statement showing holding of securities (including shares, warrants, convertible securities) of persons belonging to the category "Public" and holding more than 1% of the total number of shares

| Sr. No. | Name of the shareholder | Number of shares held | Shares as a percentage of total number of shares [i.e., Grand Total (A)+(B)+(C) indicated in Statement at para (I)(a) above] | Details of warrants | | Details of convertible securities | | Total shares (including underlying shares assuming full conversion of warrants and convertible securities) as a % of diluted share capital |
|---------|---|-----------------------|--|-------------------------|---|---------------------------------------|--|--|
| | | | | Number of warrants held | As a % total number of warrants of the same class | Number of convertible securities held | % w.r.t total number of convertible securities of the same class | |
| 1 | RELIGARE FINVEST LTD | 1747189 | 8.4223 | 0 | 0 | 0 | 0 | 8.4223 |
| 2 | FOREVER MERCHANTS PVT. LTD. | 1378668 | 6.6459 | 0 | 0 | 0 | 0 | 6.6459 |
| 3 | FAMY CARE LIMITED | 900000 | 4.3385 | 0 | 0 | 0 | 0 | 4.3385 |
| 4 | ASHOKA STOCK BROKING LTD. - CLIENT MARGIN | 700000 | 3.3744 | 0 | 0 | 0 | 0 | 3.3744 |
| 5 | SAROJ PLANTATION PVT. LTD. | 626696 | 3.0210 | 0 | 0 | 0 | 0 | 3.0210 |
| 6 | TALMA CHEMICAL INDUSTRIES PVT LTD | 580251 | 2.7971 | 0 | 0 | 0 | 0 | 2.7971 |
| 7 | INDUS FILA ESOP TRUST | 456000 | 2.1982 | 0 | 0 | 0 | 0 | 2.1982 |
| 8 | RENDITION TRADING COMPANY PVT LTD | 379231 | 1.8281 | 0 | 0 | 0 | 0 | 1.8281 |
| 9 | SILVERSON TRADING CO. PVT. LTD. | 323765 | 1.5607 | 0 | 0 | 0 | 0 | 1.5607 |
| 10 | MAKARAND PLANTATION PVT. LTD. | 218161 | 1.0516 | 0 | 0 | 0 | 0 | 1.0516 |
| 11 | GLOBE FINCAP LIMITED | 216990 | 1.0460 | 0 | 0 | 0 | 0 | 1.0460 |
| | TOTAL | 7526951 | 36.2837 | 0.00 | 0.00 | 0.00 | 0.00 | 36.2837 |


(I)(c)(ii) Statement showing holding of securities (including shares, warrants, convertible securities) of persons (together with PAC) belonging to the category "Public" and holding more than 5% of the total number of shares of the company

| Sr. No. | Name(s) of the shareholder(s) and the Persons Acting in Concert (PAC) with them | Number of shares | Shares as a percentage of total number of shares [i.e., Grand Total (A)+(B)+(C) indicated in Statement at para (I)(a) above] | Details of warrants | | Details of convertible securities | | Total shares (including underlying shares assuming full conversion of warrants and convertible securities) |
|---------|---|------------------|--|-------------------------|---|---------------------------------------|--|--|
| | | | | Number of warrants held | As a % total number of warrants of the same class | Number of convertible securities held | % w.r.t total number of convertible securities of the same class | |
| 1 | RELIGARE FINVEST LTD | 1747189 | 8.42 | 0.00 | 0.00 | 0.00 | 0.00 | 8.42 |
| 2 | FOREVER MERCHANTS PVT. LTD. | 1378668 | 6.65 | 0.00 | 0.00 | 0.00 | 0.00 | 6.65 |
| | TOTAL | 3125857 | 15.07 | 0.00 | 0.00 | 0.00 | 0.00 | 15.07 |




(I)(d) Statement showing details of locked-in shares

| Sr. No. | Name of the shareholder | Number of Locked in Shares | Locked-in shares as a percentage of total number of shares {i.e., Grand Total (A)+(B)+(C) indicated in Statement at para (I)(a) above} | Promoter/Promoter Group/Public |
|---------|-------------------------------|----------------------------|--|--------------------------------|
| 1 | KAVITA MANDHANA | 108 | 0.00 | 0 |
| 2 | KAVITA SHASHIKANT MANDHANA | 10,000 | 0.05 | |
| 3 | NITIN MANDHANA | 9,829 | 0.047 | |
| 4 | PRAKASH GOVINDLAL MANDHANA | 1,563 | 0.008 | |
| 5 | SHASHIKANT GOVINDLAL MANDHANA | 1,562 | 0.008 | |
| | TOTAL | 23,062 | 0.1112 | 0.0000 |



(II)(a) Statement showing details of Depository Receipts (DRs)

| Sr. No. | Type of outstanding DR (ADRs, GDRs, SDRs, etc.) | Number of outstanding DRs | Number of shares underlying outstanding DRs | Shares underlying outstanding DRs as a percentage of total number of shares [i.e., Grand Total (A)+(B)+(C) indicated in Statement at para (I)(a) above] |
|---------|---|---------------------------|---|---|
| 1 | NIL | NIL | NIL | NIL |
| | TOTAL | NIL | NIL | NIL |



Statement showing holding of Depository Receipts (DRs), where underlying shares held by "Promoter/Promoter Group" are in excess of 1% of the total number of shares

(II) (b)

| Sr. No. | Name of the DR Holder | Type of outstanding DR (ADRs, GDRs, SDRs, etc.) | Number of shares underlying outstanding DRs | Shares underlying outstanding DRs as a percentage of total number of shares [i.e., Grand Total (A)+(B)+(C) indicated in Statement at para (I)(a) above] |
|---------|-----------------------|---|---|---|
| 1 | NIL | NIL | NIL | NIL |
| | TOTAL | NIL | NIL | NIL |

