


Category Code	Category of shareholder	Number of shareholders	Total number of shares	Number of shares held in dematerialised form	Total shareholding as a percentage of total number of shares		Shares pledged or otherwise encumbered		
					As a percentage of (A+B)	As a percentage of (A+B+C)	Number of shares	As a percentage (IX) =	
					(VI)	(VII)	(VIII)	(VIII)/(IV)*100	
(I)	(II)	(III)	(IV)	(V)	(VI)	(VII)	(VIII)	(IX)	
(A)	Promoter and Promoter Group								
1	Indian								
(a)	Individuals/Hindu Undivided Family	11	1457707	1457707	7.0269	7.0269	0	0.0000	
(b)	Central Government/State Government(s)	0	0	0	0.0000	0.0000	0	0.0000	
(c)	Bodies Corporate	2	8230267	8230267	39.6740	39.6740	4376947	53.1811	
(d)	Financial Institutions / Banks	0	0	0	0.0000	0.0000	0	0.0000	
(e)	Any Other (specify)	0	0	0	0.0000	0.0000	0	0.0000	
	Sub Total (A)(1)	13	9687974	9687974	46.7009	46.7009	4376947	45.1792	
2	Foreign								
(a)	Individuals (Non-Resident Individuals/Foreign Individuals)	4	192807	0	0.9294	0.9294	0	0.0000	
(b)	Bodies Corporate	0	0	0	0.0000	0.0000	0	0.0000	
(c)	Institutions	0	0	0	0.0000	0.0000	0	0.0000	
(d)	Qualified Foreign Investors	0	0	0	0.0000	0.0000	0	0.0000	
(e)	Any Other (specify)	0	0	0	0.0000	0.0000	0	0.0000	
	Sub Total (A)(2)	4	192807	0	0.9294	0.9294	0	0.0000	
	Total Shareholding of Promoter and Promoter Group (A)=(A)(1)+(A)(2)	17	9880781	9687974	47.6303	47.6303	4376947	44.2976	
(B)	Public shareholding								
1	Institutions								
(a)	Mutual Funds/UTI	0	0	0	0.0000	0.0000	-	-	
(b)	Financial Institutions / Banks	1	100	100	0.0005	0.0005	-	-	
(c)	Central Government/State Government(s)	0	0	0	0.0000	0.0000	-	-	
(d)	Venture Capital Funds	0	0	0	0.0000	0.0000	-	-	
(e)	Insurance Companies	0	0	0	0.0000	0.0000	-	-	
(f)	Foreign Institutional Investors	2	170138	170138	0.8202	0.8202	-	-	
(g)	Foreign Venture Capital Investors	0	0	0	0.0000	0.0000	-	-	
(h)	Qualified Foreign Investors	0	0	0	0.0000	0.0000	-	-	
(i)	Any Other (specify)	0	0	0	0.0000	0.0000	-	-	
	Sub Total (B) (1)	3	170238	170238	0.8206	0.8206			
2	Non-institutions								
(a)	Bodies Corporate	142	6770629	6770629	32.6378	32.6378	-	-	
(b) (i)	Individuals - shareholders holding nominal share capital up to Rs 1 Lakh	3667	1536641	1492813	7.4074	7.4074	-	-	
(b) (ii)	Individual shareholders holding nominal share capital in excess of Rs. 1 Lakh	40	1617290	1617290	7.7962	7.7962	-	-	
(c)	Qualified Foreign Investors	0	0	0	0.0000	0.0000	-	-	
(d)	Any Other								
i	Non Resident Indians (Repat)	35	37808	37808	0.1823	0.1823	-	-	
ii	Non Resident Indians (Non Repat)	9	2659	2509	0.0128	0.0128	-	-	
iii	Foreign Companies	0	0	0	0.0000	0.0000	-	-	
iv	Clearing Member	32	272671	272671	1.3144	1.3144	-	-	
v	Directors / Relatives	0	0	0	0.0000	0.0000	-	-	
vi	Trusts	1	456000	456000	2.1982	2.1982	-	-	
	Sub Total (B)(2)	3926	10693698	10649720	51.5490	51.5490			
	Total Public Shareholding Public Group (B)=(B)(1)+(B)(2)	3929	10863936	10819958	52.3697	52.3697	NA	NA	
	Total (A)+(B)	3946	20744717	20507932	100.0000	100.0000			
(C)	Shares held by custodians and against which Depository Receipts have been issued								
i	Promoter and Promoter group	0	0	0	0.0000	0.0000	0	0.0000	
ii	Public	0	0	0	0.0000	0.0000	0	0.0000	
	Sub Total (C)	0	0	0	0	0	0	0	
	GRAND TOTAL (A)+(B)+©	3946	20744717	20507932	100.0000	100.0000	0.0000	0.0000	



(I) (a) Statement showing Shareholding Pattern

Name of the Company: Indus Fila Limited			
Scrip Code, Name of the scrip, class of security:		BSE-	, NSE- ; ; Equity
Quarter ended: 31st December, 2013			
Partly paid-up shares:-	No. of partly paid up shares	As a % of total no. of partly paid up shares	As a % of total no. of shares of the company
Held by Promoter / Promoter Group	0	0.0000	0.0000
Held by public	0	0.0000	0.0000
Total	0	0.0000	0.0000
Outstanding convertible securities:-	No. of outstanding securities	As a % of total No. of outstanding convertible securities	As a % of total no. of shares of the company, assuming full conversion of the convertible securities
Held by Promoter / Promoter Group	0	0.0000	0.0000
Held by public	0	0.0000	0.0000
Total	0	0.0000	0.0000
Warrants:-	No. of warrants	As a % of total no. of warrants	As a % of total no. of shares of the company, assuming full conversion of warrants
Held by Promoter / Promoter Group	0	0.0000	0.0000
Held by public	0	0.0000	0.0000
Total	0	0.0000	0.0000
Total paid-up capital of the company assuming full conversion of warrants and convertible securities		20744717	




Statement showing holding of securities (including shares, warrants, convertible securities) of persons belonging to the category "Promoter and Promoter Group"											
Sr. No.	Name of the shareholder	Details of Shares held		Encumbered shares			Details of warrants		Details of convertible securities		Total shares (including underlying shares assuming full conversion of warrants and convertible securities) as a % of diluted share capital
		Number of shares held	As a % of grand total (A)+(B)+(C)	No.	As a percentage	As a % of grand total (A)+(B)+(C) of sub-clause (I)(a)	Number of warrants held	As a % total number of warrants of the same class	Number of convertible securities held	As a % total number of convertible securities of the same class	
(I)	(II)	(III)	(IV)	(V)	(VI)=(V)/(III)*100	(VII)	(VIII)	(IX)	(X)	(XI)	(XII)
1	KAMAL KISHOR FINVEST PRIVATE LIMITED	6013657	28.9889	2806000	46.6605	13.5263	0	0	0	0	28.9889
2	ANDREW FINVEST PVT LTD	2216610	10.6852	1570947	0.00	0.00	0	0	0	0	10.6852
3	RALPH KLINGLER	72139	0.3477	0	0.00	0.00	0	0	0	0	0.3477
4	BIRENDRA KUMAR AGARWAL	62500	0.3013	0	0.00	0.00	0	0	0	0	0.3013
5	ALFONS HOLLENSTEIN	57707	0.2782	0	0.00	0.00	0	0	0	0	0.2782
6	DANIEL SPAELTI	46871	0.2259	0	0.00	0.00	0	0	0	0	0.2259
7	VIVEK KUMAR	1250	0.0060	0	0.00	0.00	0	0	0	0	0.0060
8	HO BOON ENG	16090	0.0776	0	0.00	0.00	0	0	0	0	0.0776
9	NITIN MANDHANA	9829	0.0474	0	0.00	0.00	0	0	0	0	0.0474
10	V BALAJI BHAT	5000	0.0241	0	0.00	0.00	0	0	0	0	0.0241
11	PRAKASH GOVIND LAL MANDHANA	67263	0.3242	0	0.00	0.00	0	0	0	0	0.3242
12	SHASHIKANT GOVINDLAL MANDHANA	462462	2.2293	0	0.00	0.00	0	0	0	0	2.2293
13	SAROJ NANDKISHORE RATHI	625	0.0030	0	0.00	0.00	0	0	0	0	0.0030
14	KAVITA MANDHANA	687448	3.3138	0	0.00	0.00	0	0	0	0	3.3138
15	NARAYANDAS MANDHANA	8000	0.0386	0	0.00	0.00	0	0	0	0	0.0386
16	SAVITA MANDHANA	63330	0.3053	0	0.00	0.00	0	0	0	0	0.3053
17	SNEHA MANDHANA	90000	0.4338	0	0.00	0.00	0	0	0	0	0.4338
	TOTAL	9880781	47.6303	4376947	46.6605	13.5263	0	0	0	0	47.6303



(I)(c) Statement showing holding of securities (including shares, warrants, convertible securities) of persons (together with PAC)
 ii) belonging to the category "Public" and holding more than 5% of the total number of shares of the company

Sr. No.	Name(s) of the shareholder(s) and the Persons Acting in Concert (PAC) with them	Number of shares	Shares as a percentage of total number of shares [i.e., Grand Total (A)+(B)+(C) indicated in Statement at para (I)(a) above]	Details of warrants		Details of convertible securities		Total shares (including underlying shares assuming full conversion of warrants and convertible securities) as a % of diluted share capital
				Number of warrants	As a % total number of warrants of the same class	Number of convertible securities held	% w.r.t total number of convertible securities of the same class	
1	RELIGARE FINVEST LTD	1748089	8.4267	0.00	0.00	0.00	0.00	8.4267
	TOTAL	1748089	8.4267	0.00	0.00	0.00	0.00	8.4267



(I)(c) Statement showing holding of securities (including shares, warrants, convertible securities) of persons belonging to the category "Public" and holding more than 1% of


Sr. No.	Name of the shareholder	Number of shares held	Shares as a percentage of total number of shares {i.e., Grand Total (A)+(B)+(C) indicated	Details of warrants		Details of convertible securities		shares (including underlying shares assuming full conversion of warrants and convertible
				Number of warrants held	As a % total number of warrants of the same class	Number of convertible securities held	% w.r.t total number of convertible securities of the same class	
1	RELIGARE FINVEST LTD	1748089	8.4267	0	0	0	0	8.4267
2	WITHAL COMMERCIAL PRIVATE LIMITED	796935	3.8416	0	0	0	0	3.8416
3	FOREVER MERCHANTS PVT. LTD.	781668	3.7680	0	0	0	0	3.7680
4	TALMA CHEMICAL INDUSTRIES PVT LTD	580251	2.7971	0	0	0	0	2.7971
5	YADUKA FINANCIAL SERVICES LIMITED	497800	2.3996	0	0	0	0	2.3996
6	INDUS FILA ESOP TRUST	456000	2.1982	0	0	0	0	2.1982
7	RENDITION TRADING COMPANY PVT LTD	379231	1.8281	0	0	0	0	1.8281
8	SILVERSON TRADING CO. PVT. LTD.	323765	1.5607	0	0	0	0	1.5607
9	SHIVSHAKTHI FINANCIAL SERVICES PRIVATE LIMITED	287734	1.3870	0	0	0	0	1.3870
10	MAKARAND PLANTATION PVT. LTD.	218161	1.0516	0	0	0	0	1.0516
TOTAL		6069634	29.2587	0.00	0.00	0.00	0.00	29.2587



(I)(d)				
Statement showing details of locked-in shares				
Sr. No.	Name of the shareholder	Number of Locked in Shares	Locked-in shares as a percentage of total number of shares [i.e., Grand Total (A)+(B)+(C) indicated in Statement at para (I)(a) above]	Promoter/Promoter Group/Public
1	KAVITA MANDHANA	108	0.001	0
2	KAVITA SHASHIKANT MANDHANA	10,000	0.05	
3	NITIN MANDHANA	9,829	0.05	
4	PRAKASH GOVINDLAL MANDHANA	1,563	0.01	
5	SHASHIKANT GOVINDLAL MANDHANA	1,562	0.01	
TOTAL		23,062	0.1116	0.0000



(II)(a) Statement showing details of Depository Receipts (DRs)				
Sr. No.	Type of outstanding DR (ADRs, GDRs, SDRs, etc.)	Number of outstanding DRs	Number of shares underlying outstanding DRs	Shares underlying outstanding DRs as a percentage of total number of shares (i.e., Grand Total (A)+(B)+(C) indicated in Statement at para (I)(a) above)
1	NIL	NIL	NIL	NIL
TOTAL		NIL	NIL	NIL



Statement showing holding of Depository Receipts (DRs), where underlying shares held by (II) (b) "Promoter/ Promoter Group" are in excess of 1% of the total number of shares				
Sr. No.	Name of the DR Holder	Type of outstanding DR (ADRs, GDRs, SDRs, etc.)	Number of shares underlying outstanding DRs	Shares underlying outstanding DRs as a percentage of total number of shares [i.e., Grand Total (A)+(B)+(C) indicated in Statement at para (I)(a) above]
1	NIL	NIL	NIL	NIL
	TOTAL	NIL	NIL	NIL

