

(13)(a) STATEMENT SHOWING SHAREHOLDING PATTERN IN CLAUSE-35

NAME OF THE COMPANY: INDRAPRASTHA GAS LIMITED

SCRIP CODE: 532514

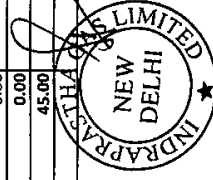
NAME OF THE SCRIP: INDRAPRASTHA GAS LIMITED

CLASS OF SECURITY: EQUITY

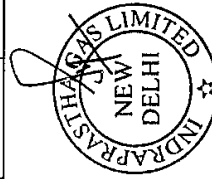
QUARTER ENDED: 31/03/2015

	No. of partly paid-up shares	As a % of total no. of partly paid-up shares	As a % of total no. of shares of the Company.
Partly paid-up shares			
Held by promoter/promoter group	0	0	0
Held by Public	0	0	0
Total:	0	0	0
Outstanding convertible securities:			
No. of outstanding securities		As a % of total no. of outstanding convertible securities.	As a % of total no. of shares of the Company assuming full conversion of the convertible securities
Held by promoter/promoter group	0	0	0
Held by Public	0	0	0
Total:	0	0	0
Warrants:			
No. of warrants		As a % of total no. of warrants	As a % of total no. of shares of the Company, assuming full conversion of warrants
Held by promoter/promoter group	0	0	0
Held by Public	0	0	0
Total:	0	0	0
Total paid-up capital of the Company, assuming full conversion of warrants and convertible securities	140000160	0	100.00

CATEGO RY CODE	CATEGORY OF SHAREHOLDER	NO OF SHAREHOLDERS	TOTAL NUMBER OF SHARES	NO OF SHARES HELD IN DEMAT/RIAL ZID FORM	TOTAL SHAREHOLDING AS A % OF TOTAL NO OF SHARES		SHARES PLEDGE OR OTHERWISE ENCUMBERED	
					AS a PERCENTAGE of (A+B)	AS a PERCENTAGE of (A+B+C)		
(i)	(ii)	(iii)	(iv)	(v)	(vi)	(vii)	(viii)	(ix)=[(viii)/(iv)]*100
(A)	PROMOTER AND PROMOTER GROUP							
(1)	INDIAN							
(a)	Individual /HUF	0	0	0	0.00	0.00	0	0.00
(b)	Central Government/State Government(s)	0	0	0	0.00	0.00	0	0.00
(c)	Bodies Corporate	2	63000080	63000080	45.00	45.00	0	0.00
(d)	Financial Institutions / Banks	0	0	0	0.00	0.00	0	0.00
(e)	Others	0	0	0	0.00	0.00	0	0.00
	Sub-Total A(1) :	2	63000080	63000080	45.00	45.00	0	0.00
(2)	FOREIGN							
(a)	Individuals (NRIs)/Foreign Individuals	0	0	0	0.00	0.00	0	0.00
(b)	Bodies Corporate	0	0	0	0.00	0.00	0	0.00
(c)	Institutions	0	0	0	0.00	0.00	0	0.00
(d)	Qualified Foreign Investor	0	0	0	0.00	0.00	0	0.00
(e)	Others	0	0	0	0.00	0.00	0	0.00
	Sub-Total A(2) :	0	0	0	0.00	0.00	0	0.00
	Total A=A(1)+A(2)	2	63000080	63000080	45.00	45.00	0	0.00




(B)	PUBLIC SHAREHOLDING									
(1)	INSTITUTIONS									
(a)	Mutual Funds /UTI	53	9884358	9884358			7.06	7.06		
(b)	Financial Institutions /Banks	5	782196	782196			0.56	0.56		
(c)	Central Government / State Government(s)	1	7000000	0			5.00	5.00		
(d)	Venture Capital Funds	0	0	0			0.00	0.00		
(e)	Insurance Companies	4	12938744	12938744			9.24	9.24		
(f)	Foreign Institutional Investors	111	25595100	25595100			18.28	18.28		
(g)	Foreign Venture Capital Investors	0	0	0			0.00	0.00		
(h)	Qualified Foreign Investor	0	0	0			0.00	0.00		
(i)	Others	0	0	0			0.00	0.00		
	Sub-Total B(1) :	174	56200398	49200398			40.14	40.14		
(2)	NON-INSTITUTIONS									
(a)	Bodies Corporate	759	11770518	11770518			8.41	8.41		
(b)	Individuals									
	(i) Individuals holding nominal share capital upto Rs.1 lakh	54118	6823624	6811259			4.87	4.87		
	(ii) Individuals holding nominal share capital in excess of Rs.1 lakh	35	1712903	1712903			1.22	1.22		
(c)	Others									
	NON RESIDENT INDIANS	715	277388	277388			0.20	0.20		
	CLEARING MEMBERS	66	88062	88062			0.06	0.06		
	TRUSTS	8	127187	127187			0.09	0.09		
(d)	Qualified Foreign Investor	0	0	0			0.00	0.00		
	Sub-Total B(2) :	55701	20799682	20787317			14.86	14.86		
	Total B=B(1)+B(2) :	55875	77000080	69987715			55.00	55.00		
	Total (A+B) :	55877	140000160	132987795			100.00	100.00		
(C)	Shares held by custodians, against which Depository Receipts have been issued									
(1)	Promoter and Promoter Group	0	0	0			0.00	0.00		
(2)	Public									
	GRAND TOTAL (A+B+C) :	55877	140000160	132987795			100.00	100.00	0	0.00



(I)(b) S.No	Name of the Shareholder	Details of Shares held			Encumbered shares (*)			Details of Warrants			Details of convertible securities		Total Shares (including underlying shares assuming full conversion of warrants and convertible securities) as a % of diluted share capital (XII)
		No. of Shares held	As a % of grand total (A)+(B)+(C)	Pledge Shares	AS a percentage (VI)=(V)/(III)*100	AS a % of grand total (B) + (C) of sub-clause (I)(a)	Number of warrants held	As a % total number of warrants of the same class	Number of convertible securities held	As a % total number of convertible securities of the same class	As a % total number of convertible securities of the same class		
(i)	(ii)	(iii)	(iv)	(v)	(vi)=(v)/(iii)*100	(vii)	(viii)	(ix)	(x)	(xi)	(xii)		
1	BHARAT PETROLEUM CORPORATION LTD	31500080	22.50	0	0.00	0.00	0	0.00	0	0.00	0	22.50	
2	GAIL (INDIA) LTD	31500000	22.50	0	0.00	0.00	0	0.00	0	0.00	0	22.50	
	TOTAL :	63000080	45.00	0	0.00	0.00	0	0.00	0	0.00	0	45.00	

(I)(c)(i) Sr.No.	Name of the shareholder	Number of shares held	Shares as a percentage of total number of shares (i.e., Grand total (A)+(B)+(C) indicated in Statement at para I)(a) above)	Details of warrants			Details of convertible securities			Total shares (including underlying shares assuming full conversion of warrants and convertible securities) as a % of diluted share capital)
				Number of warrants held	As a % total number of warrants of the same class	Number of convertible securities held	% w.r.t total number of convertible securities of the same class	Number of convertible securities of the same class		
1	LIFE INSURANCE CORPORATION OF INDIA	11165980	7.98	0	0.00	0	0.00	0	0.00	7.98
2	GOVT OF NCT OF DELHI	7000000	5.00	0	0.00	0	0.00	0	0.00	5.00
3	HDFC STANDARD LIFE INSURANCE COMPANY LIMITED	4824698	3.45	0	0.00	0	0.00	0	0.00	3.45
4	ALLARD GROWTH FUND	3868286	2.76	0	0.00	0	0.00	0	0.00	2.76
5	PINEBRIDGE INVESTMENTS ASIA LIMITED A/C PINEBRIDGE INVESTMENTS GF MAURITIUS LTD.	3194297	2.28	0	0.00	0	0.00	0	0.00	2.28
6	OPPENHEIMER INTERNATIONAL SMALL COMPANY FUND	1869377	1.34	0	0.00	0	0.00	0	0.00	1.34
7	SUNDARAM MUTUAL FUND A/C SUNDARAM SELECT MIDCAP	1828036	1.31	0	0.00	0	0.00	0	0.00	1.31
8	ALLARD GROWTH FUND 2	1488346	1.06	0	0.00	0	0.00	0	0.00	1.06
	TOTAL :	35239020	25.17	0	0.00	0	0.00	0	0.00	25.17

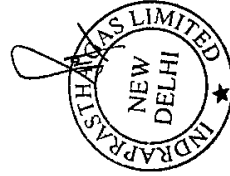


Sr.No.	Name(s) of the shareholder(s) and the Persons Acting in Concert (PAC) with them	Number of shares held	Shares as a percentage of total number of shares (i.e., Grant total (A)+(B)+(C) indicated in Statement at para (I)(a) above)	Details of warrants		Details of convertible securities		Total shares (including underlying shares assuming full conversion of warrants and convertible securities) as a % of diluted share capital)
				Number of warrants held	As a % total number of warrants of the same class	Number of convertible securities held	% w.r.t total number of convertible securities of the same class	
1	LIFE INSURANCE CORPORATION OF INDIA	11165980	7.98	0	0.00	0	0.00	7.98
TOTAL :		11165980	7.98	0.00	0.00	0	0.00	7.98

(I)(d) STATEMENT SHOWING DETAILS OF LOCKED-IN SHARES				
Sr.No.	Name of the shareholder	Number of locked-in shares	Locked-in shares as a (%) percentage of total number of shares (i.e., Grand Total (A)+(B)+(C) indicated in Statement at para (I)(a) above)	Promoter/Promoter Group/Public
TOTAL :		0	0	

(I)(a) STATEMENT SHOWING DETAILS OF DEPOSITORY RECEIPTS (DRS)			
Sr.No.	Type of outstanding DR (ADRs,GDRs,SDRs,etc.)	Number of outstanding DRS	Number of shares underlying outstanding DRS as a percentage of total number of shares (i.e., Grand Total (A)+(B)+(C) indicated in Statement at Para(I)(a) above)
TOTAL :		0	0

(I)(b) Statement showing Holding of Depository Receipts (DRs), where underlying shares held by "Promoter/Promoter group" are in excess of 1% of the total number shares.				
Sr.No.	Name of the DR Holder	Type of outstanding DR (ADRs,GDRs,SDRs,etc.)	Number of shares underlying outstanding DRS	Shares underlying outstanding DRs as a percentage of total number of shares (i.e., Grand Total (A)+(B)+(C) indicated in Statement at para(I)(a) above)
TOTAL :		0	0	0



(iii)(a) STATEMENT SHOWING THE VOTING PATTERN OF SHAREHOLDERS, IF MORE THAN ONE CLASS OF SHARES/SECURITIES IS ISSUED BY THE ISSUER

CATEGORY CODE	CATEGORY OF SHAREHOLDERS	NUMBER OF VOTING RIGHTS HELD IN EACH CLASS OF SECURITIES			TOTAL VOTING RIGHTS (III+IV+V)	TOTAL VOTING RIGHTS LE(VI) AS A PERCENTAGE OF (A+B)	AS A PERCENTAGE OF (A+B+C)
		CLASS X (iii)	CLASS Y (iv)	CLASS Z (v)			
		(i)	(ii)	(iii)	(vi)	(vii)	(viii)
(A)	PROMOTER AND PROMOTER GROUP 2						
(1)	INDIAN						
(a)	Individuals /Hindu Undivided Family						
(b)	Central Government/State Government(s)						
(c)	Bodies Corporate						
(d)	Financial Institutions / Banks						
(e)	Any Other (Specify)						
	Sub-Total (A) (1) :						
(2)	FOREIGN						
(a)	Individuals (Non Resident Individuals/Foreign						
(b)	Bodies Corporate						
(c)	Institutions						
(d)	Any Other (Specify)						
	Sub-Total (A)(2) :						
	Total Share Holding of Promoter and Promoter Group (A)=(A)(1)+(A)(2)						
(B)	PUBLIC SHAREHOLDING 3						
(1)	INSTITUTIONS						
(a)	Mutual Funds /UTI						
(b)	Financial Institutions /Banks						
(c)	Central Government / State Government(s)						
(d)	Venture Capital Funds						
(e)	Insurance Companies						
(f)	Foreign Institutional Investors						
(g)	Foreign Venture Capital Investors						
(h)	Any Other (Specify)						
	Sub-Total (B)(1) :						
(2)	NON-INSTITUTIONS						
(a)	Bodies Corporate						
(b)	Individuals						
	(i) Individual shareholders holding nominal share capital up to Rs.1 lakh						
	(ii) Individual shareholders holding nominal share capital in excess of Rs.1 lakh						
(c)	Any Other (Specify)						
	Clearing Members						
	Non Resident Indians						
	Sub-Total (B)(2) :						
	Total Public Share Holding (B)=(B)(1)+(B)(2) :						
	Total (A)+(B) :						
(C)	Shares held by custodians, against which Depository Receipts have been issued						
	GRAND TOTAL (A)+(B)+(C) :						

NOT APPLICABLE

