

(1)(a) STATEMENT SHOWING SHAREHOLDING PATTERN IN CLAUSE-35

NAME OF THE COMPANY: INDRAPRASTHA GAS LIMITED

SCRIP CODE: 532514

QUARTER ENDED: 30/06/2014


Partly paid-up shares

CLASS OF SECURITY : EQUITY


NAME OF THE SCRIP : INDRAPRASTHA GAS LIMITED

No. of partly paid-up shares	As a % of total no. of partly paid-up shares	As a % of total no. of shares of the Company.
0	0	0
0	0	0
0	0	0
As a % of total no. of outstanding convertible securities.		
0	0	0
0	0	0
0	0	0
As a % of total no. of shares of the Company, assuming full conversion of warrants		
0	0	0
0	0	0
0	0	0
Total paid-up capital of the Company, assuming full conversion of warrants and convertible securities		
140000160	0	100.00

CATEGORY CODE	CATEGORY OF SHAREHOLDER	NO OF SHAREHOLDERS	TOTAL NUMBER OF SHARES	NO OF SHARES HELD IN DEMATERIALIZED FORM (V)	TOTAL SHAREHOLDING AS A % OF TOTAL NO OF SHARES		SHARES PLEDGE OR OTHERWISE ENCUMBERED AS A PERCENTAGE
					AS a PERCENTAGE of (A+B) (VI)	AS a PERCENTAGE of (A+B+C) (VII)	
(I)	(II)	(III)	(IV)	(V)	(VI)	(VII)	(VIII) (IX)=(VIII)/(IV)*100
(A)	PROMOTER AND PROMOTER GROUP						
(1)	INDIAN						
(a)	Individual /HUF	0	0	0	0.00	0.00	0.00
(b)	Central Government/State Government(s)	0	0	0	0.00	0.00	0.00
(c)	Bodies Corporate	2	63000080	63000080	45.00	45.00	0.00
(d)	Financial Institutions / Banks	0	0	0	0.00	0.00	0.00
(e)	Others	0	0	0	0.00	0.00	0.00
	Sub-Total A(1) :	2	63000080	63000080	45.00	45.00	0.00
(2)	FOREIGN						
(a)	Individuals (NRIs/Foreign Individuals)	0	0	0	0.00	0.00	0.00
(b)	Bodies Corporate	0	0	0	0.00	0.00	0.00
(c)	Institutions	0	0	0	0.00	0.00	0.00
(d)	Qualified Foreign Investor	0	0	0	0.00	0.00	0.00
(e)	Others	0	0	0	0.00	0.00	0.00
	Sub-Total A(2) :	0	0	0	0.00	0.00	0.00
	Total A=A(1)+A(2)	2	63000080	63000080	45.00	45.00	0.00




<b>(B) PUBLIC SHAREHOLDING</b>							
(1)	INSTITUTIONS						
(a)	Mutual Funds /UTI	62	9434790	9434790	6.74	6.74	
(b)	Financial Institutions /Banks	5	927634	927634	0.66	0.66	
(c)	Central Government / State Government(s)	1	7000000	0	5.00	5.00	
(d)	Venture Capital Funds	0	0	0	0.00	0.00	
(e)	Insurance Companies	4	13056567	13056567	9.33	9.33	
(f)	Foreign Institutional Investors	86	20882443	20882443	14.92	14.92	
(g)	Foreign Venture Capital Investors	0	0	0	0.00	0.00	
(h)	Qualified Foreign Investor	0	0	0	0.00	0.00	
(i)	Others	0	0	0	0.00	0.00	
	<b>Sub-Total B(1) :</b>	<b>158</b>	<b>51301434</b>	<b>44301434</b>	<b>36.64</b>	<b>36.64</b>	
(2)	NON-INSTITUTIONS						
(a)	Bodies Corporate	824	15681291	15681291	11.20	11.20	
(b)	Individuals						
	(i) Individuals holding nominal share capital upto Rs.1 lakh	57974	7343575	7331264	5.25	5.25	
	(ii) Individuals holding nominal share capital in excess of Rs.1 lakh	39	2014891	2014891	1.44	1.44	
(c)	Others						
	NON RESIDENT INDIANS	738	370026	370026	0.26	0.26	
	CLEARING MEMBERS	211	153476	153476	0.11	0.11	
	TRUSTS	9	135387	135387	0.10	0.10	
(d)	Qualified Foreign Investor	0	0	0	0.00	0.00	
	<b>Sub-Total B(2) :</b>	<b>59795</b>	<b>25698646</b>	<b>25686335</b>	<b>18.36</b>	<b>18.36</b>	
	<b>Total B-B(1)+B(2) :</b>	<b>59953</b>	<b>77000080</b>	<b>69987769</b>	<b>55.00</b>	<b>55.00</b>	
	<b>Total (A+B) :</b>	<b>59955</b>	<b>140000160</b>	<b>132987849</b>	<b>100.00</b>	<b>100.00</b>	
Shares held by custodians, against which Depository Receipts have been issued							
(1)	Promoter and Promoter Group	0	0	0	0.00	0.00	
(2)	Public						
	<b>GRAND TOTAL (A+B+C) :</b>	<b>59955</b>	<b>140000160</b>	<b>132987849</b>	<b>100.00</b>	<b>100.00</b>	<b>0.00</b>



(I)(b) S.No	Statement showing holding of securities (including shares, warrants, convertible securities) of persons belonging to the category "Promoter and Promoter Group"				Encumbered shares (*)			Details of Warrants			Details of convertible securities		Total Shares (including underlying shares assuming full conversion of warrants and convertible securities) as a % of diluted share capital (XII)
	Name of the Shareholder				Details of Shares held			Details of Warrants			Details of convertible securities		
	(i)	(ii)	(iii)	(iv)	(v)	(vi)=(v)/(iii)*100	(vii) AS a % of grand total (A) + (B) + (C) of sub-clause (i)(a)	(viii) Number of warrants held	(ix) As a % total number of warrants of the same class	(x) Number of convertible securities held	(xi) As a % total number of convertible securities of the same class		
1	BHARAT PETROLEUM CORPORATION LTD		31500080	22.50	0	0.00	0.00	0	0.00	0	0.00	22.50	
2	GAIL (INDIA) LTD		31500000	22.50	0	0.00	0.00	0	0.00	0	0.00	22.50	
	<b>TOTAL :</b>		<b>63000080</b>	<b>45.00</b>	<b>0</b>	<b>0.00</b>	<b>0.00</b>	<b>0</b>	<b>0.00</b>	<b>0</b>	<b>0.00</b>	<b>45.00</b>	

Sr.No.	Statement showing holding of securities (including shares, warrants, convertible securities) of persons belonging to the category "Public" and holding more than 1% of the total number of shares				Details of convertible securities			Details of convertible securities		Total shares (including underlying shares assuming full conversion of warrants and convertible securities) as a % of diluted share capital
	Name of the shareholder				Details of warrants			Details of convertible securities		
	(i)	(ii)	(iii)	(iv)	(v)	(vi)	(vii)	(viii)	(ix)	
			Number of shares held	Shares as a percentage of total number of shares (i.e., Grant total (A)+(B)+(C) indicated in Statement at para (i)(a) above)	Number of warrants held	As a % total number of warrants of the same class	Number of convertible securities held	% w.r.t total number of convertible securities of the same class		
1	LIFE INSURANCE CORPORATION OF INDIA		11009486	7.86	0	0.00	0	0.00	0.00	7.86
2	GOVT OF NCT OF DELHI		70000000	5.00	0	0.00	0	0.00	0.00	5.00
3	HOFC STANDARD LIFE INSURANCE COMPANY LTD.		6546006	4.68	0	0.00	0	0.00	0.00	4.68
4	ALLARD GROWTH FUND		4434186	3.17	0	0.00	0	0.00	0.00	3.17
5	PINEBRIDGE INVESTMENTS ASIA LIMITED A/C		2381607	1.70	0	0.00	0	0.00	0.00	1.70
6	PINEBRIDGE INVESTMENTS GF MAURITIUS LTD.		1869377	1.34	0	0.00	0	0.00	0.00	1.34
7	OPPENHEIMER INTERNATIONAL SMALL COMPANY FUND		1860046	1.33	0	0.00	0	0.00	0.00	1.33
8	JAVVA LIFE INSURANCE COMPANY INDIA LIMITED		1800000	1.29	0	0.00	0	0.00	0.00	1.29
	SUNDARAM MUTUAL FUND A/C SUNDARAM SELECT MIDCAP		1618723	1.16	0	0.00	0	0.00	0.00	1.16
9	ALLARD GROWTH FUND 2		1472694	1.02	0	0.00	0	0.00	0.00	1.02
10	BIRLA SUN LIFE INSURANCE COMPANY LIMITED		<b>39947125</b>	<b>28.53</b>	<b>0</b>	<b>0.00</b>	<b>0</b>	<b>0.00</b>	<b>0.00</b>	<b>28.53</b>
	<b>TOTAL :</b>									





(I)(c)(ii) Sr.No.	Statement showing holding of securities (including shares, warrants, convertible securities) of persons (together with PAC) belonging to the category "Public" and holding more than 5% of the total number of shares of underlying shares assuming full conversion of warrants and convertible securities) as a % of diluted share capital	Name(s) of the shareholder(s) and the Persons Acting in Concert (PAC) with them	Number of shares held		Details of warrants		Details of convertible securities		Total shares (including underlying shares assuming full conversion of warrants and convertible securities) as a % of diluted share capital
			Number of shares held	Percentage of total number of shares (i.e., Grant total (A)+(B)+(C) indicated in Statement at para (I)(a) above)	Number of warrants held	As a % total number of warrants of the same class	Number of convertible securities held	% w.r.t total number of convertible securities of the same class	
1		LIFE INSURANCE CORPORATION OF INDIA	11009486	7.86	0	0.00	0	0.00	7.86
		TOTAL :	11009486	7.86	0	0.00	0	0.00	7.86

STATEMENT SHOWING DETAILS OF LOCKED-IN SHARES"		
(I)(d) Sr.No.	Name of the shareholder	Promoter/Promoter Group/Public
	TOTAL :	0

STATEMENT SHOWING DETAILS OF DEPOSITORY RECEIPTS (DRS)		
(I)(e) Sr.No.	Type of outstanding DR (ADRs,GDRs,SDRs,etc.)	Shares underlying outstanding DRs as a percentage of total number of shares (i.e., Grand Total (A)+(B)+(C) indicated in Statement at Para(I)(a) above)
	TOTAL :	0

Statement showing Holding of Depository Receipts (DRs), where underlying shares held by "Promoter/Promoter group" are in excess of 1% of the total number shares.		
(I)(f) Sr.No.	Name of the DR Holder	Shares underlying outstanding DRs as a percentage of total number of shares (i.e., Grand Total (A)+(B)+(C) indicated in Statement at para(I)(a) above)
	TOTAL :	0

(iii)(a) STATEMENT SHOWING THE VOTING PATTERN OF SHAREHOLDERS, IF MORE THAN ONE CLASS OF SHARES/SECURITIES IS ISSUED BY THE ISSUER

CATEGORY CODE	CATEGORY OF SHAREHOLDERS	NUMBER OF VOTING RIGHTS HELD IN EACH CLASS OF SECURITIES			TOTAL VOTING RIGHTS (III+IV+V)	TOTAL VOTING RIGHTS I.E(VI)	
		CLASS X (III)	CLASS Y (IV)	CLASS Z (V)		AS A PERCENTAGE OF (A+B)	AS A PERCENTAGE OF (A+B+C)
(1)	(ii)				(VI)	(VII)	(VIII)
(A)	PROMOTER AND PROMOTER GROUP 2						
(1)	INDIAN						
(a)	Individuals /Hindu Undivided Family						
(b)	Central Government/State Government(s)						
(c)	Bodies Corporate						
(d)	Financial Institutions / Banks						
(e)	Any Other (Specify)						
	Sub-Total (A) (1) :						
(2)	FOREIGN						
(a)	Individuals (Non Resident Individuals/Foreign						
(b)	Bodies Corporate						
(c)	Institutions						
(d)	Any Other (Specify)						
	Sub-Total (A) (2) :						
	Total Share Holding of Promoter and Promoter Group (A)=(A)(1)+(A)(2)						
(B)	PUBLIC SHAREHOLDING 3						
(1)	INSTITUTIONS						
(a)	Mutual Funds /UTI						
(b)	Financial Institutions /Banks						
(c)	Central Government / State Government(s)						
(d)	Venture Capital Funds						
(e)	Insurance Companies						
(f)	Foreign Institutional Investors						
(g)	Foreign Venture Capital Investors						
(h)	Any Other (Specify)						
	Sub-Total (B) (1) :						
(2)	NON-INSTITUTIONS						
(a)	Bodies Corporate						
(b)	Individuals						
	(i) Individual shareholders holding nominal share capital up to Rs.1 lakh						
	(ii) Individual shareholders holding nominal share capital in excess of Rs.1 lakh						
(c)	Any Other (Specify)						
	Clearing Members						
	Non Resident Indians						
	Sub-Total (B) (2) :						
	Total Public Share Holding (B)=(B)(1)+(B)(2) :						
	Total (A)+(B) :						
(C)	Shares held by custodians, against which Depository Receipts have been issued						
	GRAND TOTAL (A)+(B)+(C) :						

NOT APPLICABLE

