




Indowind Energy Ltd

CIN NO: L40108TN1995PLC032311
Email Id: diraviam@indowind.com

(1) (a) Statement Showing Shareholding Pattern			
Name of the Company : INDOWIND ENERGY LIMITED			
Scrip code : 532894	Name of the Scrip : INDOWIND		Class of Security : Equity
Pre - Forfeiture	Shareholding Pattern As on : 30th September 2014		
Partly paid-up shares	No. Of partly paid-up shares	As a % of total no. of partly paid-up shares	As a % of total no. of shares of the company
Held by Promoter/Promoters group	0	0.00	0.00
Held by Public	0	0.00	0.00
Total	0	0.00	0.00
Outstanding convertible securities			
Held by Promoter/Promoters group	0	0.00	0.00
Held by Public	0	0.00	0.00
Total	0	0.00	0.00
Warrants			
Held by Promoter/Promoters group	0	0.00	0.00
Held by Public	0	0.00	0.00
Total	0	0.00	0.00
Total paid-up capital of the company assuming full conversion of warrants and convertible securities	0	89741486	

For INDOWIND ENERGY LIMITED


(S. DIRAVIAM)
Company Secretary






Indowind Energy Ltd

CIN NO: L40108TN1995PLC032311


Email Id: diraviam@indowind.com

Statement Showing Shareholding Pattern

Name of the Company :		INDOWIND ENERGY LIMITED						
Scrip Code :		532894	Quarter Ended :		30 th September 2014			
Category code	Category of Shareholder	Number of Share holders	Total number of shares	Number of shares held in dematerialized form	Total shareholding as a percentage of total number of shares		Shares pledged or otherwise encumbered	
					As a percentage of (A+B)	As a percentage of (A+B+C)	Number of Shares	As a Percentage (IX) = (VIII)/(IV)* 100
(I)	(II)	(III)	(IV)	(V)	(VI)	(VII)	(VIII)	(IX)
(A)	Promoter and Promoter Group							
1	Indian							
(a)	Individuals / Hindu Undivided Family	3	7797490	7797490	8.69	8.69	0	0.00
(b)	Central Government / State Government(s)	0	0	0	0.00	0.00	0	0.00
(c)	Bodies Corporate	5	27003726	22120572	30.09	30.09	4000000	14.81
(d)	Financial Institutions / Banks	0	0	0	0.00	0.00	0	0.00
(e)	Any Others(Specify)							
	Sub Total (A)(1)	8	34801216	29918062	38.78	38.78	4000000	11.49
2	Foreign							
a	Individuals (Non - Residents Individuals / Foreign Individuals)	1	756000	756000	0.84	0.84	0	0.00
b	Bodies Corporate	0	0	0	0.00	0.00	0	0.00
c	Institutions	0	0	0	0.00	0.00	0	0.00
d	Any Others(Specify)							
	Sub Total(A)(2)	0	0	0	0.00	0.00	0	0.00
	Total Shareholding of Promoter and Promoter Group (A)= (A)(1)+(A)(2)	9	35557216	30674062	39.62	39.62	4000000	11.25




(B)	Public shareholding							
1	Institutions							
(a)	Mutual Funds / UTI	0	0	0	0.00	0.00	0	0.00
(b)	Financial Institutions / Banks	1	225000	225000	0.25	0.25	0	0.00
(c)	Central Government / State Government(s)	0	0	0	0.00	0.00	0	0.00
(d)	Venture Capital Funds	0	0	0	0.00	0.00	0	0.00
(e)	Insurance Companies	0	0	0	0.00	0.00	0	0.00
(f)	Foreign Institutional Investors	0	0	0	0.00	0.00	0	0.00
(g)	Foreign Venture Capital Investors	0	0	0	0.00	0.00	0	0.00
(h)	Any Other (specify)						0	0.00
	Sub-Total (B)(1)	1	225000	225000	0.25	0.25	0	0.00
2	Non-institutions						0	0.00
(a)	Bodies Corporate	514	9165003	9165003	10.21	10.21	0	0.00
(b)	Individuals							
I	Individuals -i. Individual shareholders holding nominal share capital up to Rs 1 lakh	35644	25717196	25715922	28.66	28.66	0	0.00
II	ii. Individual shareholders holding nominal share capital in excess of Rs. 1 lakh.	611	17344026	17344026	19.33	19.33	0	0.00
(c)	Trusts	0	0	0	0.00	0.00	0	0.00
(d)	Any Other (specify)							
(d-i)	Clearing Member	63	212786	212786	0.24	0.24	0	0.00
(d-ii)	NRI (Repat)	308	1481199	1481199	1.65	1.65	0	0.00
(d-iii)	Directors / Relative & Friends	12	39060	6600	0.04	0.04	0	0.00
	Sub-Total (B)(2)	37152	53959270	53925536	60.13	60.13	0	0.00
(B)	Total Public Shareholding (B)= (B)(1)+(B)(2)	37153	54184270	54150536	60.38	60.38	0	0.00
	TOTAL (A)+(B)	37162	89741486	84824598	100.00	100.00	4000000	4.46
(C)	Shares held by Custodians and against which Depository Receipts have been issued							
(c-i)	Promoter and Promoter Group	0	0	0	0.00	0.00	0	0.00
(c-ii)	Public	0	0	0	0.00	0.00	0	0.00
	GRAND TOTAL (A)+(B)+(C)	37162	89741486	84824598	100.00	100.00	4000000	4.46



(I) (b) Statement showing holding of securities (including shares, warrants, convertible securities) of persons belonging to the category Promoter and Promoter Group as on 30th September 2014

Sr. No	Name of Shareholder	Total Shares held		Shares pledged or otherwise encumbered		Details of warrants		Details of convertible securities			
		Number	As a % of grand total (A)+(B)+(C)	Number	As a percentage (VI)=(V)/(III)* 100	As a % of grand total (A)+(B)+(C) of sub-clause (I)(a)	Number of warrants held	As a % total number of warrants of the same class	Number of convertible securities held	% w.r.t total number of convertible securities of the same class	Total shares (including underlying shares assuming full conversion of warrants and convertible securities) as a % diluted share capital (XII)
(I)	(II)	(III)	(IV)	(V)	(VI)	(VII)	(VIII)	(IX)	(X)	(XI)	(XII)
1	SUBUTHI FINANCE LTD	6421765	7.16	0	0.00	0.00	0	0.00	0	0.00	0
2	LOYAL CREDIT & INVESTMENTS LTD	8125348	9.05	4000000	49.23	4.46	0	0.00	0	0.00	0
3	BALA VENCKAT KUTTI	5437495	6.06	0	0.00	0.00	0	0.00	0	0.00	0
4.	K.S.RAVINDRANATH	1784995	1.99	0	0.00	0.00	0	0.00	0	0.00	0
5	KARUMUTHU FINANCE PVT. LTD	6067481	6.76	0	0.00	0.00	0	0.00	0	0.00	0
6	MANOHARAN V KUTTI	756000	0.84	0	0.00	0.00	0	0.00	0	0.00	0
7	K B PRATHADEVI	575000	0.64	0	0.00	0.00	0	0.00	0	0.00	0
8	INDUS CAPITAL PVT LTD	495000	0.55	0	0.00	0.00	0	0.00	0	0.00	0
9	SOURA CAPITAL PRIVATE LTD	5894132	6.57	0	0.00	0.00	0	0.00	0	0.00	0
	TOTAL	35557216	39.62	4000000	11.25	4.46	0	0	0.00	0	0

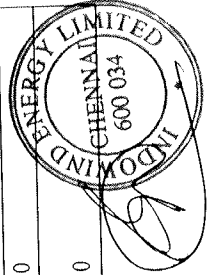


(I) (c) (i) Statement showing holding of securities (including shares, warrants, convertible securities) of persons belonging to the category "Public" and holding more than 1% of the total number of shares as on 30th September 2014

Sr. No	Name of the Shareholder	Number of Shares	Shares as a percentage of total number of shares {i.e., Grand Total (A)+(B)+(C) indicated in Statement at Para (I) (a) above}	Total shares (including underlying shares assuming full conversion of warrants and convertible securities) as a % of diluted share capital	% w.r.t. total number of convertible securities of the same class	Number of warrants held	As a % total number of warrants of the same class	Number of convertible securities held
1	COMMENDAM INVESTMENTS P.LTD	3631411	4.05	0	0.00	0	0.00	0
	TOTAL	3631411	4.05	0	0.00	0	0.00	0

(II) (c) (ii) Statement showing holding of securities (including shares, warrants, convertible securities) of persons (together with PAC) belonging to the category "Public" and holding more than 5% of the total number of shares of the Company

Statement Showing Share Holding Of securities (including shares, warrants, convertible securities) of persons (together with PAC) belonging to the category "Public" and holding more than 5% of the total number of shares of the company		AS ON :		30/9/2014	
SR.NO	Name of the shareholder	Number of shares	Shares as a percentage of total number of shares {i.e., Grand Total (A)+(B)+(C) indicated in Statement at Para (I)(a) above}	Details of warrants	Details of convertible securities
1	NIL	0	0.00	0	0
	TOTAL	0	0.00	0	0



(I) (d) Statement showing details of locked in shares as on 30.09.2014

Sr. No.	Name of the shareholder	Category of shareholders (Promoter / Public)	Number of locked-in shares	Locked-in-shares as a percentage of total number of shares {i.e. Grand Total (A)+(B)+(C) indicated in Statement at para (I) (a) above}
1	NIL	NIL	0	0.00
	TOTAL		0	0.00

(II) (a) Statement showing details of Depository Receipts(DRs)

Sr. No.	Type of outstanding DR (ADRs, GDRs, SDRs, etc.)	Number of outstanding DRs	Number of shares underlying outstanding DRs	Shares underlying outstanding DRs as a percentage of total number of shares {i.e., Grad Total (A)+(B)+(C) indicated in Statement at para (I)(a) above}
1	GDR	0	0	0.00
	TOTAL		0	0.00

(II)(b) Statement showing Holding of Depository Receipts (DRs), where underlying shares held by "Promoter / Promoter group" are in excess of 1% of the total number of shares

Sr. No.	Name of the DR Holder	Type of outstanding DR (ADRs, GDRs, SDRs, etc.)	Number of shares underlying outstanding DRs	Shares underlying outstanding DRs as a percentage of total number of shares {i.e., Grand Total (A)+(B)+(C) indicated in Statement at para (I) (a) above}
1	NIL	NIL	0	0.00
	TOTAL		0	0.00

