



# Indowind Energy Ltd

16<sup>th</sup> April 2014

**Bombay Stock Exchange Limited,**  
Registered Office: Floor 25,  
P J Street, Dalal Street,  
Mumbai – 400 001.

**National Stock Exchange of India Limited,**  
Exchange Plaza, Bandra Kurla Complex,  
Bandra (E),  
Mumbai – 400 051.

Dear Sir / Madam,

**Sub: Corporate Announcement**

This is to inform you that M/s. Soura Capital Pvt. Ltd, one of the Promoters & Promoters Group Companies of Indowind Energy Ltd, has purchased 7,50,000 shares from the stock market on 31.3.2014, which was informed to the stock exchanges on 1.4.2014. However the shareholding pattern as on 31.3.2014 did not include the above purchased 7,50,000 shares in the Promoters & Promoters Group Companies of the Company as the benpos as on that date did not include this purchased shares of M/s. Soura Capital P Ltd.

kindly note that the above mentioned 7,50,000 shares purchased by the Promoter and Promoter Group of Companies is to be reckoned for the purpose of calculating the quantum of shares purchased by the Promoter and Promoter Group Companies, for the Financial Year 2013-14.

This is for your information and records.

Thanking you,

Yours faithfully,  
**For INDOWIND ENERGY LIMITED**

**S. DIRAVIAM**  
Company Secretary





# Indowind Energy Ltd

16<sup>th</sup> April 2014

**Bombay Stock Exchange Limited,**  
Registered Office: Floor 25,  
P J Street, Dalal Street,  
Mumbai – 400 001.

**National Stock Exchange of India Limited,**  
Exchange Plaza, Bandra Kurla Complex,  
Bandra (E),  
Mumbai – 400 051.

Dear Sir / Madam,

**Sub: Revised Shareholding pattern for the Quarter ended 31<sup>st</sup> March 2014**

Please find enclosed revised Shareholding pattern for the Quarter ended 31<sup>st</sup> March 2014.

We request you to kindly take the same on record.

Thanking you,

Yours faithfully,  
**For INDOWIND ENERGY LIMITED**

**S. DIRAVIAM**  
Company Secretary

Encl: As above





# Indowind Energy Ltd

## (1)(a) Statement Showing Shareholding Pattern

Name of the Company : INDOWIND ENERGY LIMITED

|   |  |   |   |
|---|--|---|---|
| <b>Scrip code : 532894</b>  | <b>Name of the Scrip :<br/>INDOWIND</b>                        |   | <b>Class of Security : Equity</b>                   |
| <b>Pre - Forfeiture</b>   | <b>Shareholding Pattern As on : 31<sup>st</sup> March 2014</b> |   |   |
| <b>Partly paid-up shares</b>  | <b>No. Of partly paid-up shares</b>                            | <b>As a % of total no. of partly paid-up shares</b> | <b>As a % of total no. of shares of the company</b> |
| Held by Promoter/Promoters group  | 0  | 0.00  | 0.00  |
| Held by Public  | 0  | 0.00  | 0.00  |
| <b>Total</b>  | <b>0</b>   | <b>0.00</b>   | <b>0.00</b>   |
| <b>Outstanding convertible securities</b>   |  |   |   |
| Held by Promoter/Promoters group  | 0  | 0.00  | 0.00  |
| Held by Public  | 0  | 0.00  | 0.00  |
| <b>Total</b>  | <b>0</b>   | <b>0.00</b>   | <b>0.00</b>   |
| <b>Warrants</b>   |  |   |   |
| Held by Promoter/Promoters group  | 0  | 0.00  | 0.00  |
| Held by Public  | 0  | 0.00  | 0.00  |
| <b>Total</b>  | <b>0</b>   | <b>0.00</b>   | <b>0.00</b>   |
| <b>Total paid-up capital of the company assuming full conversion of warrants and convertible securities</b> | <b>0</b>   | <b>89741486</b>                                     |   |

For INDOWIND ENERGY LIMITED

**S. DIRAVIAM**  
Company Secretary &  
Sr. Vice President Legal







# Indowind Energy Ltd

## Statement Showing Shareholding Pattern

| Name of the Company : |   | INDOWIND ENERGY LIMITED |                        |  |  |                            |  |   |
|-----------------------|---|-------------------------|------------------------|--|--|----------------------------|--|---|
| Scrip Code :          |   | 532894                  | Quarter Ended :        |  | 31 <sup>st</sup> March 2014                                  |                            |  |   |
| Category code         | Category of Shareholder   | Number of Share holders | Total number of shares | Number of shares held in dematerialized form | Total shareholding as a percentage of total number of shares |                            | Shares pledged or otherwise encumbered |   |
|                       |   |                         |                        |  | As a percentage of (A+B)                                     | As a percentage of (A+B+C) | Number of Shares                       | As a Percentage (IX) = (VIII)/(IV)* 100 |
| (I)                   | (II)  | (III)                   | (IV)                   | (V)  | (VI)   | (VII)                      | (VIII)                                 | (IX)                                    |
| <b>(A)</b>            | <b>Promoter and Promoter Group</b>  |                         |                        |  |  |                            |  |   |
| <b>1</b>              | <b>Indian</b>   |                         |                        |  |  |                            |  |   |
| (a)                   | Individuals / Hindu Undivided Family  | 3                       | 7797490                | 7797490                                      | 8.69   | 8.69                       | 0                                      | 0.00                                    |
| (b)                   | Central Government / State Government(s)                                    | 0                       | 0                      | 0  | 0.00   | 0.00                       | 0                                      | 0.00                                    |
| (c)                   | Bodies Corporate  | 5                       | 26383726               | 21500572                                     | 29.40  | 29.40                      | 4000000                                | 15.16                                   |
| (d)                   | Financial Institutions / Banks  | 0                       | 0                      | 0  | 0.00   | 0.00                       | 0                                      | 0.00                                    |
| (e)                   | Any Others(Specify)   |                         |                        |  |  |                            |  |   |
|                       | <b>Sub Total (A)(1)</b>   | <b>8</b>                | <b>34181216</b>        | <b>29298062</b>                              | <b>38.09</b>   | <b>38.09</b>               | <b>4000000</b>                         | <b>11.70</b>                            |
| <b>2</b>              | <b>Foreign</b>  |                         |                        |  |  |                            |  |   |
| a                     | Individuals (Non - Residents Individuals / Foreign Individuals)             | 1                       | 756000                 | 756000                                       | 0.84   | 0.84                       | 0                                      | 0.00                                    |
| b                     | Bodies Corporate  | 0                       | 0                      | 0  | 0.00   | 0.00                       | 0                                      | 0.00                                    |
| c                     | Institutions  | 0                       | 0                      | 0  | 0.00   | 0.00                       | 0                                      | 0.00                                    |
| d                     | Any Others(Specify)   |                         |                        |  |  |                            |  |   |
|                       | <b>Sub Total(A)(2)</b>  | <b>0</b>                | <b>0</b>               | <b>0</b>                                     | <b>0.00</b>  | <b>0.00</b>                | <b>0</b>                               | <b>0.00</b>                             |
|                       | <b>Total Shareholding of Promoter and Promoter Group (A)= (A)(1)+(A)(2)</b> | <b>9</b>                | <b>34937216</b>        | <b>30054062</b>                              | <b>38.93</b>   | <b>38.93</b>               | <b>4000000</b>                         | <b>11.45</b>                            |




|            |   |              |                 |                 |               |               |                |             |
|------------|---|--------------|-----------------|-----------------|---------------|---------------|----------------|-------------|
| <b>(B)</b> | <b>Public shareholding</b>  |              |                 |                 |               |               |                |             |
| <b>1</b>   | <b>Institutions</b>   |              |                 |                 |               |               |                |             |
| (a)        | Mutual Funds / UTI  | 0            | 0               | 0               | 0.00          | 0.00          | 0              | 0.00        |
| (b)        | Financial Institutions / Banks  | 1            | 225000          | 225000          | 0.25          | 0.25          | 0              | 0.00        |
| (c)        | Central Government / State Government(s)  | 0            | 0               | 0               | 0.00          | 0.00          | 0              | 0.00        |
| (d)        | Venture Capital Funds   | 0            | 0               | 0               | 0.00          | 0.00          | 0              | 0.00        |
| (e)        | Insurance Companies   | 0            | 0               | 0               | 0.00          | 0.00          | 0              | 0.00        |
| (f)        | Foreign Institutional Investors   | 0            | 0               | 0               | 0.00          | 0.00          | 0              | 0.00        |
| (g)        | Foreign Venture Capital Investors   | 0            | 0               | 0               | 0.00          | 0.00          | 0              | 0.00        |
| (h)        | Any Other (specify)   |              |                 |                 |               |               | 0              | 0.00        |
|            | <b>Sub-Total (B)(1)</b>   | <b>1</b>     | <b>225000</b>   | <b>225000</b>   | <b>0.25</b>   | <b>0.25</b>   | <b>0</b>       | <b>0.00</b> |
| <b>2</b>   | <b>Non-institutions</b>   |              |                 |                 |               |               | 0              | 0.00        |
| (a)        | Bodies Corporate  | 493          | 8170974         | 8170974         | 9.11          | 9.11          | 0              | 0.00        |
| (b)        | Individuals   |              |                 |                 |               |               |                |             |
| I          | Individuals -i. Individual shareholders holding nominal share capital up to Rs 1 lakh | 36260        | 25600975        | 25599601        | 28.53         | 28.53         | 0              | 0.00        |
| II         | ii. Individual shareholders holding nominal share capital in excess of Rs. 1 lakh.    | 578          | 18072878        | 18072878        | 20.14         | 20.14         | 0              | 0.00        |
| (c)        | Trusts  | 0            | 0               | 0               | 0.00          | 0.00          | 0              | 0.00        |
| (d)        | Any Other (specify)   |              |                 |                 |               |               |                |             |
| (d-i)      | Clearing Member   | 70           | 865443          | 865443          | 0.96          | 0.96          | 0              | 0.00        |
| (d-ii)     | NRI (Repat)   | 319          | 1829940         | 1829940         | 2.04          | 2.04          | 0              | 0.00        |
| (d-iii)    | Directors / Relative & Friends  | 12           | 39060           | 6600            | 0.04          | 0.04          | 0              | 0.00        |
|            | <b>Sub-Total (B)(2)</b>   | <b>37732</b> | <b>54579270</b> | <b>54545436</b> | <b>60.82</b>  | <b>60.82</b>  | <b>0</b>       | <b>0.00</b> |
| <b>(B)</b> | <b>Total Public Shareholding (B)= (B)(1)+(B)(2)</b>                                   | <b>37733</b> | <b>54804270</b> | <b>54770436</b> | <b>61.07</b>  | <b>61.07</b>  | <b>0</b>       | <b>0.00</b> |
|            | <b>TOTAL (A)+(B)</b>  | <b>37742</b> | <b>89741486</b> | <b>84824498</b> | <b>100.00</b> | <b>100.00</b> | <b>4000000</b> | <b>4.46</b> |
| <b>(C)</b> | Shares held by Custodians and against which Depository Receipts have been issued      |              |                 |                 |               |               |                |             |
| (c-i)      | Promoter and Promoter Group   | 0            | 0               | 0               | 0.00          | 0.00          | 0              | 0.00        |
| (c-ii)     | Public  | 0            | 0               | 0               | 0.00          | 0.00          | 0              | 0.00        |
|            | <b>GRAND TOTAL (A)+(B)+(C)</b>  | <b>37742</b> | <b>89741486</b> | <b>84824498</b> | <b>100.00</b> | <b>100.00</b> | <b>4000000</b> | <b>4.46</b> |

(I) (b) Statement showing holding of securities (including shares, warrants, convertible securities) of persons belonging to the category Promoter and Promoter Group as on 31<sup>st</sup> March 2014

| Sr. No | Name of Shareholder            | Total Shares held |                                   | Shares pledged or otherwise encumbered |                                     |  | Details of warrants     |   | Details of convertible securities     |  |   |
|--------|--------------------------------|-------------------|-----------------------------------|--|-------------------------------------|--|-------------------------|---|---------------------------------------|--|---|
|        |                                | Number            | As a % of grand total (A)+(B)+(C) | Number                                 | As a percentage (VI)=(V)/(III)* 100 | As a % of grand total (A)+(B)+(C) of sub-clause (I)(a) | Number of warrants held | As a % total number of warrants of the same class | Number of convertible securities held | % w.r.t total number of convertible securities of the same class | Total shares (including underlying shares assuming full conversion of warrants and convertible securities) as a % diluted share cap |
| (I)    | (II)                           | (III)             | (IV)                              | (V)                                    | (VI)=(V)/(III)* 100                 | (VII)  | (VIII)                  | (IX)  | (X)                                   | (XI)   | (XII)   |
| 1      | SUBUTHI FINANCE LTD            | 6421765           | 7.16                              | 0                                      | 0.00                                | 0.00   | 0                       | 0.00  | 0                                     | 0.00   | 0   |
| 2      | LOYAL CREDIT & INVESTMENTS LTD | 8125348           | 9.05                              | 4000000                                | 49.23                               | 4.46   | 0                       | 0.00  | 0                                     | 0.00   | 0   |
| 3      | BALA VENCKAT KUTTI             | 5437495           | 6.06                              | 0                                      | 0.00                                | 0.00   | 0                       | 0.00  | 0                                     | 0.00   | 0   |
| 4.     | K.S.RAVINDRANATH               | 1784995           | 1.99                              | 0                                      | 0.00                                | 0.00   | 0                       | 0.00  | 0                                     | 0.00   | 0   |
| 5      | KARUMUTHU FINANCE PVT. LTD     | 6067481           | 6.76                              | 0                                      | 0.00                                | 0.00   | 0                       | 0.00  | 0                                     | 0.00   | 0   |
| 6      | MANOHARAN V KUTTI              | 756000            | 0.84                              | 0                                      | 0.00                                | 0.00   | 0                       | 0.00  | 0                                     | 0.00   | 0   |
| 7      | K B PRATHADEVI                 | 575000            | 0.64                              | 0                                      | 0.00                                | 0.00   | 0                       | 0.00  | 0                                     | 0.00   | 0   |
| 8      | INDUS CAPITAL PVT LTD          | 495000            | 0.55                              | 0                                      | 0.00                                | 0.00   | 0                       | 0.00  | 0                                     | 0.00   | 0   |
| 9      | SOURA CAPITAL PRIVATE LTD      | 5274132           | 5.88                              | 0                                      | 0.00                                | 0.00   | 0                       | 0.00  | 0                                     | 0.00   | 0   |
|        | <b>TOTAL</b>                   | <b>34937216</b>   | <b>38.93</b>                      | <b>4000000</b>                         | <b>11.45</b>                        | <b>4.46</b>  | <b>0</b>                | <b>0</b>  | <b>0.00</b>                           | <b>0.00</b>  | <b>0.00</b>   |



*(Handwritten signature)*

(I) (c) (i) Statement showing holding of securities (including shares, warrants, convertible securities) of persons belonging to the category "Public" and holding more than 1% of the total number of shares as on 31<sup>st</sup> March 2014

| Sr. No | Name of the Shareholder     | Number of Shares | Shares as a percentage of total number of shares {i.e., Grand Total (A)+(B)+(C) indicated in Statement at Para (I) (a) above} | Total shares (including underlying shares assuming full conversion of warrants and convertible securities) as a % of diluted share capital | % w.r.t. total number of convertible securities of the same class | Number of warrants held | As a % total number of warrants of the same class | Number of convertible securities held |
|--------|-----------------------------|------------------|---|--|---|-------------------------|---|---------------------------------------|
| 1      | COMMENDAM INVESTMENTS P LTD | 3515548          | 3.92  | 0  | 0.00  | 0                       | 0.00  | 0                                     |
|        | <b>TOTAL</b>                | <b>3515548</b>   | <b>3.92</b>   | <b>0</b>   | <b>0.00</b>   | <b>0</b>                | <b>0.00</b>                                       | <b>0</b>                              |

(II) (c) (ii) Statement showing holding of securities (including shares, warrants, convertible securities) of persons (together with PAC) belonging to the category "Public" and holding more than 5% of the total number of shares of the Company

| Statement Showing Share Holding Of securities (including shares, warrants, convertible securities) of persons (together with PAC) belonging to the category "Public" and holding more than 5% of the total number of shares of the company | AS ON :                 | 31/3/2014        |  |                     |                                   |                                       |   |   |  |
|--|-------------------------|------------------|--|---------------------|-----------------------------------|---------------------------------------|---|---|--|
| SR.NO  | Name of the shareholder | Number of shares | Shares as a percentage of total number of shares {i.e., Grand Total (A)+(B)+(C) indicated in Statement at Para (I)(a) above} | Details of warrants | Details of convertible securities | Number of convertible securities held | As a % total number of warrants of the same class | % w.r.t. total number of convertible securities of the same class | Total shares (including underlying shares assuming full conversion of warrants and convertible securities) as a % of diluted share capital |
| 1  | NIL                     | 0                | 0.00   | 0                   | 0                                 | 0                                     | 0   | 0   | 0  |
| <b>TOTAL</b>   | <b>NIL</b>              | <b>0</b>         | <b>0.00</b>  | <b>0</b>            | <b>0</b>                          | <b>0</b>                              | <b>0</b>  | <b>0</b>  | <b>0</b>   |



*(Handwritten signature)*

(I) (d) Statement showing details of locked in shares as on 31.03.2014

| Sr. No. | Name of the shareholder | Category of shareholders (Promoter / Public) | Number of locked-in shares | Locked-in-shares as a percentage of total number of shares {i.e. Grand Total (A)+(B)+(C) indicated in Statement at para (I) (a) above} |
|---------|-------------------------|--|----------------------------|--|
| 1       | NIL                     | NIL  | 0                          | 0.00   |
|         | <b>TOTAL</b>            |  | <b>0</b>                   | <b>0.00</b>  |

(II) (a) Statement showing details of Depository Receipts(DRs)

| Sr. No. | Type of outstanding DR (ADRs, GDRs, SDRs, etc.) | Number of outstanding DRs | Number of shares underlying outstanding DRs | Shares underlying outstanding DRs as a percentage of total number of shares {i.e., Grand Total (A)+(B)+(C) indicated in Statement at para (I)(a) above} |
|---------|---|---------------------------|---|---|
| 1       | GDR   | 0                         | 0   | 0.00  |
|         | <b>TOTAL</b>                                    |                           | <b>0</b>                                    | <b>0.00</b>   |

(II)(b) Statement showing Holding of Depository Receipts (DRs), where underlying shares held by "Promoter / Promoter group" are in excess of 1% of the total number of shares

| Sr. No. | Name of the DR Holder | Type of outstanding DR (ADRs, GDRs, SDRs, etc.) | Number of shares underlying outstanding DRs | Shares underlying outstanding DRs as a percentage of total number of shares {i.e., Grand Total (A)+(B)+(C) indicated in Statement at para (I) (a) above} |
|---------|-----------------------|---|---|--|
| 1       | NIL                   | NIL   | 0   | 0.00   |
|         | <b>TOTAL</b>          |   | <b>0</b>                                    | <b>0.00</b>  |