

Introductory sub-table (I)(a)

CLAUSE 35			
Introductory sub-table (I)(a)			
NAME OF THE COMPANY : INDIAN OVERSEAS BANK			
SCRIP CODE : 532388 NAME OF THE SCRIP : CLASS OF SECURITY : EQUITY			
QUARTER ENDED :			
SHAREHOLDING PATTERN AS ON : 31-Mar-2015			
Partly paid-up shares:-	No. of partly paid-up shares	As a % of total no. of partly paid-up shares	As a % of total no. of shares of the company
Held by promoter/promoter group			
Held by public			
Total - D			
Outstanding convertible securities:-	No. of outstanding securities	As a % of total no. of outstanding convertible securities	As a % of total no. of shares of the company, assuming full conversion of the convertible securities
Held by promoter/promoter group			
Held by public			
Total - E			
Warrants:-	No. of warrants	As a % of total no. of warrants	As a % of total no. of shares of the company, assuming full conversion of warrants
Held by promoter/promoter group			
Held by public			
Total - F			
Total paid-up capital of the company, assuming full Conversion of warrants and convertible securities	1235348315		




TABLE (I)(a)

Statement Showing Shareholding Pattern									
Category code	Category of Shareholder	Number of Shareholders	Total number of shares	Number of shares held in dematerialized form	Total shareholding as a percentage of total number of shares		Shares Pledged or otherwise encumbered		
					AS A % OF (A+B) (VI)	AS A % OF (A+B+C) (VII)	Number of shares (VIII)	As a percentage (IX)= (VIII)/(IV)*100	
(I)	(II)	(III)	(IV)	(V)	(VI)	(VII)	(VIII)	(IX)	(X)
A. SHAREHOLDING OF PROMOTER AND PROMOTER GROUP									
1.	INDIAN INDIVIDUALS/HINDU UNDIVIDED FAMILY	0	0	0	0.0000	0.0000	0	0.0000	
a.	CENTRAL GOVERNMENT/ STATE GOVERNMENT(S)	1	911710848	911710848	73.8019	73.8019	0	0.0000	
b.	BODIES CORPORATE	0	0	0	0.0000	0.0000	0	0.0000	
c.	FINANCIAL INSTITUTIONS/ BANKS	0	0	0	0.0000	0.0000	0	0.0000	
d.	ANY OTHER								
e.									
	SUB - TOTAL (A)(1)	1	911710848	911710848	73.8019	73.8019	0	0.0000	
2.	FOREIGN INDIVIDUALS (NON-RESIDENT INDIVIDUALS/ FOREIGN INDIVIDUALS)								
a.	BODIES CORPORATE	0	0	0	0.0000	0.0000	0	0.0000	
b.	INSTITUTIONS	0	0	0	0.0000	0.0000	0	0.0000	
c.	QUALIFIED FOREIGN INVESTOR	0	0	0	0.0000	0.0000	0	0.0000	
d.	ANY OTHER								
e.									
	SUB - TOTAL (A)(2)	0	0	0	0.0000	0.0000	0	0.0000	
	TOTAL SHARE HOLDING OF PROMOTER AND PROMOTER GROUP (A) = (A)(1)+(A)(2)	1	911710848	911710848	73.8019	73.8019	0	0.0000	
B. PUBLIC SHAREHOLDING									
1.	INSTITUTIONS								
a.	MUTUAL FUNDS/UTI	91	4923320	4923320	0.3985	0.3985	NA	NA	NA




TABLE (I)(a)

b.	FINANCIAL INSTITUTIONS/ BANKS	36	177123460	177123460	14.3379	14.3379	NA	NA
c.	CENTRAL GOVERNMENT/ STATE GOVERNMENT(S)	0	0	0	0.0000	0.0000	NA	NA
d.	VENTURE CAPITAL FUNDS	0	0	0	0.0000	0.0000	NA	NA
e.	INSURANCE COMPANIES	4	4681678	4681678	0.3789	0.3789	NA	NA
f.	FOREIGN INSTITUTIONAL INVESTORS	46	18582239	18582239	1.5042	1.5042	NA	NA
g.	FOREIGN VENTURE CAPITAL INVESTORS	0	0	0	0.0000	0.0000	NA	NA
h.	QUALIFIED FOREIGN INVESTOR	0	0	0	0.0000	0.0000	NA	NA
i.	ANY OTHER							
	Foreign Portfolio Investor (Corporate)							
	Category II	7	1891361	1891361	0.1531	0.1531	NA	NA
		7	1891361	1891361	0.1531	0.1531	NA	NA
	SUB - TOTAL (B)(1)	102	207202058	207202058	16.7727	16.7727	NA	NA
2.	NON-INSTITUTIONS							
a.	BODIES CORPORATE	1558	11066543	10277243	0.8958	0.8958	NA	NA
b.	INDIVIDUALS -							
	I INDIVIDUAL SHAREHOLDERS HOLDING NOMINAL SHARE CAPITAL UPTO RS. 1 LAKH	240986	79768650	51824006	6.4571	6.4571	NA	NA
	II INDIVIDUAL SHAREHOLDERS HOLDING NOMINAL SHARE CAPITAL IN EXCESS OF RS. 1 LAKH	424	17858533	17404833	1.4456	1.4456	NA	NA
c.	QUALIFIED FOREIGN INVESTOR	0	0	0	0.0000	0.0000	NA	NA
d.	ANY OTHER							
	CLEARING MEMBERS	167	912290	912290	0.0738	0.0738	NA	NA
	Escrow Account	1	58100	58100	0.0047	0.0047	NA	NA
	HINDU UNDIVIDED FAMILIES	1890	1509414	1509414	0.1221	0.1221	NA	NA
	NON RESIDENT INDIANS	2573	4779578	3400678	0.3869	0.3869	NA	NA
	OVERSEAS CORPORATE BODIES	1	48000	0	0.0038	0.0038	NA	NA
	TRUSTS	17	434301	434301	0.0351	0.0351	NA	NA
		4649	7741683	6314783	0.6266	0.6266	NA	NA
	SUB - TOTAL (B)(2)	247617	116435409	85820865	9.4253	9.4253	NA	NA
	TOTAL PUBLIC SHAREHOLDING (B) = (B)(1)+(B)(2)	247719	323637467	293022923	26.1980	26.1980	NA	NA





TABLE (I)(a)

	TOTAL (A)+(B)	247720	1235348315	1204733771	100.0000	100.0000	NA	0.0000
C.	SHARES HELD BY CUSTODIANS AND AGAINST WHICH DEPOSITORY RECEIPTS HAVE BEEN ISSUED							
	Promoter and Promoter Group	0	0	0	0.0000	0.0000	NA	NA
	Public	0	0	0	0.0000	0.0000	NA	NA
	TOTAL CUSTODIAN (C)	0	0	0	0.0000	0.0000	NA	NA
	GRAND TOTAL (A)+(B)+(C)	247720	1235348315	1204733771	100.0000	100.0000	0	0.0000



Promoters


INDIAN OVERSEAS BANK

(I)(b) Statement showing holding of securities (including shares, warrants, convertible securities) of persons belonging to the category "Promoter and Promoter Group" - 31-Mar-2015


Sr.No	Name of the shareholder	Details of Shares held		Encumbered shares (*)		Details of warrants		Details of convertible securities		Total shares (including underlying shares assuming full conversion of warrants and convertible securities) as a % of diluted
		No. of Shares held	As a % of grand total (A)+(B)+(C)	No. of Shares held	As a percentage (A)+(B)+(C)	Number of warrants held	As a % total number of warrants of the same class	Number of convertible securities held	As a % total number of convertible securities of the same class	
(I)	(II)	(III)	(IV)	(V)	(VI)= (V)/ (III)*100	(VII)	(IX)	(X)	(XI)	(XII)
1	PRESIDENT OF INDIA	911710848	73.8019	0	0.0000	0	0.0000	0	0.0000	73.8019
	TOTAL	911710848	73.8019	0	0.0000	0	0.0000	0	0.0000	73.8019




INDIAN OVERSEAS BANK										
(I)(C)(i) Statement showing holding of securities (including shares, warrants, convertible securities) of persons belonging to the category "Public" and holding more than 1% of the total number of shares - 31-Mar-2015										
Sr.No	Name of the shareholder	No. of Shares held	Shares as a percentage of total number of shares (i.e., Grand Total (A)+(B)+(C) indicated in Statement at para(I)(a)	Details of warrants		Details of convertible securities		Total shares (including underlying shares assuming full conversion of warrants and convertible securities) as a % of diluted		
				Number of warrants held	As a % total number of warrants of the same class	Number of convertible securities held	% w.r.t total number of convertible securities of the same class			
1	LIFE INSURANCE CORPORATION OF INDIA	140727980	11.3917	0	0.0000	0	0.0000	11.3917		
	LIC OF INDIA CHILD FORTUNE PLUS BALANCED FUND	300	0.0000	0	0.0000	0	0.0000	0.0000		
	LIC OF INDIA HEALTH PROTECTION PLUS FUND	218857	0.0177	0	0.0000	0	0.0000	0.0177		
	LIC OF INDIA HEALTH PLUS FUND	642138	0.0519	0	0.0000	0	0.0000	0.0519		
	LIC OF INDIA CHILD FORTUNE PLUS SECURED FUND	300	0.0000	0	0.0000	0	0.0000	0.0000		
	LIC OF INDIA BIMA PLUS RISK FUND	174308	0.0141	0	0.0000	0	0.0000	0.0141		
	LIC OF INDIA CHILD FORTUNE PLUS GROWTH FUND	9400	0.0007	0	0.0000	0	0.0000	0.0007		
	LIC OF INDIA PROFIT PLUS BALANCED FUND	4000	0.0003	0	0.0000	0	0.0000	0.0003		
	LIC OF INDIA PROFIT PLUS SECURED FUND	1500	0.0001	0	0.0000	0	0.0000	0.0001		
	LIC OF INDIA BIMA PLUS SECURED FUND	511142	0.0413	0	0.0000	0	0.0000	0.0413		
	LIC OF INDIA JEEVAN PLUS GROWTH FUND	3655	0.0002	0	0.0000	0	0.0000	0.0002		
	LIC OF INDIA MARKET PLUS SECURED FUND	20000	0.0016	0	0.0000	0	0.0000	0.0016		
	LIC OF INDIA MARKET PLUS BALANCED FUND	10361	0.0008	0	0.0000	0	0.0000	0.0008		
	LIC OF INDIA MARKET PLUS GROWTH FUND	9385910	0.7597	0	0.0000	0	0.0000	0.7597		
	LIC OF INDIA MONEY PLUS GROWTH FUND	3949417	0.3197	0	0.0000	0	0.0000	0.3197		
	LIC OF INDIA MONEY PLUS NON UNIT FUND	374292	0.0302	0	0.0000	0	0.0000	0.0302		
	LIC OF INDIA SAMRIDHI PLUS FUND	1050000	0.0849	0	0.0000	0	0.0000	0.0849		
	LIC OF INDIA MARKET PLUS 1 SECURED FUND	50000	0.0040	0	0.0000	0	0.0000	0.0040		
	LIC OF INDIA MARKET PLUS 1 BALANCED FUND	20000	0.0016	0	0.0000	0	0.0000	0.0016		
	LIC OF INDIA MARKET PLUS 1 GROWTH FUND	2239096	0.1812	0	0.0000	0	0.0000	0.1812		
	LIFE INSURANCE CORPORATION OF INDIA - ULIF004200910LICEND+GRW512	1208061	0.0977	0	0.0000	0	0.0000	0.0977		
2	LIFE INSURANCE CORPORATION OF INDIA P & GS FUND	15153036	1.2266	0	0.0000	0	0.0000	1.2266		
	TOTAL	175753753	14.2270	0	0.0000	0	0.0000	14.2270		



INDIAN OVERSEAS BANK									
(I)(C)(ii) Statement showing holding of securities (including shares, warrants, convertible securities) of persons (together with PAC) belonging to the category "Public" and holding more than 5% of the total number of shares of the company - 31-Mar-2015									
Sr.No	Name(s) of the shareholder(s) and the Persons acting in Concert (PAC) with them	No. of Shares held	Shares as a percentage of total number of shares (i.e., Grand Total (A)+(B)+(C) indicated in Statement at para(I)(a)	Details of warrants		Details of convertible securities		Total shares (including underlying shares assuming full conversion of warrants and convertible securities) as a % of diluted	
				Number of warrants held	As a % total number of warrants of the same class	Number of convertible securities held	% w.r.t total number of convertible securities of the same class		
1	LIFE INSURANCE CORPORATION OF INDIA	140727980	11.3917	0	0.0000	0	0.0000	11.3917	
	LIC OF INDIA CHILD FORTUNE PLUS BALANCED FUND	300	0.0000	0	0.0000	0	0.0000	0.0000	
	LIC OF INDIA HEALTH PROTECTION PLUS FUND	218857	0.0177	0	0.0000	0	0.0000	0.0177	
	LIC OF INDIA HEALTH PLUS FUND	642138	0.0519	0	0.0000	0	0.0000	0.0519	
	LIC OF INDIA CHILD FORTUNE PLUS SECURED FUND	300	0.0000	0	0.0000	0	0.0000	0.0000	
	LIC OF INDIA BIMA PLUS RISK FUND	174308	0.0141	0	0.0000	0	0.0000	0.0141	
	LIC OF INDIA CHILD FORTUNE PLUS GROWTH FUND	9400	0.0007	0	0.0000	0	0.0000	0.0007	
	LIC OF INDIA PROFIT PLUS BALANCED FUND	4000	0.0003	0	0.0000	0	0.0000	0.0003	
	LIC OF INDIA PROFIT PLUS SECURED FUND	1500	0.0001	0	0.0000	0	0.0000	0.0001	
	LIC OF INDIA BIMA PLUS SECURED FUND	511142	0.0413	0	0.0000	0	0.0000	0.0413	
	LIC OF INDIA JEEVAN PLUS GROWTH FUND	3655	0.0002	0	0.0000	0	0.0000	0.0002	
	LIC OF INDIA MARKET PLUS SECURED FUND	20000	0.0016	0	0.0000	0	0.0000	0.0016	
	LIC OF INDIA MARKET PLUS BALANCED FUND	10361	0.0008	0	0.0000	0	0.0000	0.0008	
	LIC OF INDIA MARKET PLUS GROWTH FUND	9385910	0.7597	0	0.0000	0	0.0000	0.7597	
	LIC OF INDIA MONEY PLUS GROWTH FUND	3949417	0.3197	0	0.0000	0	0.0000	0.3197	
	LIC OF INDIA MONEY PLUS NON UNIT FUND	374292	0.0302	0	0.0000	0	0.0000	0.0302	
	LIC OF INDIA SAMRIDHI PLUS FUND	1050000	0.0849	0	0.0000	0	0.0000	0.0849	
	LIC OF INDIA MARKET PLUS 1 SECURED FUND	50000	0.0040	0	0.0000	0	0.0000	0.0040	
	LIC OF INDIA MARKET PLUS 1 BALANCED FUND	20000	0.0016	0	0.0000	0	0.0000	0.0016	
	LIC OF INDIA MARKET PLUS 1 GROWTH FUND	2339096	0.1812	0	0.0000	0	0.0000	0.1812	
	LIFE INSURANCE CORPORATION OF INDIA P & GS FUND	15153036	1.2266	0	0.0000	0	0.0000	1.2266	
	LIFE INSURANCE CORPORATION OF INDIA - ULIF004200910LICEND+GRW512	1208061	0.0977	0	0.0000	0	0.0000	0.0977	
	TOTAL	175753753	14.2270	0	0.0000	0	0.0000	14.227	



INDIAN OVERSEAS BANK				
(I)(d) Statement Showing Details of Locked-In Shares - 31-Mar-2015				
Sr.No	Name of the shareholder	Number of Locked In Shares	Locked-In Shares As A % Of Total Number of Shares {i.e., Grand Total (A)+(B)+(C) Indicaetd in Statement at Para (I)(a) Above}	Promoter / Promoter Group / Public
1	PRESIDENT OF INDIA	356850117	28.8865	Promoters/Promoter Group
	TOTAL	356850117	28.8865	



Depository Receipts

INDIAN OVERSEAS BANK				
(II)(a) Statement Showing Details of Depository Receipts (DRs) - 31-Mar-2015				
Sr.No	Type of Outstanding DR (ADRs, GDRs, SDRs, etc.)	Number of Outstanding DRs	Number of Shares Underlying Outstanding DRs	Shares Underlying Outstanding DRs As A % OF Total Number of Shares {i.e., Grand Total (A)+(B)+(C) Indicated in Statement at Para (I)(a) Above}
	NIL			



INDIAN OVERSEAS BANK						
(iii)(a) Statement showing the Voting Pattern of Shareholders, if more than one class of Shares / Securities is issued by the issuer. - 31-Mar-2015						
Sr.No	Category of Share Holder	Number of Voting Rights Held in each class of Securities			Total Voting Rights (VI+IV+V)	Total Voting Rights i.e.(VI)
		CLASS X (III)	CLASS Y (IV)	CLASS Z (V)		
(I)	(II)					
(A)	PROMOTER AND PROMOTER GROUP					
(1)	INDIAN					
(a)	INDIVIDUALS/HINDU UNDIVIDED FAMILY					
(b)	CENTRAL GOVERNMENT / STATE GOVERNMENT(S)					
(c)	BODIES CORPORATE					
(d)	FINANCIAL INSTITUTIONS / BANKS					
(e)	ANY OTHER (SPECIFY)					
	SUB-TOTAL(A)(1)					
(2)	FOREIGN					
(a)	INDIVIDUALS (NON-RESIDENT INDIVIDUALS / FOREIGN INDIVIDUALS)					
(b)	BODIES CORPORATE					
(c)	INSTITUTIONS					
(d)	ANY OTHER					
	SUB-TOTAL(A)(2)					
	TOTAL SHAREHOLDING OF PROMOTER AND PROMOTER GROUP (A)=(A)(1)+(A)(2)					
(B)	PUBLIC SHAREHOLDING					
(1)	INSTITUTIONS					
(a)	MUTUAL FUNDS / UTI					
(b)	FINANCIAL INSTITUTIONS / BANKS					
(c)	CENTRAL GOVERNMENT / STATE GOVERNMENT(S)					
(d)	VENTURE CAPITAL FUNDS					
(e)	INSURANCE COMPANIES					
(f)	FOREIGN INSTITUTIONAL INVESTORS					
(g)	FOREIGN VENTURE CAPITAL INVESTORS					
(h)	ANY OTHER (SPECIFY)					
	SUB-TOTAL(B)(1)					
(2)	NON-INSTITUTIONS					
(a)	BODIES CORPORATE					
	INDIVIDUALS -					
	I. INDIVIDUAL SHAREHOLDERS HOLDING NOMINAL SHARECAPITAL UP TO RS. 1 LAKH					
(b)	II. INDIVIDUAL SHAREHOLDERS HOLDING NOMINAL SHARECAPITAL IN EXCESS OF RS. 1 LAKH					
(c)	ANY OTHER (SPECIFY)					
	SUB-TOTAL(B)(2)					
(2)	TOTAL (A)+(B)					
(C)	SHARES HELD BY CUSTODIANS AND AGAINST WHICH DEPOSITORY RECEIPTS HAVE BEEN ISSUED					
	GRAND TOTAL (A)+(B)+(C)					

