

CLAUSE 35
 Introductory sub-table (I) (a)

NAME OF THE COMPANY : INDIAN BANK
 SCRIP CODE : , NAME OF THE SCRIP : , CLASS OF SECURITY : EQUITY
 QUARTER ENDED :
 SHAREHOLDING PATTERN AS ON : 30-Sep-2014

Partly paid-up shares:-	No. of partly paid-up shares	As a % of total no. of partly paid-up shares	As a % of total no. of shares of the company
Held by promoter/promoter group			
Held by public			
Total - D			
Outstanding convertible securities:-	No. of outstanding securities	As a % of total no. of outstanding convertible securities	As a % of total no. of shares of the company, assuming full conversion of the convertible securities
Held by promoter/promoter group			
Held by public			
Total - E			
Warrants:-	No. of warrants	As a % of total no. of warrants	As a % of total no. of shares of the company, assuming full conversion of warrants
Held by promoter/promoter group			
Held by public			
Total - F			
Total paid-up capital of the company, assuming full Conversion of warrants and convertible securities	464848488		



CLAUSE 35
 Introductory sub-table (I) (a)

NAME OF THE COMPANY : INDIAN BANK
 SCRIP CODE : , NAME OF THE SCRIP : , CLASS OF SECURITY : EQUITY
 QUARTER ENDED :
 SHAREHOLDING PATTERN AS ON : 30-Sep-2014

STATEMENT SHOWING SHAREHOLDING PATTERN
 TABLE (I) (a)

CATEGORY	CATEGORY OF SHARE HOLDER	NO. OF HOLDERS	TOTAL NO. OF SHARES	SHARES IN DEMAT	TOTAL SHAREHOLDING AS A PERCENTAGE OF TOTAL NUMBER OF SHARES		SHARES PLEDGED OR OTHERWISE ENCUMBERED	
					AS A % OF (A+B) (VI)	AS A % OF (A+B+C) (VII)	Number of shares (VIII)	As a percentage (IX) = (VIII)/(IV)*100
(I)	(II)	(III)	(IV)	(V)	(VI)	(VII)	(VIII)	(IX)
A. SHAREHOLDING OF PROMOTER AND PROMOTER GROUP								
1. INDIAN								
a.	INDIVIDUALS/HINDU UNDIVIDED FAMILY	0	0	0	0.0000	0.0000	0	0.0000
b.	CENTRAL GOVERNMENT/ STATE GOVERNMENT(S)	1	378898488	378898488	81.5101	81.5101	0	0.0000
c.	BODIES CORPORATE	0	0	0	0.0000	0.0000	0	0.0000
d.	FINANCIAL INSTITUTIONS/ BANKS	0	0	0	0.0000	0.0000	0	0.0000
e.	ANY OTHER							
SUB - TOTAL (A) (1)		1	378898488	378898488	81.5101	81.5101	0	0.0000
2. FOREIGN								
a.	INDIVIDUALS (NON-RESIDENT INDIVIDUALS/ FOREIGN INDIVIDUALS)	0	0	0	0.0000	0.0000	0	0.0000
b.	BODIES CORPORATE	0	0	0	0.0000	0.0000	0	0.0000
c.	INSTITUTIONS	0	0	0	0.0000	0.0000	0	0.0000
d.	QUALIFIED FOREIGN INVESTOR	0	0	0	0.0000	0.0000	0	0.0000
e.	ANY OTHER							
SUB - TOTAL (A) (2)		0	0	0	0.0000	0.0000	0	0.0000
TOTAL SHARE HOLDING OF PROMOTER AND PROMOTER GROUP (A) = (A) (1) + (A) (2)		1	378898488	378898488	81.5101	81.5101	0	0.0000



CLAUSE 35
 Introductory sub-table (I)(a)

NAME OF THE COMPANY : INDIAN BANK
 SCRIP CODE : , NAME OF THE SCRIP : , CLASS OF SECURITY : EQUITY
 QUARTER ENDED :
 SHAREHOLDING PATTERN AS ON : 30-Sep-2014

STATEMENT SHOWING SHAREHOLDING PATTERN
 TABLE (I) (a)

CATE GORY CODE	CATEGORY OF SHARE HOLDER	NO.OF HOLDERS	TOTAL NO.OF SHARES	SHARES IN DEMAT	TOTAL SHAREHOLDING AS A PERCENTAGE OF TOTAL NUMBER OF SHARES		SHARES PLEDGED OR OTHERWISE ENCUMBERED	
					AS A % OF (A+B) (VI)	AS A % OF (A+B+C) (VII)	Number of shares (VIII)	As a percentage (IX)= (VIII)/(IV)*100
(I)	(II)	(III)	(IV)	(V)	(VI)	(VII)	(VIII)	(IX)
B. PUBLIC SHAREHOLDING								
1. INSTITUTIONS								
a.	MUTUAL FUNDS/UTI	42	19277311	19277311	4.1470	4.1470	NA	NA
b.	FINANCIAL INSTITUTIONS/ BANKS	7	903013	903013	0.1942	0.1942	NA	NA
c.	CENTRAL GOVERNMENT/ STATE GOVERNMENT(S)	0	0	0	0.0000	0.0000	NA	NA
d.	VENTURE CAPITAL FUNDS	0	0	0	0.0000	0.0000	NA	NA
e.	INSURANCE COMPANIES	13	18919793	18919793	4.0700	4.0700	NA	NA
f.	FOREIGN INSTITUTIONAL INVESTORS	74	28619006	28619006	6.1566	6.1566	NA	NA
g.	FOREIGN VENTURE CAPITAL INVESTORS	0	0	0	0.0000	0.0000	NA	NA
h.	QUALIFIED FOREIGN INVESTOR	0	0	0	0.0000	0.0000	NA	NA
i.	ANY OTHER							
SUB - TOTAL (B) (1)		136	67719123	67719123	14.5679	14.5679	NA	NA



CLAUSE 35
 Introductory sub-table (I) (a)

NAME OF THE COMPANY : INDIAN BANK
 SCRIP CODE : , NAME OF THE SCRIP : , CLASS OF SECURITY : EQUITY
 QUARTER ENDED :
 SHAREHOLDING PATTERN AS ON : 30-Sep-2014

STATEMENT SHOWING SHAREHOLDING PATTERN
 TABLE (I) (a)

CATE GORY CODE	CATEGORY OF SHARE HOLDER	NO.OF HOLDERS	TOTAL NO.OF SHARES	SHARES IN DEMAT	TOTAL SHAREHOLDING AS A PERCENTAGE OF TOTAL NUMBER OF SHARES		SHARES PLEDGED OR OTHERWISE ENCUMBERED	
					AS A % OF (A+B) (VI)	AS A % OF (A+B+C) (VII)	Number of shares (VIII)	As a percentage (IX) = (VIII)/(IV)*100
(I)	(II)	(III)	(IV)	(V)	(VI)	(VII)	(VIII)	(IX)
2. NON-INSTITUTIONS								
a.	BODIES CORPORATE	641	3260543	3260543	0.7014	0.7014	NA	NA
b.	INDIVIDUALS -							
	I INDIVIDUAL SHAREHOLDERS HOLDING NOMINAL SHARE CAPITAL UPTO RS. 1 LAKH	67186	11751044	11749096	2.5279	2.5279	NA	NA
	II INDIVIDUAL SHAREHOLDERS HOLDING NOMINAL SHARE CAPITAL IN EXCESS OF RS. 1 LAKH	45	1799071	1799071	0.3870	0.3870	NA	NA
c.	QUALIFIED FOREIGN INVESTOR	0	0	0	0.0000	0.0000	NA	NA
d.	ANY OTHER							
	CLEARING MEMBERS	99	90612	90612	0.0194	0.0194	NA	NA
	DIRECTORS AND THEIR RELATIVES	2	607	607	0.0001	0.0001	NA	NA
	HINDU UNDIVIDED FAMILIES	1028	473606	473604	0.1018	0.1018	NA	NA
	NON RESIDENT INDIANS	888	676294	676294	0.1454	0.1454	NA	NA
	TRUSTS	10	179100	179100	0.0385	0.0385	NA	NA
		2027	1420219	1420217	0.3055	0.3055	NA	NA
SUB - TOTAL (B) (2)		69899	18230877	18228927	3.9218	3.9218	NA	NA
TOTAL PUBLIC SHAREHOLDING (B) = (B) (1)+(B) (2)		70035	85950000	85948050	18.4898	18.4898	NA	NA
TOTAL (A)+(B)		70036	464848488	464846538	100.0000	100.0000	0	0.0000




CATEGORY CODE	CATEGORY OF SHARE HOLDER	NO. OF HOLDERS	TOTAL NO. OF SHARES	SHARES IN DEMAT	TOTAL SHAREHOLDING AS A PERCENTAGE OF TOTAL NUMBER OF SHARES		SHARES PLEDGED OR OTHERWISE ENCUMBERED	
					AS A % OF (A+B) (VI)	AS A % OF (A+B+C) (VII)	Number of shares (VIII)	As a percentage (IX) = (VIII)/(IV)*100
(I)	(II)	(III)	(IV)	(V)	(VI)	(VII)	(VIII)	(IX)
C. SHARES HELD BY CUSTODIANS AND AGAINST WHICH DEPOSITORY RECEIPTS HAVE BEEN ISSUED								
	Promoter and Promoter Group	0	0	0	0.0000	0.0000	NA	NA
	Public	0	0	0	0.0000	0.0000	NA	NA
	TOTAL CUSTODIAN (C)	0	0	0	0.0000	0.0000	NA	NA
GRAND TOTAL (A)+(B)+(C)								
		70036	464848488	464846538		100.0000	0	0.0000



INDIAN BANK
 (I) (b) Statement showing holding of securities (including shares, warrants, convertible securities) of persons belonging to the category "Promoter and Promoter Group" - 30-Sep-2014

Sr.No	Name of the shareholder	Details of Shares held		Encumbered shares (*)			Details of warrants		Details of convertible securities		Total shares (including underlying shares assuming full conversion of warrants and convertible securities) as a % of diluted share capital
		No. of Shares held	As a % of grand total (A)+(B)+(C)	No. of Shares held	As a percentage	As a % of grand total (A)+(B)+(C) of sub-clause (I) (a)	Number of warrants held	As a % total number of warrants of the same class	Number of convertible securities held	As a % total number of convertible securities of the same class	
(I)	(II)	(III)	(IV)	(V)	(VI) = (V) / (III) * 100	(VII)	(VIII)	(IX)	(X)	(XI)	(XII)
1	PRESIDENT OF INDIA	378898488	81.5101	0	0.0000	0.0000	0	0.0000	0	0.0000	81.5101
	TOTAL	378898488	81.5101	0	0.0000	0.0000	0	0.0000	0	0.0000	81.5101





INDIAN BANK
CORPORATE OFFICE
INVESTOR SERVICES CELL
254 - 260, AVVAI SHANMUGAM SALAI
ROYAPETTAH, CHENNAI - 600 014.

INDIAN BANK
 (11(c)(i) Statement showing holding of securities (including shares, warrants, convertible securities) of persons belonging to the category "Public" and holding more than 1% of the total number of shares - 30-Sep-2014

Sr.No	Name of the shareholder	No. of Shares held	Shares as a percentage of total number of shares (i.e., Grand Total (A)+(B)+(C) indicated in Statement at para(I) (a) above)	Details of warrants		Details of convertible securities		Total shares (including underlying shares assuming full conversion of warrants and convertible securities) as a % of diluted share capital
				Number of warrants held	As a % total of the warrants of the same class	Number of convertible securities held	% w.r.t total number of convertible securities of the same class	
1	HDFC STANDARD LIFE INSURANCE COMPANY LIMITED	5723300	1.2312	0	0.0000	0	0.0000	1.2312
2	LIFE INSURANCE CORPORATION OF INDIA	12077994	2.5982	0	0.0000	0	0.0000	2.5982
3	HSEC GLOBAL INVESTMENT FUNDS A/C HSEC	9566267	2.0579	0	0.0000	0	0.0000	2.0579
4	GIF MAURITIUS LIMITED HDFC TRUSTEE COMPANY LTD - A/C HDFC MID - CAEOPPORTUNITIES FUND	5322100	1.1449	0	0.0000	0	0.0000	1.1449
TOTAL		32689661	7.0323	0	0.0000	0	0.0000	7.0323





INDIAN BANK
CORPORATE OFFICE
INVESTOR SERVICES CELL
 254 - 260, AVVAI SHANMUGAM SALAI
 ROYAPETTAH, CHENNAI - 600 014.

INDIAN BANK
 (I) (c) (ii) Statement showing holding of securities (including shares, warrants, convertible securities) of persons (together with PAC) belonging to the category "Public" and holding more than 1% of the total number of shares of the company - 30-Sep-2014

Sr.No	Name(s) of the shareholder(s) and the Persons Acting in Concert (PAC) with them	No. of Shares held	Shares as a percentage of total number of shares (i.e., Grand Total (A)+(B)+(C) indicated in Statement at para(I) (a) above]	Details of warrants		Details of convertible securities		Total shares (including underlying shares assuming full conversion of warrants and convertible securities) as a % of diluted share capital
				Number of warrants held	As a % total number of warrants of the same class	Number of convertible securities held	% w.r.t total number of convertible securities of the same class	
	NIL							





INDIAN BANK
 CORPORATE OFFICE
 INVESTOR SERVICES CELL
 254 - 260, AVVAI SHANMUGAM SALAI
 ROYAPETTAH, CHENNAI - 600 014.

INDIAN BANK
 (1) (d) STATEMENT SHOWING DETAILS OF LOCKED-IN SHARES - 30-Sep-2014

Sl. NO	NAME OF THE SHARE HOLDER	NUMBER OF LOCKED IN SHARES	LOCKED-IN SHARES AS A % OF TOTAL NUMBER OF SHARES (i.e., GRAND TOTAL (A)+(B)+(C) INDICATED IN STATEMENT AT PARA (1) (a) ABOVE]	Promoter / Promoter Group / Public
1	PRESIDENT OF INDIA	35078488	7.5462	Promoters/Promoter Group
	TOTAL	35078488	7.5462	




INDIAN BANK
 CORPORATE OFFICE
 INVESTOR SERVICES CELL
 254 - 260, AVVAI SHANMUGAM SALAI
 ROYAPETTAH, CHENNAI - 600 014.

INDIAN BANK
 (II) (a) STATEMENT SHOWING DETAILS OF DEPOSITORY RECEIPTS (DRs) - 30-Sep-2014

SL.NO	TYPE OF OUTSTANDING DR (ADRs, GDRs, SFRs, etc.)	NUMBER OF OUTSTANDING DRs	NUMBER OF SHARES UNDERLYING OUTSTANDING DRs	SHARES UNDERLYING OUTSTANDING DRs AS A % OF TOTAL NUMBER OF SHARES (i.e., GRAND TOTAL (A)+(B)+(C) INDICATED IN STATEMENT AT PARA (I)(a) [ABOVE]
	NIL			





INDIAN BANK
CORPORATE OFFICE
INVESTOR SERVICES CELL
254 - 260, AVVAI SHANMUGAM SALAI
ROYAPETTAH, CHENNAI - 600 014.

INDIAN BANK
(II) (b) STATEMENT SHOWING HOLDING OF DEPOSITORY RECEIPTS (DRs), WHERE UNDERLYING SHARES HELD BY
PROMOTER/PROMOTER GROUP ARE IN EXCESS OF 1% OF THE TOTAL NUMBER OF SHARES - 30-Sep-2014

SL.NO	NAME OF THE DR HOLDER	TYPE OF OUTSTANDING DR (ADrs, GDRs, SDRs, etc.)	NUMBER OF SHARES UNDERLYING OUTSTANDING DRs	[SHARES UNDERLYING OUTSTANDING DRs AS A % OF TOTAL NUMBER OF SHARES (i.e., GRAND TOTAL [A)+(B)+(C) INDICATED IN STATEMENT AT PARA (II)(a) [ABOVE]
	NIL			

