

CLAUSE 35  
 Introductory sub-table (I) (a)

NAME OF THE COMPANY : INDIAN BANK , NAME OF THE SCRIP : , CLASS OF SECURITY : EQUITY  
 SCRIP CODE :  
 QUARTER ENDED :  
 SHAREHOLDING PATTERN AS ON : 30-Jun-2014

Partly paid-up shares:-	No. of partly paid-up shares	As a % of total no. of partly paid-up shares	As a % of total no. of shares of the company
Held by promoter/promoter group			
Held by public			
Total - D			
Outstanding convertible securities:-	No. of outstanding securities	As a % of total no. of outstanding convertible securities	As a % of total no. of shares of the company, assuming full conversion of the convertible securities
Held by promoter/promoter group			
Held by public			
Total - E			
Warrants:-	No. of warrants	As a % of total no. of warrants	As a % of total no. of shares of the company, assuming full conversion of warrants
Held by promoter/promoter group			
Held by public			
Total - F			
Total paid-up capital of the company, assuming full Conversion of warrants and convertible securities	464848488		



CLAUSE 35  
 Introductory sub-table (I) (a)

NAME OF THE COMPANY : INDIAN BANK , NAME OF THE SCRIP : , CLASS OF SECURITY : EQUITY  
 SCRIP CODE :  
 QUARTER ENDED :  
 SHAREHOLDING PATTERN AS ON : 30-Jun-2014

STATEMENT SHOWING SHAREHOLDING PATTERN  
 TABLE (I) (a)

CATE GORY CODE	CATEGORY OF SHARE HOLDER	NO.OF HOLDERS	TOTAL NO.OF SHARES	SHARES IN DEMAT	TOTAL SHAREHOLDING AS A PERCENTAGE OF TOTAL NUMBER OF SHARES		SHARES PLEDGED OR OTHERWISE ENCUMBERED	
					AS A % OF (A+B) (VI)	AS A % OF (A+B+C) (VII)	Number of shares (VIII)	As a percentage (IX)= (VIII)/(IV)*100
(I)	(II)	(III)	(IV)	(V)	(VI)	(VII)	(VIII)	(IX)
<b>A. SHAREHOLDING OF PROMOTER AND PROMOTER GROUP</b>								
<b>1. INDIAN</b>								
a.	INDIVIDUALS/HINDU UNDIVIDED FAMILY	0	0	0	0.0000	0.0000	0	0.0000
b.	CENTRAL GOVERNMENT/ STATE GOVERNMENT(S)	1	378898488	378898488	81.5101	81.5101	0	0.0000
c.	BODIES CORPORATE	0	0	0	0.0000	0.0000	0	0.0000
d.	FINANCIAL INSTITUTIONS/ BANKS	0	0	0	0.0000	0.0000	0	0.0000
e.	ANY OTHER							
<b>SUB - TOTAL (A) (1)</b>		<b>1</b>	<b>378898488</b>	<b>378898488</b>	<b>81.5101</b>	<b>81.5101</b>	<b>0</b>	<b>0.0000</b>
<b>2. FOREIGN</b>								
a.	INDIVIDUALS (NON- RESIDENT INDIVIDUALS/ FOREIGN INDIVIDUALS)	0	0	0	0.0000	0.0000	0	0.0000
b.	BODIES CORPORATE	0	0	0	0.0000	0.0000	0	0.0000
c.	INSTITUTIONS	0	0	0	0.0000	0.0000	0	0.0000
d.	QUALIFIED FOREIGN INVESTOR	0	0	0	0.0000	0.0000	0	0.0000
e.	ANY OTHER							
<b>SUB - TOTAL (A) (2)</b>		<b>0</b>	<b>0</b>	<b>0</b>	<b>0.0000</b>	<b>0.0000</b>	<b>0</b>	<b>0.0000</b>
<b>TOTAL SHARE HOLDING OF PROMOTER AND PROMOTER GROUP (A) = (A) (1)+(A) (2)</b>		<b>1</b>	<b>378898488</b>	<b>378898488</b>	<b>81.5101</b>	<b>81.5101</b>	<b>0</b>	<b>0.0000</b>



CLAUSE 35  
Introductory sub-table (I) (a)

NAME OF THE COMPANY : INDIAN BANK , CLASS OF SECURITY : EQUITY  
 SCRIP CODE : , NAME OF THE SCRIP :  
 QUARTER ENDED :  
 SHAREHOLDING PATTERN AS ON : 30-Jun-2014

STATEMENT SHOWING SHAREHOLDING PATTERN  
TABLE (I) (a)

CATE GORY CODE	CATEGORY OF SHARE HOLDER	NO.OF HOLDERS	TOTAL NO.OF SHARES	SHARES IN DEMAT	TOTAL SHAREHOLDING AS A PERCENTAGE OF TOTAL NUMBER OF SHARES		SHARES PLEDGED OR OTHERWISE ENCUMBERED	
					AS A % OF (A+B) (VI)	AS A % OF (A+B+C) (VII)	Number of shares (VIII)	As a percentage (IX) = (VIII)/(IV)*100
(I)	(II)	(III)	(IV)	(V)	(VI)	(VII)	(VIII)	(IX)
<b>B. PUBLIC SHAREHOLDING</b>								
<b>1. INSTITUTIONS</b>								
a.	MUTUAL FUNDS/UTI	46	18168253	18168253	3.9084	3.9084	NA	NA
b.	FINANCIAL INSTITUTIONS/ BANKS	13	11955521	11955521	2.5719	2.5719	NA	NA
c.	CENTRAL GOVERNMENT/ STATE GOVERNMENT(S)	0	0	0	0.0000	0.0000	NA	NA
d.	VENTURE CAPITAL FUNDS	0	0	0	0.0000	0.0000	NA	NA
e.	INSURANCE COMPANIES	0	0	0	0.0000	0.0000	NA	NA
f.	FOREIGN INSTITUTIONAL INVESTORS	94	32015130	32015130	6.8872	6.8872	NA	NA
g.	FOREIGN VENTURE CAPITAL INVESTORS	0	0	0	0.0000	0.0000	NA	NA
h.	QUALIFIED FOREIGN INVESTOR	0	0	0	0.0000	0.0000	NA	NA
i.	ANY OTHER							
<b>SUB - TOTAL (B) (1)</b>		<b>153</b>	<b>62138904</b>	<b>62138904</b>	<b>13.3675</b>	<b>13.3675</b>	<b>NA</b>	<b>NA</b>



CLAUSE 35  
 Introductory sub-table (I) (a)

NAME OF THE COMPANY : INDIAN BANK  
 SCRIP CODE : , NAME OF THE SCRIP : , CLASS OF SECURITY : EQUITY  
 QUARTER ENDED :  
 SHAREHOLDING PATTERN AS ON : 30-Jun-2014

STATEMENT SHOWING SHAREHOLDING PATTERN  
 TABLE (I) (a)


CATE GORY CODE	CATEGORY OF SHARE HOLDER	NO.OF HOLDERS	TOTAL NO.OF SHARES	SHARES IN DEMAT	TOTAL SHAREHOLDING AS A PERCENTAGE OF TOTAL NUMBER OF SHARES		SHARES PLEDGED OR OTHERWISE ENCUMBERED	
					AS A % OF (A+B) (VI)	AS A % OF (A+B+C) (VII)	Number of shares (VIII)	As a percentage (IX) = (VIII)/(IV)*100
(I)	(II)	(III)	(IV)	(V)	(VI)	(VII)	(VIII)	(IX)
<b>2. NON-INSTITUTIONS</b>								
a.	BODIES CORPORATE	648	8280420	8280420	1.7813	1.7813	NA	NA
b.	INDIVIDUALS -							
	I INDIVIDUAL SHAREHOLDERS HOLDING NOMINAL SHARE CAPITAL UPTO RS. 1 LAKH	67298	11750865	11748968	2.5278	2.5278	NA	NA
	II INDIVIDUAL SHAREHOLDERS HOLDING NOMINAL SHARE CAPITAL IN EXCESS OF RS. 1 LAKH	43	2037664	2037664	0.4383	0.4383	NA	NA
c.	QUALIFIED FOREIGN INVESTOR	0	0	0	0.0000	0.0000	NA	NA
d.	ANY OTHER							
	CLEARING MEMBERS	168	317114	317114	0.0682	0.0682	NA	NA
	DIRECTORS AND THEIR RELATIVES	2	205	205	0.0000	0.0000	NA	NA
	HINDU UNDIVIDED FAMILIES	1032	545134	545132	0.1172	0.1172	NA	NA
	NON RESIDENT INDIANS	898	675569	675569	0.1453	0.1453	NA	NA
	TRUSTS	12	204125	204125	0.0439	0.0439	NA	NA
		2112	1742147	1742145	0.3747	0.3747	NA	NA
SUB - TOTAL (B) (2)		70101	23811096	23809197	5.1223	5.1223	NA	NA
TOTAL PUBLIC SHAREHOLDING (B) = (B) (1)+(B) (2)		70254	85950000	85948101	18.4898	18.4898	NA	NA
TOTAL (A)+(B)		70255	464848488	464846589	100.0000	100.0000	0	0.0000



**INDIAN BANK**  
**CORPORATE OFFICE**  
**INVESTOR SERVICES CELL**  
 254 - 280, AVVAI SHANMUGAM SALAI  
 ROYAPETTAH, CHENNAI - 600 014.

CATEGORY	CATEGORY OF SHARE HOLDER	NO. OF HOLDERS	TOTAL NO. OF SHARES	SHARES IN DEMAT	TOTAL SHAREHOLDING AS A PERCENTAGE OF TOTAL NUMBER OF SHARES		SHARES PLEDGED OR OTHERWISE ENCUMBERED	
					AS A % OF (A+B) (VI)	AS A % OF (A+B+C) (VII)	Number of shares (VIII)	As a percentage (IX) = (VIII)/(IV) *100
(I)	(II)	(III)	(IV)	(V)	(VI)	(VII)	(VIII)	(IX)
C. SHARES HELD BY CUSTODIANS AND AGAINST WHICH DEPOSITORY RECEIPTS HAVE BEEN ISSUED								
	Promoter and Promoter Group Public	0	0	0	0.0000	0.0000	NA	NA
		0	0	0	0.0000	0.0000	NA	NA
	TOTAL CUSTODIAN (C)	0	0	0	0.0000	0.0000	NA	NA
GRAND TOTAL (A)+(B)+(C)		70255	464848488	464846589		100.0000	0	0.0000




**INDIAN BANK**  
 CORPORATE OFFICE  
 INVESTOR SERVICES CELL  
 254 - 260, AVVAI SHANMUGAM SALAI  
 ROYAPETTAH, CHENNAI - 600 014.

INDIAN BANK  
 (I) (b) Statement showing holding of securities (including shares, warrants, convertible securities) of persons belonging to the category "Promoter and Promoter Group" - 30-Jun-2014

Sr.No	Name of the shareholder	Details of Shares held		Encumbered shares (*)			Details of warrants		Details of convertible securities		Total shares (including underlying shares assuming full conversion of warrants and convertible securities) as a % of diluted share capital (XII)
		No. of Shares held	As a % of grand total (A)+(B)+(C)	No. of Shares held	As a percentage	As a % of grand total (A)+(B)+(C) of sub-clause (I) (a)	Number of warrants held	As a % total number of warrants of the same class	Number of convertible securities held	As a % total number of convertible securities of the same class	
(I)	(II)	(III)	(IV)	(V)	(VI) = (V) / [(III)*100]	(VII)	(VIII)	(IX)	(X)	(XI)	
1	PRESIDENT OF INDIA	378898488	81.5101	0	0.0000	0.0000	0	0.0000	0	0.0000	81.5101
	TOTAL	378898488	81.5101	0	0.0000	0.0000	0	0.0000	0	0.0000	81.5101





INDIAN BANK  
CORPORATE OFFICE


INVESTOR SERVICES CELL  
254 - 260, AVVAI SHANMUGAM SALAI  
ROYAPETTAH, CHENNAI - 600 014.

INDIAN BANK

(1) (c) (i) Statement showing holding of securities (including shares, warrants, convertible securities) of persons belonging to the category 'Public' and holding more than 1% of the total number of shares - 30-Jun-2014

Sr.No	Name of the shareholder	No. of Shares held	Shares as a percentage of total number of shares [i.e., Grand Total (A)+(B)+(C) indicated in Statement at para (I) (a) above]	Details of warrants		Details of convertible securities		Total shares (including underlying shares assuming full conversion of warrants and convertible securities) as a % of diluted share capital
				Number of warrants held	As a % total number of warrants of the same class	Number of convertible securities held	% w.r.t total convertible securities of the same class	
1	LIFE INSURANCE CORPORATION OF INDIA	10263222	2.2078	0	0.0000	0	0.0000	2.2078
2	HSBC GLOBAL INVESTMENT FUNDS A/C HSBC	9566267	2.0579	0	0.0000	0	0.0000	2.0579
3	GIF MAURITIUS LIMITED HDFC STANDARD LIFE INSURANCE COMPANY LIMITED	5923300	1.2742	0	0.0000	0	0.0000	1.2742
TOTAL		25752789	5.5400	0	0.0000	0	0.0000	5.5400




**INDIAN BANK**  
**CORPORATE OFFICE**  
**INVESTOR SERVICES CELL**  
**254 - 260, AVVAI SHANMUGAM SALAI**  
**ROYAPETTAH, CHENNAI - 600 014.**

INDIAN BANK  
 (I) (c) (ii) Statement showing holding of securities (including shares, warrants, convertible securities) of persons (together with PAC) belonging to the category 'Public' and holding more than 5% of the total number of shares of the company - 30-Jun-2014

Sr.No	Name(s) of the shareholder(s) and the Persons Acting in Concert (PAC) with them	No. of Shares held	Shares as a percentage of total number of shares (i.e., Grand Total (A)+(B)+(C) indicated in Statement at para (I) (a) above)	Details of warrants		Details of convertible securities		Total shares (including underlying shares assuming full conversion of warrants and convertible securities) as a % of diluted share capital
				Number of warrants held	As a % total number of warrants of the same class	Number of securities held	% w.r.t total convertible securities of the same class	
	NIL							






INDIAN BANK  
 CORPORATE OFFICE  
 INVESTOR SERVICES CELL  
 254 - 260, AVVAI SHANMUGAM SALAI  
 ROYAPETTAH, CHENNAI - 600 014.

INDIAN BANK  
 (1) (g) STATEMENT SHOWING DETAILS OF LOCKED-IN SHARES -30-Jun-2014

SL.NO	NAME OF THE SHARE HOLDER	NUMBER OF LOCKED IN SHARES	LOCKED-IN SHARES AS A % OF TOTAL NUMBER OF SHARES {i.e., GRAND TOTAL (A)+(B)+(C) INDICATED IN STATEMENT AT PARA (1) (a) ABOVE}	Promoter / Promoter Group / Public
1	PRESIDENT OF INDIA	378898488	81.5101	Promoters/Promoter Group
	TOTAL	378898488	81.5101	





**INDIAN BANK**  
 CORPORATE OFFICE  
 INVESTOR SERVICES CELL  
 254 - 260, AVVAI SHANMUGAM SALAI  
 ROYAPETTAH, CHENNAI - 600 014.

INDIAN BANK  
 (II) (a) STATEMENT SHOWING DETAILS OF DEPOSITORY RECEIPTS (DRs) - 30-Jun-2014

SL.NO	TYPE OF OUTSTANDING DR (ADRs, GDRs, SDRs, etc.)	NUMBER OF OUTSTANDING DRs	NUMBER OF SHARES UNDERLYING OUTSTANDING DRs	SHARES UNDERLYING OUTSTANDING DRs AS A % OF TOTAL NUMBER OF SHARES {i.e., GRAND TOTAL {A}+{B}+{C} INDICATED IN STATEMENT AT PARA (I) (a) {ABOVE}
	NIL			




**INDIAN BANK**  
 CORPORATE OFFICE  
 INVESTOR SERVICES CELL  
 254 - 260, AVVAI SHANMUGAM SALAI  
 ROYAPETTAH, CHENNAI - 600 014.

INDIAN BANK  
 (II) (b) STATEMENT SHOWING HOLDING OF DEPOSITORY RECEIPTS (DRs), WHERE UNDERLYING SHARES HELD BY  
 PROMOTER/PROMOTER GROUP ARE IN EXCESS OF 1% OF THE TOTAL NUMBER OF SHARES - 30-Jun-2014

SL. NO	NAME OF THE DR HOLDER	TYPE OF OUTSTANDING DR (ADRs, GDRs, SDRs, etc.)	NUMBER OF SHARES UNDERLYING OUTSTANDING DRs	SHARES UNDERLYING OUTSTANDING DRs AS A % OF TOTAL NUMBER OF SHARES (i.e., GRAND TOTAL [A]+[B]+[C] INDICATED IN STATEMENT AT PARA (I) (a) [ABOVE])
	NIL			

