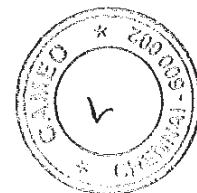


CLAUSE 35
Introductory sub-table (I) (a)

NAME OF THE COMPANY : INDIAN BANK
 SCRIP CODE : , NAME OF THE SCRIP : , CLASS OF SECURITY : EQUITY
 QUARTER ENDED :
 SHAREHOLDING PATTERN AS ON : 31-Dec-2014

Partly paid-up shares:-	No. of partly paid-up shares	As a % of total no. of partly paid-up shares	As a % of total no. of shares of the company
Held by promoter/promoter group			
Held by public			
Total - D			
Outstanding convertible securities:-	No. of outstanding securities	As a % of total no. of outstanding convertible securities	As a % of total no. of shares of the company, assuming full conversion of the convertible securities
Held by promoter/promoter group			
Held by public			
Total - E			
Warrants:-	No. of warrants	As a % of total no. of warrants	As a % of total no. of shares of the company, assuming full conversion of warrants
Held by promoter/promoter group			
Held by public			
Total - F			
Total paid-up capital of the company, assuming full Conversion of warrants and convertible securities	464848488		

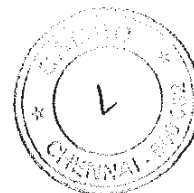


CLAUSE 35
Introductory sub-table (I) (a)

NAME OF THE COMPANY : INDIAN BANK
 SCRIP CODE : , NAME OF THE SCRIP : , CLASS OF SECURITY : EQUITY
 QUARTER ENDED :
 SHAREHOLDING PATTERN AS ON : 31-Dec-2014

STATEMENT SHOWING SHAREHOLDING PATTERN
TABLE (I) (a)

CATEGORY CODE	CATEGORY OF SHARE HOLDER	NO.OF HOLDERS	TOTAL NO.OF SHARES	SHARES IN DEMAT	TOTAL SHAREHOLDING AS A PERCENTAGE OF TOTAL NUMBER OF SHARES		SHARES PLEDGED OR OTHERWISE ENCUMBERED	
					AS A % OF (A+B) (VI)	AS A % OF (A+B+C) (VII)	Number of shares (VIII)	As a percentage (IX) = (VIII)/(IV)*100
(I)	(II)	(III)	(IV)	(V)	(VI)	(VII)	(VIII)	(IX)
A. SHAREHOLDING OF PROMOTER AND PROMOTER GROUP								
1. INDIAN								
a.	INDIVIDUALS/HINDU UNDIVIDED FAMILY	0	0	0	0.0000	0.0000	0	0.0000
b.	CENTRAL GOVERNMENT/ STATE GOVERNMENT(S)	1	378898488	378898488	81.5101	81.5101	0	0.0000
c.	BODIES CORPORATE	0	0	0	0.0000	0.0000	0	0.0000
d.	FINANCIAL INSTITUTIONS/ BANKS	0	0	0	0.0000	0.0000	0	0.0000
e.	ANY OTHER							
SUB - TOTAL (A) (1)		1	378898488	378898488	81.5101	81.5101	0	0.0000
2. FOREIGN								
a.	INDIVIDUALS (NON-RESIDENT INDIVIDUALS/ FOREIGN INDIVIDUALS)	0	0	0	0.0000	0.0000	0	0.0000
b.	BODIES CORPORATE	0	0	0	0.0000	0.0000	0	0.0000
c.	INSTITUTIONS	0	0	0	0.0000	0.0000	0	0.0000
d.	QUALIFIED FOREIGN INVESTOR	0	0	0	0.0000	0.0000	0	0.0000
e.	ANY OTHER							
SUB - TOTAL (A) (2)		0	0	0	0.0000	0.0000	0	0.0000
TOTAL SHARE HOLDING OF PROMOTER AND PROMOTER GROUP (A) = (A) (1)+(A) (2)		1	378898488	378898488	81.5101	81.5101	0	0.0000



CLAUSE 35
Introductory sub-table (I) (a)

NAME OF THE COMPANY : INDIAN BANK
 SCRIP CODE : , NAME OF THE SCRIP : , CLASS OF SECURITY : EQUITY
 QUARTER ENDED :
 SHAREHOLDING PATTERN AS ON : 31-Dec-2014

STATEMENT SHOWING SHAREHOLDING PATTERN
TABLE (I) (a)

CATE GORY CODE	CATEGORY OF SHARE HOLDER	NO.OF HOLDERS	TOTAL NO.OF SHARES	SHARES IN DEMAT	TOTAL SHAREHOLDING AS A PERCENTAGE OF TOTAL NUMBER OF SHARES		SHARES PLEDGED OR OTHERWISE ENCUMBERED	
					AS A % OF (A+B) (VI)	AS A % OF (A+B+C) (VII)	Number of shares (VIII)	As a percentage (IX)= (VIII)/(IV)*100
(I)	(II)	(III)	(IV)	(V)	(VI)	(VII)	(VIII)	(IX)
B. PUBLIC SHAREHOLDING								
1. INSTITUTIONS								
a.	MUTUAL FUNDS/UTI	42	20433412	20433412	4.3957	4.3957	NA	NA
b.	FINANCIAL INSTITUTIONS/ BANKS	7	926935	926935	0.1994	0.1994	NA	NA
c.	CENTRAL GOVERNMENT/ STATE GOVERNMENT(S)	0	0	0	0.0000	0.0000	NA	NA
d.	VENTURE CAPITAL FUNDS	0	0	0	0.0000	0.0000	NA	NA
e.	INSURANCE COMPANIES	11	18350279	18350279	3.9475	3.9475	NA	NA
f.	FOREIGN INSTITUTIONAL INVESTORS * INCLUDES FOREIGN PORTFOLIO INVESTOR (CORPORATE CATEGORY II)	77	28094373	28094373	6.0437	6.0437	NA	NA
g.	FOREIGN VENTURE CAPITAL INVESTORS	0	0	0	0.0000	0.0000	NA	NA
h.	QUALIFIED FOREIGN INVESTOR	0	0	0	0.0000	0.0000	NA	NA
i.	ANY OTHER	0	0	0	0.0000	0.0000	NA	NA
		0	0	0	0.0000	0.0000	NA	NA
SUB - TOTAL (B) (1)		137	67804999	67804999	14.5864	14.5864	NA	NA




CLAUSE 35
Introductory sub-table (I) (a)

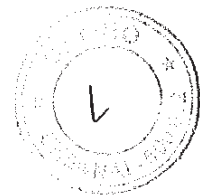
NAME OF THE COMPANY : INDIAN BANK
SCRIP CODE : , NAME OF THE SCRIP : , CLASS OF SECURITY : EQUITY
QUARTER ENDED :
SHAREHOLDING PATTERN AS ON : 31-Dec-2014

STATEMENT SHOWING SHAREHOLDING PATTERN
TABLE (I) (a)

CATE GORY CODE	CATEGORY OF SHARE HOLDER	NO.OF HOLDERS	TOTAL NO.OF SHARES	SHARES IN DEMAT	TOTAL SHAREHOLDING AS A PERCENTAGE OF TOTAL NUMBER OF SHARES		SHARES PLEDGED OR OTHERWISE ENCUMBERED	
					AS A % OF (A+B) (VI)	AS A % OF (A+B+C) (VII)	Number of shares (VIII)	As a percentage (IX)= (VIII)/(IV)*100
(I)	(II)	(III)	(IV)	(V)	(VI)	(VII)	(VIII)	(IX)
2. NON-INSTITUTIONS								
a.	BODIES CORPORATE	562	4686035	4686035	1.0080	1.0080	NA	NA
b.	INDIVIDUALS -							
	I INDIVIDUAL SHAREHOLDERS HOLDING NOMINAL SHARE CAPITAL UPTO RS. 1 LAKH	62545	10428870	10426921	2.2434	2.2434	NA	NA
	II INDIVIDUAL SHAREHOLDERS HOLDING NOMINAL SHARE CAPITAL IN EXCESS OF RS. 1 LAKH	32	1443170	1443170	0.3104	0.3104	NA	NA
c.	QUALIFIED FOREIGN INVESTOR	0	0	0	0.0000	0.0000	NA	NA
d.	ANY OTHER							
	CLEARING MEMBERS	179	645816	645816	0.1389	0.1389	NA	NA
	DIRECTORS AND THEIR RELATIVES	2	607	607	0.0001	0.0001	NA	NA
	HINDU UNDIVIDED FAMILIES	965	320199	320197	0.0688	0.0688	NA	NA
	NON RESIDENT INDIANS	854	544401	544401	0.1171	0.1171	NA	NA
	TRUSTS	8	75903	75903	0.0163	0.0163	NA	NA
		2008	1586926	1586924	0.3413	0.3413	NA	NA
SUB - TOTAL (B) (2)								
		65147	18145001	18143050	3.9034	3.9034	NA	NA
TOTAL PUBLIC SHAREHOLDING (B) = (B) (1) + (B) (2)								
		65284	85950000	85948049	18.4898	18.4898	NA	NA
TOTAL (A) + (B)								
		65285	464848488	464846537	100.0000	100.0000	0	0.0000



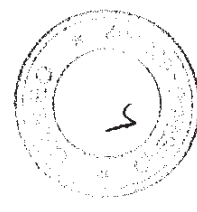
CATEGORY CODE	CATEGORY OF SHARE HOLDER	NO. OF HOLDERS	TOTAL NO. OF SHARES	SHARES IN DEMAT	TOTAL SHAREHOLDING AS A PERCENTAGE OF TOTAL NUMBER OF SHARES	SHARES PLEDGED OR OTHERWISE ENCUMBERED	AS A % OF (A+B) (VI)	AS A % OF (A+B+C) (VII)	Number of shares (VIII)	As a percentage (IX)= (VIII)/(IV)*100
(I)	(II)	(III)	(IV)	(V)						
C. SHARES HELD BY CUSTODIANS AND AGAINST WHICH DEPOSITORY RECEIPTS HAVE BEEN ISSUED										
	Promoter and Promoter Group Public	0	0	0	0.0000	0.0000	NA	NA		
		0	0	0	0.0000	0.0000	NA	NA		
	TOTAL CUSTODIAN (C)	0	0	0	0.0000	0.0000	NA	NA		
	GRAND TOTAL (A) + (B) + (C)	65285	464848488	464846537		100.0000			0	0.0000



INDIAN BANK

(I) (b) Statement showing holding of securities (including shares, warrants, convertible securities) of persons belonging to the category "Promoter and Promoter Group" - 31-Dec-2014

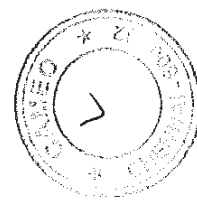
Sr.No	Name of the shareholder	Details of Shares held			Encumbered shares (*)			Details of warrants		Details of convertible securities			Total shares (including underlying shares assuming full conversion of warrants and convertible securities) as a % of diluted share capital (XII)
		No. of Shares held	As a % of grand total (A)+(B)+(C)	As a % of percentage held	No. of Shares held	As a % of grand total (A)+(B)+(C)	As a % of sub-clause (I)(a)	Number of warrants held	As a % of total warrants of the same class	Number of convertible securities held	As a % of total convertible securities of the same class	As a % of total convertible securities of the same class	
(I)	(II)	(III)	(IV)	(V)	(VI) = (V) / (III)*100	(VII)	(VIII)	(IX)	(X)	(XI)	(XII)		
1	PRESIDENT OF INDIA	378898488	81.5101	0	0.0000	0.0000	0	0.0000	0	0.0000	81.5101		
	TOTAL	378898488	81.5101	0	0.0000	0.0000	0	0.0000	0	0.0000	81.5101		



INDIAN BANK

(I) (c) (i) Statement showing holding of securities (including shares, warrants, convertible securities) of persons belonging to the category "Public" and holding more than 1% of the total number of shares - 31-Dec-2014

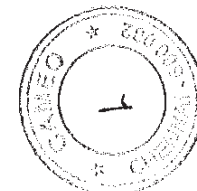
Sr.No	Name of the shareholder	No. of Shares held	Shares as a percentage of total number of shares (i.e., Grand Total (A)+(B)+(C) indicated in Statement at para (I) (a) above}	Details of warrants		Details of convertible securities		Total shares (including underlying shares assuming full conversion of warrants and convertible securities) as a % of diluted share capital
				Number of warrants held	As a % total number of warrants of the same class	Number of convertible securities held	% w.r.t total convertible securities of the same class	
1	HDFC STANDARD LIFE INSURANCE COMPANY LIMITED	5348421	1.1505	0	0.0000	0	0.0000	1.1505
2	LIFE INSURANCE CORPORATION OF INDIA	12119834	2.6072	0	0.0000	0	0.0000	2.6072
3	HSEC GLOBAL INVESTMENT FUNDS A/C HSEC GIF MAURITIUS LIMITED	9053944	1.9477	0	0.0000	0	0.0000	1.9477
4	HDFC TRUSTEE COMPANY LTD - A/C HDFC MID - CAPOPPORTUNITIES FUND	5843509	1.2570	0	0.0000	0	0.0000	1.2570
TOTAL		32365708	6.9626	0	0.0000	0	0.0000	6.9626



INDIAN BANK

(1) (c) (ii) Statement showing holding of securities (including shares, warrants, convertible securities) of persons (together with PAC) belonging to the category "Public" and holding more than 5% of the total number of shares of the company - 31-Dec-2014

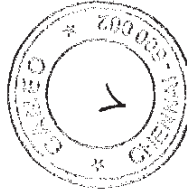
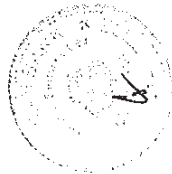
Sr.No	Name(s) of the shareholder(s) and the Persons Acting in Concert with them	No. of Shares held	Percentage of total number of shares (i.e., Grand Total)	Details of warrants held	As a % total number of warrants held	Number of convertible securities held	% w.r.t total convertible securities of the same class	Details of convertible securities	Total shares (including underlying shares assuming full conversion of warrants and convertible securities) as a % of diluted share capital
NIL									



INDIAN BANK

(I) (G) STATEMENT SHOWING DETAILS OF LOCKED-IN SHARES -31-Dec-2014

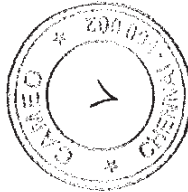

SL.NO	NAME OF THE SHARE HOLDER	NUMBER OF LOCKED-IN SHARES	AS A % OF TOTAL NUMBER OF SHARES (i.e., GRAND TOTAL (A)+(B)+(C) INDICATED IN STATEMENT AT PARA (I) (a) ABOVE}	Promoter / Promoter Group / Public
1	PRESIDENT OF INDIA	35078488	7.5462	Promoters/Promoter Group
	TOTAL	35078488	7.5462	



INDIAN BANK

(II) (a) STATEMENT SHOWING DETAILS OF DEPOSITORY RECEIPTS (DRs) - 31-Dec-2014

SL.NO	TYPE OF OUTSTANDING DR (ADRs, GDRs, SDRs, etc.)	NUMBER OF OUTSTANDING DRs	NUMBER OF SHARES UNDERLYING OUTSTANDING DRs AS A % OF TOTAL NUMBER OF SHARES {i.e., GRAND TOTAL (A)+(B)+(C) INDICATED IN STATEMENT AT PARA (I) (a) ABOVE}
-			NIL



INDIAN BANK

(ii) (b) STATEMENT SHOWING HOLDING OF DEPOSITORY RECEIPTS (DRs), WHERE UNDERLYING SHARES HELD BY
PROMOTER/PROMOTER GROUP ARE IN EXCESS OF 1% OF THE TOTAL NUMBER OF SHARES - 31-Dec-2014

Sl. No	Name of the DR Holder	Type of Outstanding DR (ADRs, GDRs, SDRs, etc.)	Number of Shares	Shares Underlying DRs	DRs as a % of Total Number of Shares (i.e., Grand Total Outstanding DRs Statement at Para (i) (a) Above}
	NIL				

