


Statement Showing Shareholding Pattern											
Name of the Company :		INDBANK MERCHANT BANKING SERVICES LIMITED									
Scrip Code :		511473		INDBANK Public Equity		Quarter Ended : 31-12-2014					
Category code	Category of Shareholder	Number of Shareholders	Name of the Scrip Class of Security	Total number of shares	Number of shares held in dematerialized form	Total shareholding as a percentage of total number of shares	Shares pledged or otherwise encumbered	As a percentage of (A+B) ¹	As a percentage of (A+B+C)	Number of Shares	As a percentage
(A)	Shareholding of Promoter and Promoter Group ²										
1	Indian										
(a)	Individuals/ Hindu Undivided Family	0	0	0	0	0.00	0	0.00	0.00	0	0.00
(b)	Central Government/ State Government(s)	0	0	0	0	0.00	0	0.00	0.00	0	0.00
(c)	Bodies Corporate	0	0	0	0	0.00	0	0.00	0.00	0	0.00
(d)	Financial Institutions/ Banks	1	28773800	28773800	28773800	64.84	0	64.84	64.84	0	0.00
(e)	Any Others(Specify)	0	0	0	0	0.00	0	0.00	0.00	0	0.00
(e-i)						0.00	0	0.00	0.00	0	0.00
(e-ii)						0.00	0	0.00	0.00	0	0.00
	Sub Total(A)(1)	1	28773800	28773800	28773800	64.84	0	64.84	64.84	0	0.00
2	Foreign										
a	Individuals (Non-Residents Individuals/ Foreign Individuals)	0	0	0	0	0.00	0	0.00	0.00	0	0.00
b	Bodies Corporate	0	0	0	0	0.00	0	0.00	0.00	0	0.00
c	Institutions	0	0	0	0	0.00	0	0.00	0.00	0	0.00
d	Qualified Foreign Investor	0	0	0	0	0.00	0	0.00	0.00	0	0.00
e	Any Others(Specify)	0	0	0	0	0.00	0	0.00	0.00	0	0.00
e-i						0.00	0	0.00	0.00	0	0.00
e-ii						0.00	0	0.00	0.00	0	0.00
	Sub Total(A)(2)	0	0	0	0	0.00	0	0.00	0.00	0	0.00
	Total Shareholding of Promoter and Promoter Group (A)= (A)(1)+(A)(2)	1	28773800	28773800	28773800	64.84	0	64.84	64.84	0	0.00
(B)	Public shareholding										
1	Institutions										
(a)	Mutual Funds/ UTI	10	97000	0	0	0.22	0	0.22	0.22	0	0.00
(b)	Financial Institutions/ Banks	4	45000	43700	43700	0.10	0	0.10	0.10	0	0.00
(c)	Central Government/ State Government(s)	1	4900	4900	4900	0.01	0	0.01	0.01	0	0.00
(d)	Venture Capital Funds	0	0	0	0	0.00	0	0.00	0.00	0	0.00
(e)	Insurance Companies	0	0	0	0	0.00	0	0.00	0.00	0	0.00




Category code	Category of Shareholder	Number of Shareholders	Total number of shares	Number of shares held in dematerialized form	Total shareholding as a percentage of total number of shares			Shares pledged or otherwise encumbered	
					As a percentage of (A+B) ¹	As a percentage of (A+B+C)	Number of Shares	As a percentage	
(f)	Foreign Institutional Investors	1	2700	0	0.01	0.01	0	0.00	
(g)	Foreign Venture Capital Investors	0	0	0	0.00	0.00	0	0.00	
(h)	Qualified Foreign Investor	0	0	0	0.00	0.00	0	0.00	
(i)	Any Other (specify)	0	0	0	0.00	0.00	0	0.00	
(i-i)					0.00	0.00	0	0.00	
(i-ii)					0.00	0.00	0	0.00	
	Sub-Total (B)(1)	16	149600	48600	0.34	0.34	0	0.00	
B 2	Non-institutions								
(a)	Bodies Corporate	415	2346867	2201867	5.29	5.29	0	0.00	
(b)	Individuals								
I	Individuals -i. Individual shareholders holding nominal share capital up to Rs 1 lakh	43375	10227106	7348375	23.04	23.04	0	0.00	
II	Individual shareholders holding nominal share capital in excess of Rs. 1 lakh.	86	2198603	2198603	4.95	4.95	0	0.00	
(c)	Qualified Foreign Investor	0	0	0	0.00	0.00	0	0.00	
(d)	Any Other (specify)								
(d-i)	Clearing Member	43	96601	96601	0.22	0.22	0	0.00	
(d-ii)	Directors and their relatives	2	300	300	0.00	0.00	0	0.00	
(d-iii)	Hindu Undivided Families	252	200575	200574	0.45	0.45	0	0.00	
(d-iv)	Non Resident Indians	94	384748	384748	0.87	0.87	0	0.00	
	Sub-Total (B)(2)	44267	15454800	12431068	34.82	34.82	0	0.00	
(B)	Total Public Shareholding (B)= (B)(1)+(B)(2)	44283	15604400	12479668	35.16	35.16	NA	NA	
	TOTAL (A)+(B)	44284	44378200	41253468	100.00	100.00	0	0.00	
(C)	Shares held by Custodians and against Depository Receipts have been issued which	0	0	0	NA	0.00	NA	NA	
	GRAND TOTAL (A)+(B)+(C)	44284	44378200	41253468	100.00	100.00	0	0.00	




(D)(b) Statement showing Shareholding of persons belonging to the category "Promoter and Promoter Group"

Sr. No.	Name of the shareholder	Number of shares	Shares as a percentage of total number of shares (i.e., Grand Total (A)+(B)+(C) indicated in Statement at para (D)(a) above)	Shares pledged or otherwise encumbered		Details of warrants		Details of convertible securities		Total shares (including underlying shares assuming full conversion of warrants and convertible securities) as a % of diluted share capital
				Number of Shares	As a percentage	As a % of grand total (A) + (B) + (C) of sub-clause (D)(a)	Number of warrants	As a % total number of warrants of the same class	Number of convertible securities held	
1	Indian Bank	28773800	64.84	0	0	0	0.00	0	0.00	64.84
TOTAL		28773800	64.84							




(1)(c)(i) Statement showing Shareholding of persons belonging to the category "Public" and holding more than 1% of the total number of shares

Sr. No.	Name of the shareholder	Number of shares	Shares as a percentage of total number of shares (i.e., Grand Total (A)+(B)+(C) indicated in Statement at para (1)(a) above)	Details of warrants		Details of convertible securities		Total shares (including underlying shares assuming full conversion of warrants and convertible securities) as a % of diluted share capital
				Number of warrants	As a % total number of warrants of the same class	Number of convertible securities held	% w.r.t total number of convertible securities of the same class	
1			0.00		0.00		0.00	0.00
2			0.00		0.00		0.00	0.00
3			0.00		0.00		0.00	0.00
4	NIL		0.00		0.00		0.00	0.00
5			0.00		0.00		0.00	0.00
6			0.00		0.00		0.00	0.00
7			0.00		0.00		0.00	0.00
8			0.00		0.00		0.00	0.00
9			0.00		0.00		0.00	0.00
10			0.00		0.00		0.00	0.00
		0	0.00	0.00	0.00	0.00	0.00	0.00
TOTAL								




(D)(c)(ii) Statement showing holding of securities (including shares, warrants, convertible securities) of persons (together with PAC) belonging to the category "Public" and holding more than 5% of the total number of shares of the company

Sr. No.	Name(s) of the shareholder(s) and the Persons Acting in Concert (PAC) with them	Number of shares	Shares as a percentage of total number of shares {i.e., Grand Total (A)+(B)+(C) indicated in Statement at para (D)(a) above}	Details of warrants		Details of convertible securities		Total shares (including underlying shares assuming full conversion of warrants and convertible securities) as a % of diluted share capital
				Number of warrants	As a % total number of warrants of the same class	Number of convertible securities held	% w.r.t total number of convertible securities of the same class	
1								
2								
3								
4								
5								
6								
7								
NIL								
8								
9								
10								
TOTAL								




(D)(d) Statement showing details of locked-in shares

Sr. No.	Name of the shareholder	Number of locked-in shares	Locked-in shares as a percentage of total number of shares {i.e., Grand Total (A)+(B)+(C) indicated in Statement at para (D)(a) above}
2			0.00
3			0.00
4			0.00
5		NIL	0.00
6			0.00
7			0.00
8			0.00
9			0.00
TOTAL		0	0.00



(II)(a) Statement showing details of Depository Receipts (DRs)

Sr. No.	Type of outstanding DR (ADRs, GDRs, SDRs, etc.)	Number of outstanding DRs	Number of shares underlying outstanding DRs	Shares underlying outstanding DRs as a percentage of total number of shares {i.e., Grand Total (A)+(B)+(C) indicated in Statement at para (I)(a) above}
1				0.00
2				0.00
3				0.00
4				0.00
5		NIL		0.00
6				0.00
7				0.00
8				0.00
9				0.00
TOTAL		0	0	0.00



(II)(b) Statement showing Holding of Depository Receipts (DRs), where underlying shares are in excess of 1% of the total number of shares

Sr. No.	Name of the DR Holder	Type of outstanding DR (ADRs, GDRs, SDRs, etc.)	Number of shares underlying outstanding DRs	Shares underlying outstanding DRs as a percentage of total number of shares {i.e., Grand Total (A)+(B)+(C) indicated in Statement at para (I)(a) above}
1				0.00
2				0.00
3				0.00
4				0.00
5		NIL		0.00
6				0.00
7				0.00
8				0.00
9				0.00
				0.00
			0	0.00
TOTAL				0.00



Statement Showing Shareholding Pattern

Name of the Company : INDBANK MERCHANT BANKING SERVICES LIMITED			
Scrip Code : 511473		Quarter Ended 31-12-2014	
Name of the Scrip		INDBANK	
Partly Paid-up Shares	No. of Partly paid-up Shares	Class of Security As a % of total No. of partly paid up shares	Public Equity As a %age of total number of shares of the company
	Held by Promoter/promoter group Held by Public Total	NIL	
Outstanding convertible securities	No. of outstanding securities	As a % of total No. of outstanding convertible securities	As a %age of total number of shares of the company assuming full conversion of the convertible securities
Held by Promoter/promoter group Held by Public Total	NIL		
Warrants	No. of Warrants	As a % of total no. of warrants	As a % of total no. of shares of the company, assuming full conversion of warrants
Held by Promoter/promoter group Held by Public Total	NIL		
Total paid-up capital of the company, assuming full conversion of warrants and convertible securities	44378200		

