

**(1)(a) Statement Showing Shareholding Pattern**

Name of the Company      **IND-SWIFT LABORATORIES LIMITED**  
Scrip Code:                **NSE: INDSWFTLAB      BSE: 532305**  
Name of the Scrip        **Ind-Swift Laboratories Limited**  
Class of Security        **Equity Shares**  
Quarter ended :         **30.09.2014**

Partly paid up shares	No of partly paid up Shares	As a % of total no. of partly paid-up Shares	As a % of total no. of shares of the Company
Held by Promoter/promoter Group.	-NIL-	-NIL-	-NIL-
Held by public	-NIL-	-NIL-	-NIL-
<b>Total</b>	<b>-NIL-</b>	<b>-NIL-</b>	<b>-NIL-</b>
Outstanding Convertible Securities	No. of outstanding Securities	As a % of total no. of outstanding Convertible Securities	As a % of total no. shares of the company , assuming full conversion of the convertible securities
Held by Promoter/promoter Group.	-NIL-	-NIL-	-NIL-
Held by public	-NIL-	-NIL-	-NIL-
<b>Total</b>	<b>-NIL-</b>	<b>-NIL-</b>	<b>-NIL-</b>
Warrants	No. of warrants	As a % of total no. of warrants	As a % of total no. of shares of the company , assuming full conversion of warrants
Held by Promoter/promoter Group.	-NIL-	-NIL-	-NIL-
Held by public	-NIL-	-NIL-	-NIL-
<b>Total</b>	<b>-NIL-</b>	<b>-NIL-</b>	<b>-NIL-</b>
Total paid up capital of the company, assuming full conversion of warrants and convertible securities			Rs.409631950/- (Being 4,09,63,195 equity shares of Rs.10/- each)

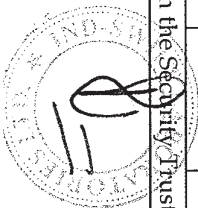


## (I)(a) Statement Showing Shareholding Pattern

Name of the Company:  
Scrip Code  
Scrip Code

IND-SWIFT LABORATORIES LIMITED  
BSE - 532305  
30.09.2014  
NSE - INDSWFTLAB

Category Code	Category of Shareholder	Number of Shareholders	Total Number of Shares	Number of shares held in dematerialized form	Total shareholding as a percentage of total number of shares		Shares pledged or otherwise encumbered	
					As a Percentage of (A+B) (VI)	As a Percentage of (A+B+C) (VII)	Number of Shares (VIII)	As a Percentage (IX) = (VIII)/(IV) *100
(I)	(II)	(III)	(IV)	(V)				
(A)	Shareholding of Promoter and Promoter Group <sup>2</sup>							
(1)	Indian							
(a)	Individuals / Hindu Undivided family	17	2216240	2216240	5.413	5.410	852605	38.471
(b)	Central Government / State Government(s)	---	---	---	---	---	---	---
(c)	Bodies Corporate	8	19340611	19340611	47.242	47.215	19011521	98.298
(d)	Financial Institutions / Banks	---	---	---	---	---	---	---
(e)	Any other (Specify)	---	---	---	---	---	---	---
	<b>Sub-Total (A) (1)</b>	<b>25</b>	<b>21556851</b>	<b>21556851</b>	<b>52.655</b>	<b>52.625</b>	<b>19864126*</b>	<b>92.148</b>
* 1,98,64,126 equity shares of promoters is pledged with the Security Trustees, pursuant to the scheme of CDR as sanctioned by the CDR-Cell.								





(2)	Non-Institutions												
(a)	Bodies Corporate	757	6527398	6517098	15.944	15.935	N/A	N/A					
(b)	Individuals -												
i)	Individuals shareholders holding nominal share capital upto Rs. 1 lakh	20495	8165686	7907770	19.946	19.934	N/A	N/A					
ii)	Individuals shareholders holding nominal share capital in excess of Rs. 1 Lakh	113	2944005	2758005	7.191	7.187	---	---					
(c)	Qualified Foreign Investor	---	---	---	NIL	---	---	---					
(d)	Any Other (Specify)												
	NRI	162	212747	212747	0.520	0.519	---	---					
	TRUST												
	Sub-Total (B) (2)	21527	17849836	17395620	43.600	43.575	NIL	NIL					
	Total Public Shareholding												
(B)	(B)=(B)(1)+(B)(2)	21530	19382844	18928628	47.345	47.318	NIL	NIL					
	Total (A+B)	21555	40939695	40485479	100.000	99.943	19864126	48.520					
(C)	Shares held by Custodians and against which depository receipts have been issued												
(1)	Promoter and Promoter Group	NIL	NIL	NIL	NIL	NIL	NA	NA					
(2)	Public	1	23500	23500	NA	0.057							
	Total C1+C2	1	23500	23500	NA	0.057							
	GRAND TOTAL (A)+(B)+(C)	21556	40963195	40508979	100.000	100.000	19864126	48.493					



(1)(b) Statement showing holding of securities (including shares, warrants, convertible securities) of persons belonging to the category "Promoter and Promoter group"

Sr. No	Name of the Shareholder	Details of Shares held		Encumbered Shares			Detail of Warrants		Details of Convertible Securities		Total Share: (including underlying shares assuming full conversion of warrants and convertible securities) as a % of diluted share capital	
				As a % of grand total (A)+(B)+(C)	Number	As a percentage (VI)=(V)/(III)*100	As a % of grand total (A)+(B)+(C) of sub-clause (1)(a)	Number of Warrants held	As a % of total number of warrants of the same class	Number of Convertible Securities Held		As a % of total number of convertible securities of the same class
(I)	(II)	(III)	(IV)	(V)	(VI)=(V)/(III)*100	(VII)	(VIII)	(IX)	(X)	(XI)	(XII)	
	DEMAT HOLDING											
1	Ind-Swift Limited	9499720	23.191	9499720	100.00	23.191	---	---	NIL	---	NIL	
2	Essex Biosciences Limited	5491801	13.407	5491801	100.00	13.407	---	---	NIL	---	NIL	
3	VKAI Portfolios (P) Limited	938090	2.339	629000	65.65	1.536	---	---	NIL	---	NIL	
4	AKI Portfolios (P) Limited	763000	1.863	763000	100.00	1.863	---	---	NIL	---	NIL	
5	NKAI Portfolios (P) Limited	748700	1.828	748700	100.00	1.828	---	---	NIL	---	NIL	
6	GNI Portfolios (P) Limited	735900	1.796	735900	100.00	1.796	---	---	NIL	---	NIL	
7	Mr. N.R. Mungai	650454	1.568	105000	16.14	0.256	---	---	NIL	---	NIL	
8	VKAI Portfolios (P) Limited	620900	1.516	620900	100.00	1.516	---	---	NIL	---	NIL	
9	SRNI Portfolios (P) Limited	522500	1.276	522500	100.00	1.276	---	---	NIL	---	NIL	
10	Mr. Rishav Mehta	454545	1.110	0	0.00	0.000	---	---	NIL	---	NIL	
11	Mr. Himanshu Jain	406961	0.993	43325	10.65	0.106	---	---	NIL	---	NIL	
12	Mrs. Neera Mehta	249000	0.608	249000	100.00	0.608	---	---	NIL	---	NIL	
13	Mr. S.R. Mehta	233600	0.570	233600	100.00	0.570	---	---	NIL	---	NIL	
14	Dr. Gopal Mungai	60900	0.149	60900	100.00	0.149	---	---	NIL	---	NIL	
15	Dr. V.R. Mehta	52900	0.129	52900	100.00	0.129	---	---	NIL	---	NIL	
16	Mrs. Sunita Jain	46100	0.113	46100	100.00	0.113	---	---	NIL	---	NIL	
17	Mrs. Neeta Mungai	12000	0.029	12000	100.00	0.029	---	---	NIL	---	NIL	
18	Mrs. Nidhi Mungai	12000	0.029	12000	100.00	0.029	---	---	NIL	---	NIL	
19	Mrs. Ravi Mehta	12000	0.029	12000	100.00	0.029	---	---	NIL	---	NIL	
20	Mrs. Meenakshi Mehta	12000	0.029	12000	100.00	0.029	---	---	NIL	---	NIL	
21	Ms. Ishav Mehta	3000	0.007	3000	100.00	0.007	---	---	NIL	---	NIL	
22	Ms. Bhavni Mehta	3000	0.007	3000	100.00	0.007	---	---	NIL	---	NIL	
23	Ms. Divya Mungai	3000	0.007	3000	100.00	0.007	---	---	NIL	---	NIL	
24	Mr. Annie Mehta	2780	0.007	2780	100.00	0.007	---	---	NIL	---	NIL	
25	Mr. Sahil Mungai	2000	0.005	2000	100.00	0.005	---	---	NIL	---	NIL	
	TOTAL (A)	21558651	52.625	19864126	92.148	48.493						


\* 19864126 equity shares of promoters is pledged with the Security Trustees, pursuant to the scheme of CDR as sanctioned by the CDR-cell.



(00C)10 Statement showing holding of securities (including shares, warrants, convertible securities) of persons belonging to the category "Public" and holding more than 1% of the total number of shares


Sr. No.	Name of the Shareholder	Number of shares held	Shares as a % of total number of shares [i.e. Grand Total (A)+(B)+C Indicated in statement at Para (f)(a) above]	Detail of Warrants		Details of Convertible Securities		Total Shares (including underlying shares assuming full conversion of warrants and convertible securities) as a % of diluted share capital
				Number of Warrants held	As a % of total number of warrants of the same class	Number of Convertible Securities held	% w.r.t. total number of convertible securities of the same class	
1	Alfaula Investment Fund Ltd.	1517089	3.704	Nil	---	Nil	---	Nil
2	M&M Systems Private Limited	971471	2.372	Nil	---	Nil	---	Nil
3	Growmore Business Developments Pvt. Ltd.	934665	2.282	Nil	---	Nil	---	Nil
	TOTAL	3423216	8.357	Nil	---	Nil	---	Nil



[illegible]

(1)(d) Statement Showing details of locked in shares

Sr. No.	Name of the Shareholder	CATEGORY	Number of Locked in shares	Locked in Shares as a % of total number of shares (i.e, Grand Total (A)+(B)+(C) Indicated in statement at Para (1)(a) above)
1	Esix Biosciences Limited	PROMOTER	1061000	2.590
2	VRM Portfolios (P) Limited	PROMOTER	829090	2.024
3	N.R. Munjal	PROMOTER	545454	1.332
4	Rishav Mehta	PROMOTER	454545	1.110
5	Himanshu Jain	PROMOTER	363636	0.888
		TOTAL	3253725	7.943





(II)(a) Statement Showing details of Depository Receipts (DRs)

Sr. No.	Type of Outstanding DR (ADRs, GDRs, SDRs etc)	Number of Outstanding DRs	Number of shares Underlying outstanding DRs	Shares underlying outstanding DRs as a percentage of total number of shares [i.e, Grand Total (A)+(B)+(C) Indicated in statement at Para (I)(a) above]
1	Global Depository Receipts (GDRs)	23500	23500	0.057
	TOTAL	23500	23500	0.057

Note : One GDR Represents one equity share in the share capital of the company.



(11)(b) Statement Showing holding of Depository Receipts (DRs), where underlying shares are in excess of 1% of total number of shares

Sl. No.	Name of the DR Holder	Type of Outstanding DRs (ADRs, GDRs, SDRs etc)	Number of shares Underlying outstanding DRs	Shares underlying outstanding DRs as a percentage of total number of shares i.e, Grand Total (A)+(B)+(C) Indicated in statement at Para (1)(a) above]
	Nil		Nil	Nil
Note : One GDR Represents one equity share in the share capital of the company.				

