



Ind-Swift

Ind-Swift LABORATORIES LIMITED

(A Recognised Export House)

Regd. Office : S.C.O. 850, Shivalik Enclave, NAC, Manimajra, Chandigarh - 160 101

Phones : ++ 91 - 172-2730503, 2730920, Fax + + 91 - 172 - 2730504, 2736294

E-mail : info@indswiftlabs.com Website : www.indswiftlabs.com

CIN NO.L24232CH1995PLC015553

Ref:ISLL:CH:2014:

Dated : 19th April, 2014



The President
Bombay Stock Exchange Ltd.,
Phiroze Jeejeebhoy Towers,
25th Floor, Dalal Street,
Mumbai - 400 001.

BSE Scrip Code: 532305

Sub: Compliance of Clause 35 of Listing Agreement

Dear Sir,

Pursuant to Clause 35 of the Listing Agreement, please find enclosed herewith a copy of the Distribution of Shareholding of the Company for the quarter ended 31st March, 2014.

You are requested to kindly take a record of the same.

Thanking you,
OF IND-SWIFT LABORATORIES LTD.

**PARDEEP VERMA
GM-CORPORATE AFFAIRS &
COMPANY SECRETARY**

Encl.: As above

(1)(a) Statement Showing Shareholding Pattern

Name of the Company IND-SWIFT LABORATORIES LIMITED
Scrip Code: NSE: INDSWFTLAB BSE: 532305
Name of the Scrip Ind-Swift Laboratories Limited
Class of Security Equity Shares
Quarter ended : 31.03.2014

Partly paid up shares	No of partly paid up Shares	As a % of total no. of partly paid-up Shares	As a % of total no. of shares of the Company
Held by Promoer/promoter Group.	-NIL-	-NIL-	-NIL-
Held by public	-NIL-	-NIL-	-NIL-
Total	-NIL-	-NIL-	-NIL-
Outstanding Convertible Securities	No. of outstanding Securities	As a % of total no. of outstanding Convertible Securities	As a % of total no. shares of the company , assuming full conversion of the convertible securities
Held by Promoter/promoter Group.	-NIL-	-NIL-	-NIL-
Held by public	-NIL-	-NIL-	-NIL-
Total	-NIL-	-NIL-	-NIL-
Warrants	No. of warrants	As a % of total no. of warrants	As a % of total no. of shares of the company , assuming full conversion of warrants
Held by Promoer/promoter Group.	-NIL-	-NIL-	-NIL-
Held by public	-NIL-	-NIL-	-NIL-
Total	-NIL-	-NIL-	-NIL-
Total paid up capital of the company, assuming full conversion of warrants and convertible securities			Rs.409631950/- (Being 4,09,63,195 equity shares of Rs.10/- each




(I)(a) Statement Showing Shareholding Pattern


Name of the Company: **IND-SWIFT LABORATORIES LIMITED**
 Scrip Code: **BSE - 532305**
 NSE - INDSWFTLAB
 Scrip Code: **31.03.2014**

Category Code	Category of Shareholder	Number of Shareholders	Total Number of Shares	Number of shares held in dematerialized form	Total shareholding as a percentage of total number of shares		Shares pledged or otherwise encumbered	
					As a Percentage of (A+B) (VI)	As a Percentage of (A+B+C) (VII)	Number of Shares (VIII)	As a Percentage (IX) = (VIII)/(IV) *100
(I)	(II)	(III)	(IV)	(V)	(VI)	(VII)	(VIII)	(IX) = (VIII)/(IV) *100
(A)	Shareholding of Promoter and Promoter Group ²							
(1)	Indian							
	(a) Individuals / Hindu Undivided family	19	2216240	852605	5.413	5.410	852605	38.471
	(b) Central Government / State Government(s)	---	---	---	---	---	---	---
	(c) Bodies Corporate	9	19340611	19011521	47.242	47.215	19011521	98.298
	(d) Financial Institutions / Banks	---	---	---	---	---	---	---
	(e) Any other (Specify)	---	---	---	---	---	---	---
	Sub-Total (A) (1)	28	21556851	19864126	52.655	52.625	19864126*	92.148

* The entire demat holding of promoters is pledged with the Security Trustees, pursuant to the scheme of CDR as sanctioned by the CDR-Cell.



(2)	Non-Institutions												
	(a) Bodies Corporate	556	7985486	7975186	19.505	19.494	NA	NA					
	(b) Individuals -												
	i) Individuals shareholders holding nominal share capital upto Rs. 1 lakh	18811	6777746	6507330	16.555	16.546	NA	NA					
	ii) Individuals shareholders holding nominal share capital in excess of Rs. 1 Lakh	86	2787048	2601048	6.808	6.804	---	---					
	(c) Qualified Foreign Investor	---	---	---	NIL	---	---	---					
	(d) Any Other (Specify)												
	NRIS	158	185540	185540	0.453	0.453	---	---					
	TRUST												
	Sub-Total (B) (2)	19611	17735820	17269104	43.322	43.297	NIL	NIL					
	Total Public Shareholding												
(B)	(B)=(B)(1)+(B)(2)	19613	19382844	18916128	47.345	47.318	NIL	NIL					
	Total (A+B)	19641	40939695	38780254	100.000	99.943	19864126	19864126					48.520
(C)	Shares held by Custodians and against which depository receipts have been issued												
(1)	Promoter and Promoter Group	NIL	NIL	NIL	NIL	NIL	NA	NA					
(2)	Public	1	23500	23500	NA	0.057							
	Total C1+C2	1	23500	23500	NA	0.057							
	GRAND TOTAL (A)+(B)+(C)	19642	40963195	38803754	100.000	100.000	19864126	19864126					48.493




(I)(b) Statement showing holding of securities (including shares, warrants, convertible securities) of persons belonging to the category "Promoter and Promoter group"

Sr. No.	Name of the Shareholder	Details of Shares held		Encumbered Shares		Detail of Warrants		Details of Convertible Securities		Total Shares (including underlying shares assuming full conversion of warrants and convertible securities) as a % of diluted share capital (XII)
		Number of shares held	As a % of grand total (A)+(B)+(C)	Number	As a percentage (VI)=(V)/(III)*100	As a % of grand total (A)+(B)+(C) of sub-clause (I)(a)	Number of Warrants held	As a % of total number of warrants of the same class	Number of Convertible Securities Held	
(I)	(II)	(III)	(IV)	(V)	(VI)	(VII)	(VIII)	(IX)	(X)	(XI)
	DEMAT HOLDING									
1	Ind-Swift Limited	9499720	23.191	9499720	100	23.191	---	---	NIL	NIL
2	Essix Biosciences Limited	5491801	13.407	5491801	100	13.407	---	---	NIL	NIL
3	AKJ Portfolios (P) Limited	763000	1.863	763000	100	1.863	---	---	NIL	NIL
4	NRM Portfolios (P) Limited	748700	1.828	748700	100	1.828	---	---	NIL	NIL
5	GM Portfolios (P) Limited	735900	1.796	735900	100	1.796	---	---	NIL	NIL
6	VRM Portfolios (P) Limited	629000	1.536	629000	100	1.536	---	---	NIL	NIL
7	VKM Portfolios (P) Limited	620900	1.516	620900	100	1.516	---	---	NIL	NIL
8	SRM Portfolios (P) Limited	522500	1.276	522500	100	1.276	---	---	NIL	NIL
9	Mrs. Neera Mehta	249000	0.608	249000	100	0.608	---	---	NIL	NIL
10	Mr. S.R. Mehta	233600	0.570	233600	100	0.570	---	---	NIL	NIL
11	Mr. N.R. Munjal	105000	0.256	105000	100	0.256	---	---	NIL	NIL
12	Dr. Gopal Munjal	60900	0.149	60900	100	0.149	---	---	NIL	NIL
13	Dr. V.R. Mehta	52900	0.129	52900	100	0.129	---	---	NIL	NIL
14	Mrs. Sumita Jain	46100	0.113	46100	100	0.113	---	---	NIL	NIL
15	Mr. Himanshu Jain	43325	0.106	43325	100	0.106	---	---	NIL	NIL
16	Mrs. Neeta Munjal	12000	0.029	12000	100	0.029	---	---	NIL	NIL
17	Mrs. Nidhi Munjal	12000	0.029	12000	100	0.029	---	---	NIL	NIL
18	Mrs. Ravi Mehta	12000	0.029	12000	100	0.029	---	---	NIL	NIL
19	Mrs. Meenakshi Mehta	12000	0.029	12000	100	0.029	---	---	NIL	NIL
20	Ms. Ishav Mehta	3000	0.007	3000	100	0.007	---	---	NIL	NIL
21	Ms. Bhanvi Mehta	3000	0.007	3000	100	0.007	---	---	NIL	NIL
22	Ms. Divya Munjal	3000	0.007	3000	100	0.007	---	---	NIL	NIL
23	Mr. Annie Mehta	2780	0.007	2780	100	0.007	---	---	NIL	NIL
24	Mr. Sahil Munjal	2000	0.005	2000	100	0.005	---	---	NIL	NIL
	TOTAL (A)	19864126	48.493	19864126*	100	48.493			NIL	NIL

PHYSICAL HOLDING


1	Mr. N.R. Munjal	545454	1.332	NIL	NIL	---	---	---	NIL	NIL
2	Mr. Rishav Mehta	454545	1.110	NIL	NIL	---	---	---	NIL	NIL
3	Mr. Himanshu Jain	363636	0.888	NIL	NIL	---	---	---	NIL	NIL
4	VRM Portfolios (P) Limited	329090	0.803	NIL	NIL	---	---	---	NIL	NIL
	TOTAL (B)	1692725	4.132							
	GRAND TOTAL(A+B)	21556851	52.625	19864126	92.148	48.493				

* The entire demat holding of promoters is pledged with the Security Trustees, pursuant to the scheme of CDR, as sanctioned by the CDR-cell.




(B)(C)(I) Statement showing holding of securities (including shares, warrants, convertible securities) of persons belonging to the category "Public" and holding more than 1% of the total number of shares

Sr. No.	Name of the Shareholder	Number of shares held	Shares as a % of total number of shares [i.e. Grand Total (A)+(B)+© Indicated in statement at Para (I)(a) above]	Detail of Warrants		Details of Convertible Securities		Total Shares (including underlying shares assuming full conversion of warrants and convertible securities) as a % of diluted share capital
				Number of Warrants held	As a % of total number of warrants of the same class	Number of Convertible Securities Held	% w.r.t. total number of convertible securities of the same class	
1	Growmore Business Developments Pvt. Ltd.	1959767	4.784	Nil	---	Nil	---	Nil
2	Albula Investment Fund Ltd.	1646824	4.020	Nil	---	Nil	---	Nil
3	M&MF Systems Private Limited	971471	2.372	Nil	---	Nil	---	Nil
4	Kumar Share Brokers Limited	603522	1.473	Nil	---	Nil	---	Nil
5	Mehul Chandrakant Mehta	530856	1.296	Nil	---	Nil	---	Nil
6	Monger Marketing Pvt. Ltd.	500000	1.221	Nil	---	Nil	---	Nil
	TOTAL	6212440	15.166	Nil	---	Nil	---	Nil




(1)(C)(II) Statement showing holding of securities (including shares, warrants, convertible securities) of persons belonging to the category "Public" and holding more than 5% of the total number of shares

Sr. No.	Name of the Shareholder(s) and the Persons Acting in Concert (PAC) with them	Number of shares	Shares as a % of total number of shares [i.e. Grand Total (A)+(B)+C] Indicated in statement at Para (1)(a) above]	Detail of Warrants		Details of Convertible Securities		Total Shares (including underlying shares assuming full conversion of warrants and convertible securities) as a % of diluted share capital
				Number of Warrants	As a % of total number of warrants of the same class	Number of Convertible Securities Held	% w.r.t. total number of convertible securities of the same class	
	NIL	NIL	NIL	NIL	NIL	NIL	NIL	NIL



(1)(d) Statement Showing details of locked in shares


Sr. No.	Name of the Shareholder	CATEGORY	Number of Locked in shares	Locked in Shares as a % of total number of shares (i.e, Grand Total (A)+(B)+(C) Indicated in statement at Para (I)(a) above]
1	Essix Biosciences Limited	PROMOTER	3000000	7.324
2	VRM Portfolios (P) Limited	PROMOTER	829090	2.024
3	N.R. Munjal	PROMOTER	545454	1.332
4	Rishav Mehta	PROMOTER	454545	1.110
5	Himanshu Jain	PROMOTER	363636	0.888
		TOTAL	5192725	12.677



(II)(a) Statement Showing details of Depository Receipts (DRs)

Sr. No.	Type of Outstanding DR (ADRs, GDRs, SDRs etc)	Number of Outstanding DRs	Number of shares Underlying outstanding DRs	Shares underlying outstanding DRs as a percentage of total number of shares {i.e, Grand Total (A)+(B)+(C) Indicated in statement at Para (I)(a) above}
1	Global Depository Receipts (GDRs)	23500	23500	0.057
	TOTAL	23500	23500	0.057

Note : One GDR Represents one equity share in the share capital of the company.



(II)(b) Statement Showing holding of Depository Receipts (DRs), where underlying shares are in excess of 1% of total number of shares

Sr. No.	Name of the DR Holder	Type of Outstanding DRs (ADRs, GDRs, SDRs etc)	Number of shares Underlying outstanding DRs	Shares underlying outstanding DRs as a percentage of total number of shares [i.e. Grand Total (A)+(B)+(C) Indicated in statement at Para (I)(a) above]
	Nil	Nil	Nil	Nil

Note : One GDR Represents one equity share in the share capital of the company.

