


**(1)(a) Statement Showing Shareholding Pattern**

Name of the Company      IND-SWIFT LABORATORIES LIMITED  
Scrip Code:                NSE: INDSWFTLAB    BSE: 532305  
Name of the Scrip        Ind-Swift Laboratories Limited  
Class of Security        Equity Shares  
Quarter ended :         30.06.2014

Partly paid up shares	No of partly paid up Shares	As a % of total no. of partly paid-up Shares	As a % of total no. of shares of the Company
Held by Promoer/promoter Group.	-NIL-	-NIL-	-NIL-
Held by public	-NIL-	-NIL-	-NIL-
<b>Total</b>	<b>-NIL-</b>	<b>-NIL-</b>	<b>-NIL-</b>
Outstanding Convertible Securities	No. of outstanding Securities	As a % of total no. of outstanding Convertible Securities	As a % of total no. shares of the company , assuming full conversion of the convertible securities
Held by Promoter/promoter Group.	-NIL-	-NIL-	-NIL-
Held by public	-NIL-	-NIL-	-NIL-
<b>Total</b>	<b>-NIL-</b>	<b>-NIL-</b>	<b>-NIL-</b>
Warrants	No. of warrants	As a % of total no. of warrants	As a % of total no. of shares of the company , assuming full conversion of warrants
Held by Promoer/promoter Group.	-NIL-	-NIL-	-NIL-
Held by public	-NIL-	-NIL-	-NIL-
<b>Total</b>	<b>-NIL-</b>	<b>-NIL-</b>	<b>-NIL-</b>
Total paid up capital of the company, assuming full conversion of warrants and convertible securities			Rs.409631950/- (Being 4,09,63,195 equity shares of Rs.10/- each)




## (I)(a) Statement Showing Shareholding Pattern

Name of the Company:  
Scrip Code

IND-SWIFT LABORATORIES LIMITED  
BSE - 532305  
NSE - INDSWFTLAB  
30.06.2014

Category Code	Category of Shareholder	Number of Shareholders	Total Number of Shares	Number of shares held in dematerialized form	Total shareholding as a percentage of total number of shares		Shares pledged or otherwise encumbered	
					As a Percentage of (A+B) (VI)	As a Percentage of (A+B+C) (VII)	Number of Shares (VIII)	As a Percentage (IX) = (VIII)/(IV) *100
(I)	(II)	(III)	(IV)	(V)				
(A)	Shareholding of Promoter and Promoter Group <sup>2</sup>							
(1)	Indian							
(a)	Individuals /Hindu Undivided family	17	2216240	2216240	5.413	5.410	852605	38.471
(b)	Central Government / State Government(s)	---	---	---	---	---	---	---
(c)	Bodies Corporate	8	19340611	19340611	47.242	47.215	19011521	98.298
(d)	Financial Institutions / Banks	---	---	---	---	---	---	---
(e)	Any other (Specify)	---	---	---	---	---	---	---
	Sub-Total (A) (1)	25	21556851	21556851	52.655	52.625	19864126*	92.148

\* 1,98,64,126 equity shares of promoters is pledged with the Security Trustees, pursuant to the scheme of CDR as sanctioned by the CDR-Cell.



(2)	Foreign												
(a)	Individuals (Non-Resident Individuals / Foreign Individuals)	---	---	---	---	NIL	---	---	---	---	---	---	---
(b)	Bodies Corporate	---	---	---	---	NIL	---	---	---	---	---	---	---
(c)	Institutions	---	---	---	---	NIL	---	---	---	---	---	---	---
(d)	Qualified Foreign Investor	---	---	---	---	NIL	---	---	---	---	---	---	---
(e)	Any Other (Specify)	---	---	---	---	NIL	---	---	---	---	---	---	---
	Sub-Total (A) (2)	NIL	NIL	NIL	NIL	NIL	NIL	NIL	NIL	NIL	NIL	NIL	NIL
	Total Shareholding of Promoter and Promoter Group												
	(A) = (A) (1) + (A)(2)	25	21556851	21556851	52.655	52.625	19864126	92.148					
(B)	Public Shareholdings						NA	NA					
(1)	Institutions												
(a)	Mutual Funds / UTI	0	0	0	0	0	0	0					
(b)	Financial Institutions / Banks	1	200	200	0.000	0.000	---	---					
(c)	Central Government / State Government (s)	---	---	---	---	---	---	---					
(d)	Venture Capital Funds	---	---	---	NIL	---	---	---					
(e)	Insurance Companies	---	---	---	NIL	---	---	---					
(f)	Foreign Institutional Investors	1	1646824	1646824	4.023	4.020	---	---					
(g)	Foreign Venture Capital Investors	---	---	---	NIL	---	---	---					
(h)	Qualified Foreign Investor	---	---	---	NIL	---	---	---					
(i)	Any other (Specify)	---	---	---	NIL	---	---	---					
	Sub-Total (B)(1)	2	1647024	1647024	4.023	4.021	NIL	NIL					






(i)(b) Statement showing holding of securities (including shares, warrants, convertible securities) of persons belonging to the category "Promoter and Promoter group"


Sr. No	Name of the Shareholder	Details of Shares held			Encumbered Shares			Detail of Warrants			Details of Convertible Securities		Total Shares (including underlying shares of warrants and convertible securities as a % of diluted share capital)
		Number of shares held	As a % of grand total (A)+(B)+(C)	Number	As a percentage (VI)=(V)/(III)*100	As a % of grand total (A)+(B)+(C) of sub-clause (1)(a)	(VII)	Number of Warrants held	As a % of total number of warrants of the same class	(IX)	Number of Convertible Securities Held	As a % of total number of convertible securities of the same class	(XII)
	(i)	(iii)	(iv)	(v)	(VI)=(V)/(III)*100	(VII)		(VIII)	(IX)		(X)	(XI)	
	DEMAT HOLDING												
1	Ind-Swift Limited	9499720	23.191	9499720	100.00	23.191		---	---		NIL	---	NIL
2	Fasix Biosciences Limited	5491801	13.407	5491801	100.00	13.407		---	---		NIL	---	NIL
3	VKM Portfolios (P) Limited	958090	2.339	629000	65.65	1.536		---	---		NIL	---	NIL
4	AKI Portfolios (P) Limited	763000	1.863	763000	100.00	1.863		---	---		NIL	---	NIL
5	NKM Portfolios (P) Limited	748700	1.828	748700	100.00	1.828		---	---		NIL	---	NIL
6	GMI Portfolios (P) Limited	735900	1.796	735900	100.00	1.796		---	---		NIL	---	NIL
7	Mr. N.R. Munjal	650454	1.588	105000	16.14	0.256		---	---		NIL	---	NIL
8	VKM Portfolios (P) Limited	620900	1.516	620900	100.00	1.516		---	---		NIL	---	NIL
9	SKM Portfolios (P) Limited	522500	1.276	522500	100.00	1.276		---	---		NIL	---	NIL
10	Mr. Rishav Mehta	454545	1.110	0	0.00	0.000		---	---		NIL	---	NIL
11	Mr. Himanshu Jain	406961	0.993	43325	10.65	0.106		---	---		NIL	---	NIL
12	Mrs. Neera Mehta	249000	0.608	249000	100.00	0.608		---	---		NIL	---	NIL
13	Mr. S.R. Mehta	233600	0.570	233600	100.00	0.570		---	---		NIL	---	NIL
14	Dr. Gopal Munjal	60900	0.149	60900	100.00	0.149		---	---		NIL	---	NIL
15	Dr. V.R. Mehta	52900	0.129	52900	100.00	0.129		---	---		NIL	---	NIL
16	Mrs. Surita Jain	46100	0.113	46100	100.00	0.113		---	---		NIL	---	NIL
17	Mrs. Neeta Munjal	12000	0.029	12000	100.00	0.029		---	---		NIL	---	NIL
18	Mrs. Nidhi Munjal	12000	0.029	12000	100.00	0.029		---	---		NIL	---	NIL
19	Mrs. Ravi Mehta	12000	0.029	12000	100.00	0.029		---	---		NIL	---	NIL
20	Mrs. Meenakshi Mehta	12000	0.029	12000	100.00	0.029		---	---		NIL	---	NIL
21	Ms. Ishav Mehta	3000	0.007	3000	100.00	0.007		---	---		NIL	---	NIL
22	Ms. Bhavni Mehta	3000	0.007	3000	100.00	0.007		---	---		NIL	---	NIL
23	Ms. Divya Munjal	3000	0.007	3000	100.00	0.007		---	---		NIL	---	NIL
24	Mr. Annie Mehta	2780	0.007	2780	100.00	0.007		---	---		NIL	---	NIL
25	Mr. Sahil Munjal	2000	0.005	2000	100.00	0.005		---	---		NIL	---	NIL
	TOTAL (A)	2155651	52.625	19864126	92.148	48.493					NIL		NIL

\* 19864126 equity shares of promoters is pledged with the Security Trustees pursuant to the scheme of CDR as sanctioned by the CDR-cell.




(1)(C)(i) Statement showing holding of securities (including shares, warrants, convertible securities) of persons belonging to the category "Public" and holding more than 1% of the total number of shares

Sr. No.	Name of the Shareholder	Number of shares held	Shares as a % of total i.e. Grand Total (A)+(B)+C <sup>②</sup> Indicated in statement at Para (1)(a) above	Detail of Warrants		Details of Convertible Securities		Total Shares (including underlying shares assuming full conversion of warrants and convertible securities) as a % of diluted share capital
				Number of Warrants held	As a % of total number of warrants of the same class	Number of Convertible Securities Held	% w.r.t. total number of convertible securities of the same class	
1	Growmore Business Developments Pvt. Ltd.	1959767	4.784	Nil	***	Nil	***	Nil
2	Albuda Investment Fund Ltd.	1646834	4.020	Nil	***	Nil	***	Nil
3	M&E Systems Private Limited	971471	2.372	Nil	***	Nil	***	Nil
4	Kumar Share Brokers Limited	603022	1.472	Nil	***	Nil	***	Nil
5	Metul Chandrakant Mehta	530856	1.296	Nil	***	Nil	***	Nil
	TOTAL	5711940	13.944	Nil	***	Nil	***	Nil




(i)(C)(1) Statement showing holding of securities (including shares, warrants, convertible securities) of persons belonging to the category "Public" and holding more than 5% of the total number of shares

[illegible]



(1)(d) Statement Showing details of locked in shares

Sr. No.	Name of the Shareholder	CATEGORY	Number of Locked in shares	Locked in Shares as a % of total number of shares [i.e, Grand Total (A)+(B)+(C) Indicated in statement at Para (1)(a) above]
1	Essix Biosciences Limited	PROMOTER	3000000	7.324
2	VRM Portfolios (P) Limited	PROMOTER	829090	2.024
3	N.R. Munjal	PROMOTER	545454	1.332
4	Rishav Mehta	PROMOTER	454545	1.110
5	Himanshu Jain	PROMOTER	363636	0.888
		TOTAL	5192725	12.677





(III)(a) Statement Showing details of Depository Receipts (DRs)

Sr. No.	Type of Outstanding DR (ADRs, GDRs, SDRs etc)	Number of Outstanding DRs	Number of shares Underlying outstanding DRs	Shares underlying outstanding DRs as a percentage of total number of shares (i.e, Grand Total (A)+(B)+(C) Indicated in statement at Para (I)(a) above)
1	Global Depository Receipts (GDRs)	23500	23500	0.057
	TOTAL	23500	23500	0.057

Note : One GDR Represents one equity share in the share capital of the company.



1% of total number of shares

Sr. No.	Name of the DR Holder	Type of Outstanding DRs (ADRs, GDRs, SDRs etc)	Number of shares Underlying outstanding DRs	Shares underlying outstanding DRs as a percentage of total number of shares [i.e, Grand Total (A)+(B)+(C) Indicated in statement at Para (I)(a) above]
	Nil	Nil	Nil	Nil

Note : One GDR Represents one equity share in the share capital of the company

