

(1) (a)

Statement Showing Shareholding Pattern

Name of the Company: INANI SECURITIES LIMITED

Scrip Code, Name of the Scrip, Class of Security : BSE -531672, INANI SECURITIES LIMITED , Equity Quarter ended : 31/3/2015

Partly paid-up shares:-		No. of partly paid-up shares	As a % of total no. of partly paid-up Shares	As a % of total no. of shares of the company
Held by promoter/promoter group		0	0	0
Held by public		0	0	0
Total		0	0	0
Outstanding convertible securities:-		No. of outstanding securities	As a % of total no. of outstanding convertible securities	As a % of total no. of shares of the company, assuming full conversion of the convertible securities
Held by promoter/promoter group		0	0	0
Held by public		0	0	0
Total		0	0	0
Warrants:-		No. of warrants	As a % of total no. of warrants	As a % of total no. of shares of the company, assuming full conversion of Warrants
Held by promoter/promoter group		0	0.00	0.00
Held by public		0	0.00	0.00
Total		0	0.00	0.00
Total paid-up capital of the company, assuming full conversion of warrants and convertible securities			4557700	0.00

Category Code	Category of Shareholder	Number of Share Holders	Total Number of Shares	Number of Shares held in Dematerialized Form	Total Shareholding as a percentage of total Number of Shares		Shares Pledged or otherwise encumbered	
					As a Percentage of (A+B) (VI)	As a Percentage of (A+B+C) (VII)	Number of Shares (VIII)	As a Percentage (IX) = (VIII)/(IV)*100
(I)	(II)	(III)	(IV)	(V)	(VI)	(VII)	(VIII)	(IX)
A	Promoter and Promoter Group							
(1)	Indian							
(a)	Individuals/Hindu Undivided Family	11	1970900	1970900	43.24	43.24	0	0.00
(b)	Central Government /State Government (s)	0	0	0	-	-	0	-
(c)	Bodies Corporate	3	569914	569914	12.50	12.50	0	-
(d)	Financial Institutions / Banks	0	0	0	-	-	0	-
(e)	Any other(PAC)	0	0	0	-	-	0	-
(f)	Others	0	0	0	0.00%	0	0	0.00
	Sub-Total (A)(1)	14	2540814	2540814	55.75	55.75	0	0.00
(2)	Foreign							
(a)	Individuals (Non Resident Individuals/ Foreign Individuals)	0	0	0	-	-	0	-
(b)	Bodies Corporate	0	0	0	-	-	0	-
(c)	Institutions	0	0	0	-	-	0	-
(d)	Qualified Foreign Investor	0	0	0	-	-	0	-
(e)	Any Other	0	0	0	-	-	0	-
	Sub-Total (A)(2)	0	0	0	-	-	0	-
	Total Shareholding of Promoter and Promoter Group A=(A)(1) + (A)(2)	14	2540814	2540814	55.75	55.75	0	0
B	Public Shareholding							
(1)	Institutions							
(a)	Mutual Funds/UTI	0	0	0	-	-	0	-
(b)	Financial Institutions/Banks	0	0	0	-	-	0	-
(c)	Central Government/State Government(s)	0	0	0	-	-	0	-
(d)	Venture Capital Funds	0	0	0	-	-	0	-
(e)	Insurance Companies	0	0	0	-	-	0	-
(f)	Foreign Institutional Investors	0	0	0	-	-	0	-
(g)	Foreign Venture Capital Investors	0	0	0	-	-	0	-
(h)	Qualified Foreign Investor	0	0	0	-	-	0	-
(i)	Any Other	0	0	0	-	-	0	-

FOR INANI SECURITIES LTD.



Managing Director


	Sub-Total (B)(1)	0	0	0	-	-	0	-
(2)	Non-institutions							
(a)	Bodies Corporate	9	29474	3474	0.65	0.65	0	-
(b)	Individuals							
	i Individual Shareholders holding nominal share capital upto Rs. 1 Lakh	715	398323	108698	8.74	8.74	0	-
	ii Individual Shareholders holding nominal share capital in excess of Rs. 1 Lakh	31	1588319	1468619	34.85	34.85	0	-
(c)	Qualified Foreign Investor-Corporate	0	0	0	-	-	0	-
(d)	CLEARING MEMBER	2	770	770	0.02	0.02	0	-
(e)	TRUST	0	0	0	-	-	0	-
(f)	Non Resident Individuals	0	0	0	-	-	0	-
(g)	Foreign Bodies Corp	0	0	0	-	-	0	-
(h)	Foreign Nation	0	0	0	-	-	0	-
(i)	FPI - Individual	0	0	0	-	-	0	-
(j)	FPI - Corporate	0	0	0	-	-	0	-
	Sub-Total (B)(2)	757	2016886	1581561	44.25	44.25	0	-
	Total Public Shareholding							
	B=(B)(1)+(B)(2)	757	2016886	1581561	44.25	44.25	0	-
	Total (A)+(B)	771	4557700	4122375	100.00	100.00	0	-
(C)	Shares held by Custodians and against which Depository Receipts have been issued							
(1)	Promoter and Prmoter Group	0	0	0	0	0	0	0
(2)	Public	0	0	0	0	0	0	0
	GRAND TOTAL (A) + (B) + (C)	771	4557700	4122375	100.00	100.00	0	0

For INANI SECURITIES LTD.

Managing Director


(D)(b) Statement showing Shareholding of persons belonging to the category
 "Promoter and Promoter Group"

Sl. No.	Name of the shareholder	Total shares held		Shares pledged or		Details of		Details of Convertible		Total Shares (including underlying shares assuming full conversion of warrants and convertible securities) as a % of diluted share capital No. of shares	
		Number	As a % of grand total (A)+(B)+(C)	Number	% of Total Shares Held	As a % of grand total (A)+(B)+(C)	No of warrant held (VIII)	As a % total number of warrants of the same class	No of convertible securities held		As a % total number of convertible securities of the same class
1	DHANSHREE SYNTEX PVT LTD	200000	4.39	0	0.00	0.00	0	0.00	0	0.00	4.39
2	INANI COMMODITIES AND FINANCE LIMITED	309914	6.80	0	0.00	0.00	0	0.00	0	0.00	6.80
3	L.K.I. SECURITIES PVT LTD.	60000	1.32	0	0.00	0.00	0	0.00	0	0.00	1.32
4	LAKSHMIKANTH INANI	225100	4.94	0	0.00	0.00	0	0.00	0	0.00	4.94
5	RAMAKANTH INANI HUF	50700	1.11	0	0.00	0.00	0	0.00	0	0.00	1.11
6	RAMAKANTH INANI	664800	14.59	0	0.00	0.00	0	0.00	0	0.00	14.59
7	CHAMPADDEV I INANI	56400	1.24	0	0.00	0.00	0	0.00	0	0.00	1.24
8	VENUGOPAL INANI	283100	6.21	0	0.00	0.00	0	0.00	0	0.00	6.21
9	PRAMILA DEVI INANI	78500	1.72	0	0.00	0.00	0	0.00	0	0.00	1.72
10	ANITA INANI	74700	1.64	0	0.00	0.00	0	0.00	0	0.00	1.64
11	VISHNUKANTH INANI IN20362000000152, IN30102210322397	315600	6.92	0	0.00	0.00	0	0.00	0	0.00	6.92
12	SRIKUMAR INANI	71000	1.56	0	0.00	0.00	0	0.00	0	0.00	1.56
13	ANURADHA INANI	77800	1.71	0	0.00	0.00	0	0.00	0	0.00	1.71
14	BHARAT KUMAR INANI	73200	1.61	0	0.00	0.00	0	0.00	0	0.00	1.61
	TOTAL	2540814	55.75	0	0.00	0.00	0	0.00	0	0.00	55.75

FOR INANI SECURITIES LTD

 Managing Director


(D)(c) Statement showing Shareholding of persons belonging to the category "Public" and holding more than 1% of the total number of shares

Sl. No.	Name of the shareholder	No. of shares	Shares as % of Total No. of Shares	Details of Warrants		Details of		Total Shares (including underlying shares assuming full conversion of warrants and convertible securities) as a % of diluted share capital No. of shares
				No of warrants held	As a % total number of warrants of the same class	No of convertible securities held	% total number of convertible securities of the same class	
1	SWATI INANI	71000	1.56	0	0	0	0	1.56
2	SANGEETA,	108825	2.39	0	0	0	0	2.39
3	NIDHI INANI,	71000	1.56	0	0	0	0	1.56
4	VENUGOPAL INANI,	147009	3.23	0	0	0	0	3.23
5	V RAJESHWARI	105200	2.31	0	0	0	0	2.31
	TOTAL	503034	11.04	0	0	0	0	11.04

FOR INANI SECURITIES LTD.

 Managing Director

(D)(c) Statement showing Shareholding of persons belonging to the category "Public" and holding more than 5% of the total number of shares

Sl. No.	of the share	No. of shares	Shares as % of Total No. of Shares	Details of		Details of Convertible		Total Shares (including underlying shares assuming full conversion of warrants and convertible securities) as a % of diluted share capital No. of shares
				No of warrants held	As a % total number of warrants of the same class	No of convertible securities held	% total number of convertible securities of the same class	
1	TOTAL	0	0	0	0	0	0	0
	TOTAL							

For INAMI SECURITIES P.D.

 Managing Director

(I)(d) Statement showing details of locked-in shares

Sl. No	Name of the shareholder	Number of shares	Shares as % of Total No. of Shares	Category
	TOTAL	0	0	
	TOTAL			

(II)(a) Statement showing details of Depository Receipts (DRs)

Sl. No	Type of outstanding DR (ADRs, GDRs, SDRs, etc.)	Number of outstanding DRs	Number of shares underlying outstanding DRs	Shares underlying outstanding DRs as a percentage of total number of shares
1	TOTAL	0	0	0.00
	TOTAL			

(II)(b) Statement showing Holding of Depository Receipts (DRs), where underlying shares are in excess of 1% of the total number of shares

Sl. No	Name of the DR Holder	Type of outstanding DR (ADRs, GDRs, SDRs, etc.)	Number of shares underlying outstanding DRs	Shares underlying outstanding DRs as a percentage of total number of shares
1	TOTAL		0	0.00
	TOTAL			

FOR INANI SECURITIES LTD.

 Managing Director.