


**ADITYA BIRLA**



**IDEA Cellular**

Statement Showing Shareholding Pattern			
Name of the Company:		IDEA CELLULAR LIMITED	
Scrip Code (BSE): 532822	Name of the scrip: IDEA	Class of security: Equity Shares	
Quarter ended : 30.09.2014			
Partly paid-up shares:-	No. of partly paid-up shares	As a % of total no. of partly paid-up shares	As a % of total no. of shares of the Company
Held by Promoter/Promoter Group	NONE		
Held by Public			
Total			
Outstanding convertible securities:-	No. of outstanding securities	As a % of total no. of outstanding convertible securities	As a % of total no. of shares of the company, assuming full conversion of the convertible securities
Held by Promoter/Promoter Group	NONE		
Held by Public			
Total			
Warrants:-	No. of warrants	As a % of total no. of warrants	As a % of total no. of shares of the company, assuming full conversion of warrants
Held by Promoter/Promoter Group	NONE		
Held by Public			
Total			
Total paid-up capital of the company assuming full conversion of warrants and convertible securities		NONE	



For Idea Cellular Limited

*[Signature]*  
**Pankaj Kapdeo**  
Company Secretary




# ADITYA BIRLA

**IDEA Cellular**

Statement Showing Shareholding Pattern								
Name of the Company:		IDEA CELLULAR LIMITED						
Category code	Category of shareholder	Number of shareholders	Total number of shares	Number of shares held in dematerialized form	Total shareholding as a percentage of total number of shares		Shares pledged or otherwise encumbered	
					As a percentage of (A+B)	As a percentage of (A+B+C)	Number of shares	As a percentage (IX)-(VIII)/(IV)*100
					(VI)	(VII)		
(I)	(II)	(III)	(IV)	(V)	(VI)	(VII)	(VIII)	(IX)-(VIII)/(IV)*100
(A)	Shareholding of Promoter and Promoter Group							
1	Indian							
(a)	Individuals/ Hindu Undivided Family	1	233,333	233,333	0.01%	0.01%	0	0.00%
(b)	Central Government/ State Government(s)	0	0	0	0.00%	0.00%	N.A.	N.A.
(c)	Bodies Corporate	4	1,520,445,714	1,520,445,714	42.28%	42.28%	0	0.00%
(d)	Financial Institutions/ Banks	-	-	-	0.00%	0.00%	N.A.	N.A.
(e)	Any Other (Specify)	0	0	0	0.00%	0.00%	N.A.	N.A.
	Sub-Total (A)(1)	5	1,520,679,047	1,520,679,047	42.28%	42.28%	0	0.00%
2	Foreign							
(a)	Individuals (Non-Resident Individuals/ Foreign Individuals)	0	0	0	0.00%	0.00%	N.A.	N.A.
(b)	Bodies Corporate	0	0	0	0.00%	0.00%	N.A.	N.A.
(c)	Institutions	0	0	0	0.00%	0.00%	N.A.	N.A.
(d)	Qualified Foreign Investor	0	0	0	0.00%	0.00%	N.A.	N.A.
(e)	Any Other (specify)	0	0	0	0.00%	0.00%	N.A.	N.A.
	Sub-Total (A)(2)	0	0	0	0.00%	0.00%	-	-
	Total Shareholding of Promoter and Promoter Group (A)=(A)(1)+(A)(2)	5	1,520,679,047	1,520,679,047	42.28%	42.28%	0	0.00%
(B)	Public shareholding							
1	Institutions							
(a)	Mutual Funds/ UTI	98	45,609,464	45,609,464	1.27%	1.27%	N.A.	N.A.
(b)	Financial Institutions/ Banks	40	39,049,755	39,049,755	1.09%	1.09%	N.A.	N.A.
(c)	Central Government/ State Government(s)	0	0	0	0.00%	0.00%	N.A.	N.A.
(d)	Venture Capital Funds	1	3,350,000	3,350,000	0.09%	0.09%	N.A.	N.A.
(e)	Insurance Companies	3	53,165,817	53,165,817	1.48%	1.48%	N.A.	N.A.
(f)	Foreign Institutional Investors	457	897,585,852	897,585,852	24.98%	24.98%	N.A.	N.A.
(g)	Foreign Venture Capital Investors	0	0	0	0.00%	0.00%	N.A.	N.A.
(h)	Qualified Foreign Investor	0	0	0	0.00%	0.00%	N.A.	N.A.
(i)	Any Other (specify)	0	0	0	0.00%	0.00%	N.A.	N.A.
	Sub-Total (B)(1)	599	1,038,760,888	1,038,760,888	28.88%	28.88%	-	-
2	Non-institutions							
(a)	Bodies Corporate	1,494	23,700,305	23,700,305	0.66%	0.66%	N.A.	N.A.
(b)	Individuals -							
	i. Individual shareholders holding nominal share capital up to Rs. 1 lakh.	233,152	42,515,293	42,416,413	1.18%	1.18%	N.A.	N.A.
	ii. Individual shareholders holding nominal share capital in excess of Rs. 1 lakh.	253	8,824,083	8,799,458	0.25%	0.25%	N.A.	N.A.
(c)	Qualified Foreign Investor	0	0	0	0.00%	0.00%	N.A.	N.A.
(d)	Any Other (specify)							
	Individual Director	8	501,414	501,414	0.01%	0.01%	N.A.	N.A.
	NRI	2,742	1,670,815	1,665,815	0.05%	0.05%	N.A.	N.A.
	Trust	16	174,495	174,495	0.00%	0.00%	N.A.	N.A.
	Overseas Corporate Bodies	3	957,000,543	957,000,543	26.61%	26.61%	N.A.	N.A.
	Cleaning Members	179	2,726,614	2,726,614	0.08%	0.08%	N.A.	N.A.
	Sub-Total (B)(2)	237,815	1,037,113,562	1,036,985,057	28.84%	28.84%	-	-
	Total Public Shareholding (B)=(B)(1)+(B)(2)	238,414	2,075,874,450	2,075,745,945	57.72%	57.72%	-	-
	TOTAL (A)+(B)	238,419	3,596,553,497	3,596,424,992	100.00%	100.00%	0	0.00%
(C)	Shares held by Custodians and against which Depository Receipts have been issued	0	0	0	0.00%	0.00%	-	-
(1)	Promoter and Promoter Group	0	0	0	0.00%	0.00%	-	-
(2)	Public	0	0	0	0.00%	0.00%	N.A.	N.A.
	GRAND TOTAL (A)+(B)+(C)	238,419	3,596,553,497	3,596,424,992	100.00%	100.00%	0	0.00%

Note: The above Shareholding pattern comprises of 1,18,393 equity shares allotted on September 27, 2014, pursuant to the exercise of stock options by employees under ESOS Scheme. The Company received Listing approval for the said shares from Bombay Stock Exchange Ltd and National Stock Exchange of India Ltd on September 30, 2014. However the said shares were admitted for trading on both exchanges with effect from October 1, 2014



Idea Cellular Limited, 5th Floor "Windsor", Off C.S.T. Road, Kalina, Santacruz (East), Mumbai 400 098, India. Website: www.ideacellular.com  
Telephone: + 91 95940 04000 Fax: + 91 95940 03182 E mail: info@idea.adityabirla.com Corporate Identity Number: L32100GJ1996PLC030976

Registered Office : Suman Tower, Plot No. 18, Sector 11, Gandhinagar 382 011. Telephone: +91 79 6671 4000 Fax: +91 79 2323 2251

# ADITYA BIRLA





**IDEA Cellular**

(b) Statement Showing holding of securities (including shares, warrants, convertible securities) of persons belonging to the category "Promoter and Promoter Group"

Quarter ended : As on 30.09.2014

Sr. No.	Name of the Shareholder	Details of Shares Held		Encumbered shares			Details of warrants		Details of convertible securities		Total shares (including underlying shares assuming full conversion of warrants and convertible securities) as a % of diluted share capital
		No. of Shares held	As a % of grand total (A)+(B)+(C)	No.	As a Percentage	As a % of grand total (A) + (B) + (C) of sub-clause (f) (a)	Number of warrants held	As a % of total number of warrants of the same class	Number of convertible securities held	As a % of total number of convertible securities of the same class	
(I)	(II)	(III)	(IV)	(V)	(VI) = (V) / (III) * 100	(VII)	(VIII)	(IX)	(X)	(XI)	(XII)
1	Aditya Birla Nuvo Limited	837,526,221	23.29%	0	0.00%	0.00%	0	0.00%	0	0.00%	0
2	Birla TMT Holdings Pvt. Ltd.	283,565,373	7.88%	0	0.00%	0.00%	0	0.00%	0	0.00%	0
3	Hindalco Industries Limited	228,340,226	6.35%	0	0.00%	0.00%	0	0.00%	0	0.00%	0
4	Grasim Industries Limited	171,013,894	4.75%	0	0.00%	0.00%	0	0.00%	0	0.00%	0
5	Mr. Kumar Mangalam Birla	233,333	0.01%	0	0.00%	0.00%	0	0.00%	0	0.00%	0
	<b>Total</b>	<b>1,520,679,047</b>	<b>42.28%</b>	<b>0</b>	<b>0.00%</b>	<b>0.00%</b>	<b>0</b>	<b>0.00%</b>	<b>0</b>	<b>0.00%</b>	<b>0</b>



# ADITYA BIRLA





**IDEA Cellular**

(c)(i) Statement showing holding of securities (including shares, warrants, convertible securities) of persons belonging to the category "Public" and holding more than 1% of the total number of shares

Quarter ended : As on 30.09.2014

Sr. No.	Name of the Shareholder	Number of shares held	Shares as a percentage of total number of shares (i.e., Grand Total (A)+(B)+(C) indicated in Statement at para (i)(a) above)	Details of warrants		Details of convertible securities		Total shares (including underlying shares assuming full conversion of warrants and convertible securities) as a % of diluted share capital
				Number of warrants held	As a % of total number of warrants of the same class	Number of convertible securities held	% w.r.t. total number of convertible securities of the same class	
1	Axiata Investments 1 (India) Limited	464,734,670	12.92%	0	0.00%	0	0.00%	0
2	P5 Asia Investments (Mauritius) Ltd	245,000,000	6.81%	0	0.00%	0	0.00%	0
3	Axiata Investments 2 (India) Limited	247,265,873	6.88%	0	0.00%	0	0.00%	0
4	National Westminster Bank Plc As Deposit	58,245,825	1.62%	0	0.00%	0	0.00%	0
5	Vanguard International Growth Fund	63,579,383	1.77%	0	0.00%	0	0.00%	0
6	National Westminster Bank Plc As Deposit	42,812,632	1.19%					
	<b>Total</b>	<b>1,121,638,383</b>	<b>31.19%</b>	<b>0</b>	<b>0.00%</b>	<b>0</b>	<b>0.00%</b>	<b>0</b>



# ADITYA BIRLA




**IDEA Cellular**

(c)(ii) Statement showing holding of securities (including shares, warrants, convertible securities) of persons (together with PAC) belonging to the category "Public" and holding more than 5% of the total number of shares of the Company



Quarter ended : As on 30.09.2014

Sr. No.	Name(s) of the shareholder(s) and the Persons Acting in Concert (PAC) with them	Number of shares	Shares as a percentage of total number of shares (i.e., Grand Total (A)+(B)+(C) indicated in Statement at para (I)(a) above)	Details of warrants		Details of convertible securities		Total shares (including underlying shares assuming full conversion of warrants and convertible securities) as a % of diluted share capital
				Number of warrants held	As a % of total number of warrants of the same class	Number of convertible securities held	% w.r.t. total number of convertible securities of the same class	
1	Axiata Investments 1 (India) Limited	464,734,670	12.92%	0	0.00%	0	0.00%	0
2	P5 Asia Investments (Mauritius) Ltd	245,000,000	6.81%	0	0.00%	0	0.00%	0
3	Axiata Investments 2 (India) Limited	247,265,873	6.88%	0	0.00%	0	0.00%	0
	<b>Total</b>	<b>957,000,543</b>	<b>26.61%</b>	<b>0</b>	<b>0.00%</b>	<b>0</b>	<b>0.00%</b>	<b>0</b>



**ADITYA BIRLA****IDEA Cellular****(d) Statement Showing details of locked in shares****Quarter ended : As on 30.09.2014**

<b>S. No.</b>	<b>Name of the Shareholder</b>	<b>Number of shares</b>	<b>Locked in shares as a percentage of total number of shares (i.e. Grand Total (A)+(B)+(C) indicated in Statement at para (l)(a) above)</b>
1	Axiata Investments 2 (India) Limited	247,265,873	6.88%
<b>TOTAL</b>		<b>247,265,873</b>	<b>6.88%</b>



# ADITYA BIRLA



IDEA Cellular

## II(a) Statement Showing details of Depository Receipts (DRs)

Quarter ended : As on 30.09.2014

S. No.	Type of outstanding DR (ADRs, GDRs, SDRs, etc)	Number of outstanding DRs	Number of shares underlying outstanding DRs	Shares underlying outstanding DRs as a percentage of total number of shares {i.e. Grand Total (A)+(B)+(C) indicated in Statement at para (I)(a) above}
NONE				



# ADITYA BIRLA



IDEA Cellular

II(b) Statement showing holding of Depository Receipts (DRs), where underlying shares held by 'promoter/promoter group' are in excess of 1% of the total number of shares

Quarter ended : As on 30.09.2014

Sr. No.	Name of the DR Holder	Type of outstanding DR (ADRs, GDRs, SDRs, etc.)	No. of shares underlying outstanding DRs	Shares underlying outstanding DRs as a percentage of total number of shares (i.e., Grand Total (A)+(B)+(C) indicated in Statement at para (I)(a) above)
NONE				

