


(I)(a) **Statement showing Shareholding Pattern**

Name of the Company : ITC Limited			
Scrip Code, Name of the scrip, class of security : Scrip Code - ITC (NSE), 500875 (BSE) , 10000018 (CSE); Name of the scrip - ITC LTD; Class of security - Ordinary Shares			
Quarter ended : 31st March, 2015			
Partly paid-up shares:-	No. of partly paid-up shares	As a % of total no. of partly paid-up shares	As a % of total no. of shares of the company
Held by promoter / promoter group	0	0.00	0.00
Held by public	0	0.00	0.00
Total	0	0.00	0.00
Outstanding convertible securities:-	No. of outstanding securities	As a % of total no. of outstanding convertible securities	As a % of total no. of shares of the company, assuming full conversion of the convertible securities
Held by promoter / promoter group	0	0.00	0.00
Held by public <i>(See note below)</i>	0	0.00	0.00
Total	0	0.00	0.00
Warrants:-	No. of warrants	As a % of total no. of warrants	As a % of total no. of shares of the company, assuming full conversion of warrants
Held by promoter / promoter group	0	0.00	0.00
Held by public	0	0.00	0.00
Total	0	0.00	0.00
Total paid-up capital of the company, assuming full conversion of warrants and convertible securities	8015519541		

Note: Does not include underlying shares that would need to be issued upon exercise of Options granted under the Company's Employee Stock Option Schemes.



Category Code	Category of shareholder	Number of shareholders (Refer Note 1 below)	Total number of shares	Number of shares held in dematerialised form	Total shareholding as a percentage of total number of shares		Shares pledged or otherwise encumbered	
					As a percentage of (A+B)	As a percentage of (A+B+C)	Number of shares	As a percentage
(I)	(II)	(III)	(IV)	(V)	(VI)	(VII)	(VIII)	(IX) = (VIII)/(IV)*100
(A)	Promoter and Promoter Group							
(1)	Indian							
(a)	Individuals / Hindu Undivided Family	0	0	0	0.00	0.00	0	0.00
(b)	Central Government / State Government(s)	0	0	0	0.00	0.00	0	0.00
(c)	Bodies Corporate	0	0	0	0.00	0.00	0	0.00
(d)	Financial Institutions / Banks	0	0	0	0.00	0.00	0	0.00
(e)	Any Other (specify)	0	0	0	0.00	0.00	0	0.00
	Sub-Total (A)(1)	0	0	0	0.00	0.00	0	0.00
(2)	Foreign							
(a)	Individuals (Non-Resident Individuals / Foreign Individuals)	0	0	0	0.00	0.00	0	0.00
(b)	Bodies Corporate	0	0	0	0.00	0.00	0	0.00
(c)	Institutions	0	0	0	0.00	0.00	0	0.00
(d)	Qualified Foreign Investor	0	0	0	0.00	0.00	0	0.00
(e)	Any Other (specify)	0	0	0	0.00	0.00	0	0.00
	Sub-Total (A)(2)	0	0	0	0.00	0.00	0	0.00
	Total Shareholding of Promoter and Promoter Group (A) = (A)(1) + (A)(2)	0	0	0	0.00	0.00	0	0.00
(B)	Public shareholding						NA	NA
(1)	Institutions						NA	NA
(a)	Mutual Funds / UTI	399	1031520323	1030992321	12.90	12.87		
(b)	Financial Institutions / Banks	148	9223361	8682461	0.11	0.12		
(c)	Central Government / State Government(s)	0	0	0	0.00	0.00		
(d)	Venture Capital Funds	0	0	0	0.00	0.00		
(e)	Insurance Companies	59	1745306282	1745242797	21.83	21.77		
(f)	Foreign Institutional Investors	809	1341605225	1341346315	16.78	16.74		
(g)	Foreign Venture Capital Investors	0	0	0	0.00	0.00		
(h)	Qualified Foreign Investor	0	0	0	0.00	0.00		
(i)	Any Other : Foreign Portfolio Investor	140	319036559	319036559	3.99	3.98		
	Sub-Total (B)(1)	1555	4446691750	4445300453	55.61	55.48		
(2)	Non-Institutions						NA	NA
(a)	Bodies Corporate	4152	263815414	262731047	3.30	3.29		
(b)	Individuals - i. Individual shareholders holding nominal share capital up to Rs. 1 lakh. ii. Individual shareholders holding nominal share capital in excess of Rs. 1 lakh.	506960 666	672411861 131697670	553361295 115287790	8.41 1.65	8.39 1.64		
(c)	Qualified Foreign Investor	0	0	0	0.00	0.00		
(d)	Any Other : (i) NRIs (ii) Foreign Companies (iii) Foreign Nationals (iv) Trust (v) Clearing Members	9940 6 10 72 420	44228456 2413686872 518951 13432898 9072534	34511971 610772 74711 13432898 9072534	0.55 30.19 0.01 0.17 0.11	0.55 30.11 0.01 0.17 0.11		
	Sub-Total (B)(2)	522226	3548864656	989083018	44.39	44.27		
	Total Public Shareholding (B) = (B)(1) + (B)(2)	523781	7995556406	5434383471	100.00	99.75	NA	NA
	TOTAL (A) + (B)	523781	7995556406	5434383471	100.00	99.75		
(C)	Shares held by Custodians and against which Depository Receipts have been issued	2	19963135	19936135	NA	0.25	NA	NA
(1)	Promoter and Promoter Group	0	0	0	NA	0.00		
(2)	Public (Refer Note 2 below)	2	19963135	19936135	NA	0.25		
	GRAND TOTAL (A) + (B) + (C)	523783	8015519541	5454319606	NA	100.00	0	0.00

NA - Not applicable

Note: (1) The 'number of shareholders' data is based on DP ID & CL ID Nos. (in respect of shares held in dematerialised form) and Account Nos. (in respect of shares held in physical form).


(2) Although these shares do not qualify as 'Public Shareholding' in terms of Rule 2(e) of the Securities Contracts (Regulation) Rules, 1957, the same has been shown under the sub-head 'Public' in the absence of any other appropriate sub-head.



(1)(b) Statement showing holding of securities (including shares, warrants, convertible securities) of persons belonging to the category "Promoter and Promoter Group"

NOT APPLICABLE

Sr. No.	Name of the shareholder	Details of shares held		Encumbered shares			Details of warrants		Details of convertible securities		Total shares (including underlying shares assuming full conversion of warrants and convertible securities) as a % of diluted share capital
		No. of shares held	As a % of grand total (A)+(B)+(C)	No.	As a percentage	As a % of grand total (A)+(B)+(C) of sub-clause (I)(a)	Number of warrants held	As a % total number of warrants of the same class	Number of convertible securities held	As a % total number of convertible securities of the same class	
(I)	(II)	(III)	(IV)	(V)	(VI) = (V)/(III)*100	(VII)	(VIII)	(IX)	(X)	(XI)	(XII)
	-	0	0.00	0	0.00	0.00	0	0.00	0	0.00	0
	TOTAL										



(IX)(c)(i) Statement showing holding of securities (including shares, warrants, convertible securities) of persons belonging to the category "Public" and holding more than 1% of the total number of shares

Sr. No.	Name of the shareholder	Number of shares held	Shares as a percentage of total number of shares (i.e., Grand Total (A) + (B) + (C) indicated in Statement at para (IX)(a) above)	Details of warrants		Details of convertible securities		Total shares (including underlying shares assuming full conversion of warrants and convertible securities) as a % of diluted share capital
				Number of warrants held	As a % total number of warrants of the same class	Number of convertible securities held	% w.r.t total number of convertible securities of the same class	
1	Tobacco Manufacturers (India) Limited	1985564880	24.77	0	0.00	0	0.00	24.77
2	Life Insurance Corporation of India	1155035797	14.41	0	0.00	0	0.00	14.41
3	Specified Undertaking of the Unit Trust of India	896724540	11.19	0	0.00	0	0.00	11.19
4	Myddleton Investment Co. Limited	324207960	4.05	0	0.00	0	0.00	4.05
5	The New India Assurance Company Limited	153463435	1.91	0	0.00	0	0.00	1.91
6	General Insurance Corporation of India	143225552	1.79	0	0.00	0	0.00	1.79
7	The Oriental Insurance Company Limited	121562293	1.52	0	0.00	0	0.00	1.52
8	National Insurance Company Limited	119599840	1.49	0	0.00	0	0.00	1.49
9	Rothmans International Enterprises Limited	103303260	1.29	0	0.00	0	0.00	1.29
	TOTAL	5002687557	62.42	0	0.00	0	0.00	62.42


(IX)(c)(ii) Statement showing holding of securities (including shares, warrants, convertible securities) of persons (together with PAC) belonging to the category "Public" and holding more than 5% of the total number of shares of the company

Sr. No.	Name(s) of the shareholder(s) and the Persons Acting in Concert with them	Number of shares	Shares as a percentage of total number of shares (i.e., Grand Total (A) + (B) + (C) indicated in Statement at para (IX)(a) above)	Details of warrants		Details of convertible securities		Total shares (including underlying shares assuming full conversion of warrants and convertible securities) as a % of diluted share capital
				Number of warrants held	As a % total number of warrants of the same class	Number of convertible securities held	% w.r.t total number of convertible securities of the same class	
1	Persons Acting In Concert (PAC) (a) Tobacco Manufacturers (India) Limited (b) Myddleton Investment Co. Limited (c) Rothmans International Enterprises Limited Sub-Total:	1985564880 324207960 103303260 2413076100	24.77 4.05 1.29 30.11	0 0 0 0	0.00 0.00 0.00 0.00	0 0 0 0	0.00 0.00 0.00 0.00	24.77 4.05 1.29 30.11
2	Life Insurance Corporation of India	1155035797	14.41	0	0.00	0	0.00	14.41
3	Specified Undertaking of the Unit Trust of India	896724540	11.19	0	0.00	0	0.00	11.19
	TOTAL	4464836437	55.71	0	0.00	0	0.00	55.71

* The Company has received only this disclosure with respect to shareholding of PAC in terms of SEBI (Substantial Acquisition of Shares and Takeovers) Regulations, 2011.

(IX)(d) Statement showing details of locked-in shares

Sr. No.	Name of the shareholder	Number of locked-in shares	Locked-in shares as a percentage of total number of shares (i.e., Grand Total (A) + (B) + (C) indicated in Statement at para (IX)(a) above)
		0	0.00
	TOTAL		




(II)(a) Statement showing details of Depository Receipts (DRs)

Sr. No.	Type of outstanding DR (ADRs, GDRs, SDRs, etc.)	Number of outstanding DRs	Number of shares underlying outstanding DRs	Shares underlying outstanding DRs as a percentage of total number of shares {i.e., Grand Total (A) + (B) + (C) indicated in Statement at para (I)(a) above}
1	GDRs	19963135	19963135	0.25
TOTAL		19963135	19963135	0.25

(II)(b) Statement showing holding of Depository Receipts (DRs), where underlying shares held by 'promoter / promoter group' are in excess of 1% of the total number of shares

NOT APPLICABLE

Sr. No.	Name of the DR Holder	Type of outstanding DR (ADRs, GDRs, SDRs, etc.)	Number of shares underlying outstanding DRs	Shares underlying outstanding DRs as a percentage of total number of shares {i.e., Grand Total (A) + (B) + (C) indicated in Statement at para (I)(a) above}
-	-	-	0	0.00
TOTAL				



(III)(a) **Statement showing the voting pattern of shareholders, if more than one class of shares/securities is issued by the issuer.**

(Give description of voting rights for each class of security.)

Class X:

Class Y:

Class Z:)

NOT APPLICABLE

Category Code	Category of shareholder	Number of Voting Rights held in each class of securities			Total Voting Rights (III+IV+V)	Total Voting Rights i.e. (VI)	
		Class X	Class Y	Class Z		As a percentage of (A+B)	As a percentage of (A+B+C)
(I)	(II)	(III)	(IV)	(V)	(VI)	(VII)	(VIII)
(A)	Promoter and Promoter Group						
(1)	Indian						
(a)	Individuals / Hindu Undivided Family						
(b)	Central Government / State Government(s)						
(c)	Bodies Corporate						
(d)	Financial Institutions / Banks						
(e)	Any Other (specify)						
	Sub-Total (A)(1)						
(2)	Foreign						
(a)	Individuals (Non-Resident Individuals / Foreign Individuals)						
(b)	Bodies Corporate						
(c)	Institutions						
(d)	Any Other (specify)						
	Sub-Total (A)(2)						
	Total Shareholding of Promoter and Promoter Group (A) = (A)(1) + (A)(2)						
(B)	Public shareholding						
(1)	Institutions						
(a)	Mutual Funds / UTI						
(b)	Financial Institutions / Banks						
(c)	Central Government / State Government(s)						
(d)	Venture Capital Funds						
(e)	Insurance Companies						
(f)	Foreign Institutional Investors						
(g)	Foreign Venture Capital Investors						
(h)	Any Other (specify)						
	Sub-Total (B)(1)						
(2)	Non-Institutions						
(a)	Bodies Corporate						
(b)	Individuals - i. Individual shareholders holding nominal share capital up to Rs. 1 lakh. ii. Individual shareholders holding nominal share capital in excess of Rs. 1 lakh						
(c)	Any Other (specify):						
	Sub-Total (B)(2)						
	Total Public Shareholding (B) = (B)(1) + (B)(2)						
	TOTAL (A) + (B)						
(C)	Shares held by Custodians and against which Depository Receipts have been issued						
	GRAND TOTAL (A) + (B) + (C)						

