



**ITC Limited**  
Virginia House  
37 J. L. Nehru Road  
Kolkata 700 071, India  
Tel. : 91 33 2288 9371  
Fax : 91 33 2288 4016 / 1256 / 2259 / 2260

10<sup>th</sup> April, 2014

The Manager  
Listing Department  
National Stock Exchange  
of India Ltd.  
Exchange Plaza  
Plot No. C-1, G Block  
Bandra-Kurla Complex  
Bandra (East)  
Mumbai 400 051

The General Manager  
Corporate Relationship Dept.  
BSE Ltd.  
1<sup>st</sup> floor, New Trading Ring  
Rotunda Building, P.J. Towers  
Dalal Street, Fort  
Mumbai 400 001

The Secretary  
The Calcutta Stock  
Exchange Ltd.  
7, Lyons Range  
Kolkata 700 001

Dear Sirs,

**Shareholding Pattern as on Quarter ended 31<sup>st</sup> March, 2014**

We enclose the Company's Shareholding Pattern as on quarter ended 31<sup>st</sup> March, 2014 in the prescribed format, in terms of the requirement of Clause 35 of the Listing Agreement.

Yours faithfully,  
ITC Limited

(R. K. Singhi)  
Sr. Deputy Secretary

Encl. as above




cc: Securities Exchange Commission  
Division of Corporate Finance  
Office of International Corporate Finance  
Mail Stop 3-9  
450 Fifth Street  
Washington DC 20549  
U.S.A.

cc: Societe de la Bourse de Luxembourg  
35A Boulevard Joseph II  
L-1840 Luxembourg.

(I)(a) **Statement showing Shareholding Pattern**

<b>Name of the Company :</b> ITC Limited			
<b>Scrip Code, Name of the scrip, class of security :</b> Scrip Code - ITC (NSE), 500875 (BSE) , 10000018 (CSE); Name of the scrip - ITC LTD; Class of security - Ordinary Shares			
<b>Quarter ended :</b> 31st March, 2014			
Partly paid-up shares:-	No. of partly paid-up shares	As a % of total no. of partly paid-up shares	As a % of total no. of shares of the company
Held by promoter / promoter group	0	0.00	0.00
Held by public	0	0.00	0.00
<b>Total</b>	0	0.00	0.00
Outstanding convertible securities:-	No. of outstanding securities	As a % of total no. of outstanding convertible securities	As a % of total no. of shares of the company, assuming full conversion of the convertible securities
Held by promoter / promoter group	0	0.00	0.00
Held by public <i>(See note below)</i>	0	0.00	0.00
<b>Total</b>	0	0.00	0.00
Warrants:-	No. of warrants	As a % of total no. of warrants	As a % of total no. of shares of the company, assuming full conversion of warrants
Held by promoter / promoter group	0	0.00	0.00
Held by public	0	0.00	0.00
<b>Total</b>	0	0.00	0.00
<b>Total paid-up capital of the company, assuming full conversion of warrants and convertible securities</b>	7953182950		

**Note:** Does not include underlying shares that would need to be issued upon exercise of Options granted under the Company's Employee Stock Option Schemes.




Category Code	Category of shareholder	Number of shareholders (Refer Note 1 below)	Total number of shares	Number of shares held in dematerialised form	Total shareholding as a percentage of total number of shares		Shares pledged or otherwise encumbered	
					As a percentage of (A+B)	As a percentage of (A+B+C)	Number of shares	As a percentage
(I)	(II)	(III)	(IV)	(V)	(VI)	(VII)	(VIII)	(IX) = (VIII)/(IV)*100
<b>(A)</b>	<b>Promoter and Promoter Group</b>							
<b>(1)</b>	<b>Indian</b>							
(a)	Individuals / Hindu Undivided Family	0	0	0	0.00	0.00	0	0.00
(b)	Central Government / State Government(s)	0	0	0	0.00	0.00	0	0.00
(c)	Bodies Corporate	0	0	0	0.00	0.00	0	0.00
(d)	Financial Institutions / Banks	0	0	0	0.00	0.00	0	0.00
(e)	Any Other (specify)	0	0	0	0.00	0.00	0	0.00
	<b>Sub-Total (A)(1)</b>	<b>0</b>	<b>0</b>	<b>0</b>	<b>0.00</b>	<b>0.00</b>	<b>0</b>	<b>0.00</b>
<b>(2)</b>	<b>Foreign</b>							
(a)	Individuals (Non-Resident Individuals / Foreign Individuals)	0	0	0	0.00	0.00	0	0.00
(b)	Bodies Corporate	0	0	0	0.00	0.00	0	0.00
(c)	Institutions	0	0	0	0.00	0.00	0	0.00
(d)	Qualified Foreign Investor	0	0	0	0.00	0.00	0	0.00
(e)	Any Other (specify)	0	0	0	0.00	0.00	0	0.00
	<b>Sub-Total (A)(2)</b>	<b>0</b>	<b>0</b>	<b>0</b>	<b>0.00</b>	<b>0.00</b>	<b>0</b>	<b>0.00</b>
	<b>Total Shareholding of Promoter and Promoter Group (A) = (A)(1) + (A)(2)</b>	<b>0</b>	<b>0</b>	<b>0</b>	<b>0.00</b>	<b>0.00</b>	<b>0</b>	<b>0.00</b>
<b>(B)</b>	<b>Public shareholding</b>						NA	NA
<b>(1)</b>	<b>Institutions</b>						NA	NA
(a)	Mutual Funds / UTI	362	1055609040	1055081190	13.31	13.28		
(b)	Financial Institutions / Banks	110	4159199	3603449	0.05	0.05		
(c)	Central Government / State Government(s)	0	0	0	0.00	0.00		
(d)	Venture Capital Funds	0	0	0	0.00	0.00		
(e)	Insurance Companies	63	1697955255	1697891775	21.41	21.35		
(f)	Foreign Institutional Investors	961	1532106319	1531832449	19.31	19.26		
(g)	Foreign Venture Capital Investors	0	0	0	0.00	0.00		
(h)	Qualified Foreign Investor	0	0	0	0.00	0.00		
(i)	Any Other (specify)	0	0	0	0.00	0.00		
	<b>Sub-Total (B)(1)</b>	<b>1496</b>	<b>4289829813</b>	<b>4288408863</b>	<b>54.08</b>	<b>53.94</b>		
<b>(2)</b>	<b>Non-Institutions</b>						NA	NA
(a)	Bodies Corporate	3598	354095975	352996705	4.46	4.45		
(b)	Individuals -							
	i. Individual shareholders holding nominal share capital up to Rs. 1 lakh.	423371	674132691	546628184	8.50	8.47		
	ii. Individual shareholders holding nominal share capital in excess of Rs. 1 lakh.	676	135966385	118672105	1.71	1.71		
(c)	Qualified Foreign Investor	2	609	609	0.00	0.00		
(d)	Any Other :							
	(i) NRIs	8313	41901731	31437156	0.53	0.53		
	(ii) Foreign Companies	7	2413509216	433116	30.43	30.35		
	(iii) Foreign Nationals	12	529023	84783	0.01	0.01		
	(iv) Trust	67	9680168	9680168	0.12	0.12		
	(v) Clearing Members	449	12755719	12755719	0.16	0.16		
	<b>Sub-Total (B)(2)</b>	<b>436495</b>	<b>3642571517</b>	<b>1072688545</b>	<b>45.92</b>	<b>45.80</b>		
	<b>Total Public Shareholding (B) = (B)(1) + (B)(2)</b>	<b>437991</b>	<b>7932401330</b>	<b>5361097408</b>	<b>100.00</b>	<b>99.74</b>	<b>NA</b>	<b>NA</b>
	<b>TOTAL (A) + (B)</b>	<b>437991</b>	<b>7932401330</b>	<b>5361097408</b>	<b>100.00</b>	<b>99.74</b>		
<b>(C)</b>	<b>Shares held by Custodians and against which Depository Receipts have been issued</b>	<b>2</b>	<b>20781620</b>	<b>20754620</b>	<b>NA</b>	<b>0.26</b>	<b>NA</b>	<b>NA</b>
<b>(1)</b>	<b>Promoter and Promoter Group</b>	<b>0</b>	<b>0</b>	<b>0</b>	<b>NA</b>	<b>0.00</b>		
<b>(2)</b>	<b>Public (Refer Note 2 below)</b>	<b>2</b>	<b>20781620</b>	<b>20754620</b>	<b>NA</b>	<b>0.26</b>		
	<b>GRAND TOTAL (A) + (B) + (C)</b>	<b>437993</b>	<b>7953182950</b>	<b>5381852028</b>	<b>NA</b>	<b>100.00</b>	<b>0</b>	<b>0.00</b>

NA - Not applicable

**Note:** (1) The 'number of shareholders' data is based on DP ID & CL ID Nos. (in respect of shares held in dematerialised form) and Account Nos. (in respect of shares held in physical form).

(2) Although these shares do not qualify as 'Public Shareholding' in terms of Rule 2(e) of the Securities Contracts (Regulation) Rules, 1957, the same has been shown under the sub-head 'Public' in the absence of any other appropriate sub-head.






**(I)(b) Statement showing holding of securities (including shares, warrants, convertible securities) of persons belonging to the category “Promoter and Promoter Group”**

**NOT APPLICABLE**

Sr. No.	Name of the shareholder	Details of shares held		Encumbered shares			Details of warrants		Details of convertible securities		Total shares (including underlying shares assuming full conversion of warrants and convertible securities) as a % of diluted share capital
		No. of shares held	As a % of grand total (A)+(B)+(C)	No.	As a percentage	As a % of grand total (A)+(B)+(C) of sub-clause (I)(a)	Number of warrants held	As a % total number of warrants of the same class	Number of convertible securities held	As a % total number of convertible securities of the same class	
(I)	(II)	(III)	(IV)	(V)	(VI) = (V)/(III)*100	(VII)	(VIII)	(IX)	(X)	(XI)	(XII)
	-	0	0.00	0	0.00	0.00	0	0.00	0	0.00	0
TOTAL											



(I)(c)(i) **Statement showing holding of securities (including shares, warrants, convertible securities) of persons belonging to the category “Public” and holding more than 1% of the total number of shares**

Sr. No.	Name of the shareholder	Number of shares held	Shares as a percentage of total number of shares {i.e., Grand Total (A) + (B) + (C) indicated in Statement at para (I)(a) above}	Details of warrants		Details of convertible securities		Total shares (including underlying shares assuming full conversion of warrants and convertible securities) as a % of diluted share capital
				Number of warrants held	As a % total number of warrants of the same class	Number of convertible securities held	% w.r.t total number of convertible securities of the same class	
1	Tobacco Manufacturers (India) Limited	1985564880	24.96	0	0.00	0	0.00	24.96
2	Life Insurance Corporation of India	1102829844	13.87	0	0.00	0	0.00	13.87
3	Specified Undertaking of the Unit Trust of India	896724540	11.28	0	0.00	0	0.00	11.28
4	Myddleton Investment Co. Limited	324207960	4.08	0	0.00	0	0.00	4.08
5	The New India Assurance Company Limited	157425155	1.98	0	0.00	0	0.00	1.98
6	General Insurance Corporation of India	143500540	1.80	0	0.00	0	0.00	1.80
7	The Oriental Insurance Company Limited	124382292	1.56	0	0.00	0	0.00	1.56
8	National Insurance Company Limited	117511590	1.48	0	0.00	0	0.00	1.48
9	Rothmans International Enterprises Limited	103303260	1.30	0	0.00	0	0.00	1.30
<b>TOTAL</b>		<b>4955450061</b>	<b>62.31</b>	<b>0</b>	<b>0.00</b>	<b>0</b>	<b>0.00</b>	<b>62.31</b>


(I)(c)(ii) **Statement showing holding of securities (including shares, warrants, convertible securities) of persons (together with PAC) belonging to the category “Public” and holding more than 5% of the total number of shares of the company**

Sr. No.	Name(s) of the shareholder(s) and the Persons Acting in Concert with them	Number of shares	Shares as a percentage of total number of shares {i.e., Grand Total (A) + (B) + (C) indicated in Statement at para (I)(a) above}	Details of warrants		Details of convertible securities		Total shares (including underlying shares assuming full conversion of warrants and convertible securities) as a % of diluted share capital
				Number of warrants held	As a % total number of warrants of the same class	Number of convertible securities held	% w.r.t total number of convertible securities of the same class	
1	<b>Persons Acting In Concert (PAC)*</b>							
	(a) Tobacco Manufacturers (India) Limited	1985564880	24.96	0	0.00	0	0.00	24.96
	(b) Myddleton Investment Co. Limited	324207960	4.08	0	0.00	0	0.00	4.08
	(c) Rothmans International Enterprises Limited	103303260	1.30	0	0.00	0	0.00	1.30
	<b>Sub-Total:</b>	<b>2413076100</b>	<b>30.34</b>	<b>0</b>	<b>0.00</b>	<b>0</b>	<b>0.00</b>	<b>30.34</b>
2	Life Insurance Corporation of India	1102829844	13.87	0	0.00	0	0.00	13.87
3	Specified Undertaking of the Unit Trust of India	896724540	11.28	0	0.00	0	0.00	11.28
<b>TOTAL</b>		<b>4412630484</b>	<b>55.49</b>	<b>0</b>	<b>0.00</b>	<b>0</b>	<b>0.00</b>	<b>55.49</b>

\* The Company has received only this disclosure with respect to shareholding of PAC in terms of SEBI (Substantial Acquisition of Shares and Takeovers) Regulations, 2011.

(I)(d) **Statement showing details of locked-in shares**

Sr. No.	Name of the shareholder	Number of locked-in shares	Locked-in shares as a percentage of total number of shares {i.e., Grand Total (A) + (B) + (C) indicated in Statement at para (I)(a) above}
	-	0	0.00
<b>TOTAL</b>			




(II)(a) Statement showing details of Depository Receipts (DRs)

Sr. No.	Type of outstanding DR (ADRs, GDRs, SDRs, etc.)	Number of outstanding DRs	Number of shares underlying outstanding DRs	Shares underlying outstanding DRs as a percentage of total number of shares {i.e., Grand Total (A) + (B) + (C) indicated in Statement at para (I)(a) above}
1	GDRs	20781620	20781620	0.26
TOTAL		20781620	20781620	0.26

(II)(b) Statement showing holding of Depository Receipts (DRs), where underlying shares held by 'promoter / promoter group' are in excess of 1% of the total number of shares

NOT APPLICABLE

Sr. No.	Name of the DR Holder	Type of outstanding DR (ADRs, GDRs, SDRs, etc.)	Number of shares underlying outstanding DRs	Shares underlying outstanding DRs as a percentage of total number of shares {i.e., Grand Total (A) + (B) + (C) indicated in Statement at para (I)(a) above}
-	-	-	0	0.00
TOTAL				



(III)(a) **Statement showing the voting pattern of shareholders, if more than one class of shares/securities is issued by the issuer.**

(Give description of voting rights for each class of security.

Class X:

Class Y:

Class Z:)

**NOT APPLICABLE**

Category Code	Category of shareholder	Number of Voting Rights held in each class of securities			Total Voting Rights (III+IV+V)	Total Voting Rights i.e. (VI)	
		Class X	Class Y	Class Z		As a percentage of (A+B)	As a percentage of (A+B+C)
(I)	(II)	(III)	(IV)	(V)	(VI)	(VII)	(VIII)
(A)	<b>Promoter and Promoter Group</b>						
(1)	<b>Indian</b>						
(a)	Individuals / Hindu Undivided Family						
(b)	Central Government / State Government(s)						
(c)	Bodies Corporate						
(d)	Financial Institutions / Banks						
(e)	Any Other (specify)						
	<b>Sub-Total (A)(1)</b>						
(2)	<b>Foreign</b>						
(a)	Individuals (Non-Resident Individuals / Foreign Individuals)						
(b)	Bodies Corporate						
(c)	Institutions						
(d)	Any Other (specify)						
	<b>Sub-Total (A)(2)</b>						
	<b>Total Shareholding of Promoter and Promoter Group (A) = (A)(1) + (A)(2)</b>						
(B)	<b>Public shareholding</b>						
(1)	<b>Institutions</b>						
(a)	Mutual Funds / UTI						
(b)	Financial Institutions / Banks						
(c)	Central Government / State Government(s)						
(d)	Venture Capital Funds						
(e)	Insurance Companies						
(f)	Foreign Institutional Investors						
(g)	Foreign Venture Capital Investors						
(h)	Any Other (specify)						
	<b>Sub-Total (B)(1)</b>						
(2)	<b>Non-Institutions</b>						
(a)	Bodies Corporate						
(b)	Individuals - i. Individual shareholders holding nominal share capital up to Rs. 1 lakh.  ii. Individual shareholders holding nominal share capital in excess of Rs. 1 lakh						
(c)	Any Other (specify):						
	<b>Sub-Total (B)(2)</b>						
	<b>Total Public Shareholding (B) = (B)(1) + (B)(2)</b>						
	<b>TOTAL (A) + (B)</b>						
(C)	<b>Shares held by Custodians and against which Depository Receipts have been issued</b>						
	<b>GRAND TOTAL (A) + (B) + (C)</b>						

