


(1)(a) STATEMENT SHOWING SHAREHOLDING PATTERN IN CLAUSE-35


NAME OF THE COMPANY: IRB INFRASTRUCTURE DEVELOPERS LTD		SYMBOL : IRB	
SCRIP CODE:	532947		
Class of Security:			
QUARTER ENDED:	30/09/2014		
Partly paid-up shares		As a % of total no. of partly paid-up shares	As a % of total no. of shares of the Company.
Held by promoter/promoter group		0	0
Held by Public		0	0
Total:		0	0
Outstanding convertible securities:			As a % of total no. of shares of the Company assuming full conversion of the convertible securities
Held by promoter/promoter group		0	0
Held by Public		0	0
Total:		0	0
Warrants:			As a % of total no. of shares of the Company, assuming full conversion of warrants
Held by promoter/promoter group		0	0
Held by Public		0	0
Total:		0	0
Total paid-up capital of the Company, assuming full conversion of warrants and convertible securities			
	332364110	0	100.00




Vinod

(1) (a)	Statement showing Shareholding Pattern as on 30.09.2014							
Name of the Company: IRB Infrastructure Developers Limited								
Scrip Code: BSE : 532947, NSE: IRB								
Quarter ended: 30.09.2014								
Category Code	Category of Shareholder	Total number of shareholders	Number of shares	Number of shares held in dematerialized form	Total shareholding as a percentage of total number of shares		Shares pledged or otherwise encumbered	
					As a percentage of (A+B)[1]	As a percentage of (A+B+C)	Number of shares	As a percentage
(I)	(II)	(III)	(IV)	(V)	(VI)	(VII)	(VIII)	(IX)=(VIII)/(IV)*100
(A)	Shareholding of Promoter and Promoter Group[2]							
(1)	Indian							
(a)	Individuals/ Hindu Undivided Family	6	198618323	198618323	59.76	59.76	712808	0.36
(b)	Central Government/ State Government(s)	0	0	0	0.00	0.00	0	0.00
(c)	Bodies Corporate	3	4499482	4499482	1.35	1.35	787192	17.50
(d)	Financial Institutions/ Banks	0	0	0	0.00	0.00	0	0.00
(e)	Any Other (specify)	0	0	0	0.00	0.00	0	0.00
	Sub-Total (A)(1)	9	203117805	203117805	61.11	61.11	1500000	0.74
(2)	Foreign							
(a)	Individuals (Non-Resident Individuals/ Foreign Individuals)	0	0	0	0.00	0.00	0	0.00
(b)	Bodies Corporate	0	0	0	0.00	0.00	0	0.00
(c)	Institutions	0	0	0	0.00	0.00	0	0.00
(d)	Qualified Foreign Investor	0	0	0	0.00	0.00	0	0.00
(e)	Any Other (specify)	0	0	0	0.00	0.00	0	0.00
	Sub-Total (A)(2)	0	0	0	0.00	0.00	0	0.00
	Total Shareholding of Promoter and Promoter Group (A)=(A)(1)+(A)(2)	9	203117805	203117805	61.11	61.11	1500000	0.74
Category code	Category of shareholder	Total number of shareholders	Number of shares	Number of shares held in dematerialized form	Total shareholding as a percentage of total number of shares			
					As a percentage of (A+B)[1]	As a percentage of (A+B+C)		
(B)	Public shareholding[3]						N.A.	N.A.
(1)	Institutions						N.A.	N.A.
(a)	Mutual Funds/ UTI	37	15262345	15262345	4.59	4.59		
(b)	Financial Institutions/ Banks	6	4652548	4652548	1.40	1.40		
(c)	Central Government/ State Government(s)	0	0	0	0.00	0.00		
(d)	Venture Capital Funds	0	0	0	0.00	0.00		
(e)	Insurance Companies	0	0	0	0.00	0.00		
(f)	Foreign Institutional Investors	162	78895555	78895555	23.74	23.74		
(g)	Foreign Venture Capital Investors	0	0	0	0.00	0.00		
(h)	Qualified Foreign Investor	0	0	0	0.00	0.00		
(i)	Any Other (specify)	0	0	0	0.00	0.00		
	Sub-Total (B)(1)	205	98810448	98810448	29.73	29.73		
(2)	Non-institutions						N.A.	N.A.
(a)	Bodies Corporate	1314	11152402	11152402	3.36	3.36		
(b)	Individuals							
	(i) Individuals holding nominal share capital upto Rs.1 lakh	85645	15054389	15054291	4.53	4.53		
	(ii) Individuals holding nominal share capital in excess of Rs.1 lakh	93	2644251	2644251	0.80	0.80		
(c)	Qualified Foreign Investor	0	0	0	0.00	0.00		
(d)	Any Other (specify)							
	Other Directors' relatives	2	2213	2213	0.00	0.00		
	Non Resident Indians	1157	765587	765587	0.23	0.23		
	Clearing Members	255	814543	814543	0.25	0.25		
	Trust	4	2472	2472	0.00	0.00		
	Sub-Total (B)(2)	88470	30435857	30435759	9.16	9.16		
	Total Public Shareholding (B)=(B)(1)+(B)(2)	88675	129246305	129246207	38.89	38.89	N.A.	N.A.
	TOTAL (A)+(B)	88684	332364110	332364012	100.00	100.00	1500000	0.45
(C)	Shares held by Custodians and against which Depository Receipts have been issued	0	0	0	0.00	0.00	N.A.	N.A.
	GRAND TOTAL (A)+(B)+(C)	88684	332364110	332364012	100.00	100.00	1500000	0.45

V. Mani





Virendra

Statement showing holding of securities (including shares, warrants, convertible securities) of persons belonging to the category "Promoter and Promoter Group"										
Name of the shareholder	Details of Shares held				Details of Warrants				Total Shares (including underlying shares assuming full conversion of warrants and convertible securities) as a % of diluted share	
	No. of Shares held	As a % of grand total (A)+(B)+(C)	Pledge Shares	AS a percentage (VI)=(V)/(III)*100	AS a % of grand total (A) + (B) + (C) of sub-clause (I)(a)	Number of warrants held	As a % total number of warrants of the same class	Number of convertible securities held		As a % total number of convertible securities of the same class
(II)	(III)	(IV)	(V)	(VI)=(V)/(III)*100	(VII)	(VIII)	(IX)	(X)	(XI)	(XII)
VIRENDRA DATTATRAYA MHAISKAR JOINTLY WITH DEEPAI VIRENDRA MHAISKAR	111968220	33.69		0	0.00	0	0	0	0.00	33.69
VIRENDRA DATTATRAYA MHAISKAR (HUF)	78638795	23.66		0	0.00	0	0	0	0.00	23.66
IDEAL SOFT TECH PARK PRIVATE LIMITED	37100000	1.53		0	0.00	0	0	0	0.00	1.53
DEEPAI VIRENDRA MHAISKAR JOINTLY WITH VIRENDRA DATTATRAYA MHAISKAR	16144000	1.12		0	0.00	0	0	0	0.00	1.12
DATTATRAY PANDURANG MHAISKAR	1295908	0.49		0	0.00	0	0	0	0.00	0.49
IDEAL TOLL AND INFRASTRUCTURE PVT LTD	787482	0.39	712808	55.00	0.21	0	0	0	0.00	0.39
IDEAL TOLL AND INFRASTRUCTURE PRIVATE LTD	2000	0.24	787192	99.96	0.24	0	0	0	0.00	0.24
VIRENDRA DATTATRAYA MHAISKAR	1000	0.00	0	0.00	0.00	0	0	0	0.00	0.00
TOTAL :	203117805	61.11	1500000	0.74	0.45	0	0	0	0.00	61.11

Statement showing holding of securities (including shares, warrants, convertible securities) of persons belonging to the category "Public" and holding more than 1% of the total number of									
Name of the shareholder	Details of shares held				Details of convertible securities				Total Shares (including underlying shares assuming full conversion of warrants and convertible securities) as a % of diluted share
	Number of shares held	Shares as a percentage of total number of shares (i.e., Grant total (A)+(B)+(C) indicated in Statement at para (I)(a) above)	Number of warrants held	As a % total number of warrants of the same class	Number of convertible securities held	% w.r.t total number of convertible securities of the same class	Number of warrants held	As a % total number of warrants of the same class	
HSBC GLOBAL INVESTMENT FUNDS A/C HSBC GIF MAURITIUS LIMITED	10231878	3.08	0	0.00	0	0.00	0	0.00	3.08
PLATINUM INVESTMENT MANAGEMENT LIMITED A/C PLATINUMASIA FUND	7723717	2.32	0	0.00	0	0.00	0	0.00	2.32
LIFE INSURANCE CORPORATION OF INDIA	4283053	1.29	0	0.00	0	0.00	0	0.00	1.29
SBI LIFE INSURANCE CO. LTD	3433725	1.03	0	0.00	0	0.00	0	0.00	1.03
TOTAL :	25672373	7.72	0	0.00	0	0.00	0	0.00	7.72

Sr.No.	Statement showing holding of securities (including shares, warrants, convertible securities) of persons (together with PAC) belonging to the category "Public" and holding more than 5% of the total number of shares of the company	Details of warrants			Total shares (including underlying shares assuming full conversion of warrants and convertible securities) as a % of diluted share capital		
		Name(s) of the shareholder(s) and the Persons Acting in Concert (PAC) with them	Number of shares held	Shares as a percentage of total number of shares (i.e., Grand total (A)+(B)+(C) indicated in Statement at para (i)(a) above)	Number of warrants held	As a % total number of warrants of the same class	Number of convertible securities held
1							
	TOTAL :						

(i)(d) Statement showing details of locked-in shares


Sr. No.	Name of the shareholder	Number of locked-in shares	Locked-in shares as a percentage of total number of shares (i.e., Grand Total (A)+(B)+(C) indicated in Statement at para (i)(a) above)	Promoters / Promoter Group/ Public
1				
	TOTAL			

(ii)(a) STATEMENT SHOWING DETAILS OF DEPOSITORY RECEIPTS (DRS)

Sr. No.	Type of outstanding DR (ADRs, GDRs, SDRs, etc.)	Number of outstanding DRS		Shares underlying as a percentage of total number of shares (i.e., Grand Total (A)+(B)+(C) indicated in Statement at para (i)(a) above)
		Number of outstanding DRS	Number of shares underlying outstanding DRS	
1				
	TOTAL			

(ii)(b) Statement showing Holding of Depository Receipts (DRs), where underlying shares are in excess of 1% of the total number of shares

Sr. No.	Name of the DR Holder	Type of outstanding DR (ADRs, GDRs, SDRs, etc.)	Number of shares underlying outstanding DRS	Shares underlying outstanding DRS as a percentage of total number of shares (i.e., Grand Total (A)+(B)+(C) indicated in Statement at para (i)(a) above)
1				



Handwritten signature