



(1)(a) STATEMENT SHOWING SHAREHOLDING PATTERN IN CLAUSE-35			
NAME OF THE COMPANY: IRB INFRASTRUCTURE DEVELOPERS LTD		SYMBOL : IRB	
SCRIP CODE:	532947		
Class of Security:			
QUARTER ENDED:	31/03/2015		
Partly paid-up shares		As a % of total no. of partly paid-up shares	As a % of total no. of shares of the Company.
Held by promoter/promoter group	0	0	0
Held by Public	0	0	0
Total:	0	0	0
Outstanding convertible securities:		As a % of total no. of outstanding convertible securities.	As a % of total no. of shares of the Company assuming full conversion of the convertible securities
Held by promoter/promoter group	0	0	0
Held by Public	0	0	0
Total:	0	0	0
Warrants:		As a % of total no. of warrants	As a % of total no. of shares of the Company, assuming full conversion of warrants
Held by promoter/promoter group	0	0	0
Held by Public	0	0	0
Total:	0	0	0
Total paid-up capital of the Company, assuming full conversion of warrants and convertible securities	351450000	0	100.00




Amur

Statement showing Shareholding Pattern as on 31.03.2015									
Name of the Company: IRB Infrastructure Developers Limited									
Scrip Code: BSE : 532947, NSE: IRB									
Quarter ended: 31.03.2015									
Category Code	Category of Shareholder	Total number of shareholders	Number of shares	Number of shares held in dematerialized form	Total shareholding as a percentage of total number of shares		Shares pledged or otherwise encumbered		
					As a percentage of (A+B)[1]	As a percentage of (A+B+C)	Number of shares	As a percentage (IX)=(VIII)/(IV)*100	
(I)	(II)	(III)	(IV)	(V)	(VI)	(VII)	(VIII)	(IX)	
(A)	PROMOTER AND PROMOTER GROUP								
(1)	INDIAN								
(a)	Individual /HUF	6	198618323	198618323	56.51	56.51	712808	0.36	
(b)	Central Government/State Government(s)	0	0	0	0.00	0.00	0	0.00	
(c)	Bodies Corporate	3	4499482	4499482	1.28	1.28	787192	17.50	
(d)	Financial Institutions / Banks	0	0	0	0.00	0.00	0	0.00	
(e)	Others	0	0	0	0.00	0.00	0	0.00	
	Sub-Total A(1) :	9	203117805	203117805	57.79	57.79	1500000	0.74	
(2)	FOREIGN								
(a)	Individuals (NRIs/Foreign Individuals)	0	0	0	0.00	0.00	0	0.00	
(b)	Bodies Corporate	0	0	0	0.00	0.00	0	0.00	
(c)	Institutions	0	0	0	0.00	0.00	0	0.00	
(d)	Qualified Foreign Investor	0	0	0	0.00	0.00	0	0.00	
(e)	Others	0	0	0	0.00	0.00	0	0.00	
	Sub-Total A(2) :	0	0	0	0.00	0.00	0	0.00	
	Total A=A(1)+A(2)	9	203117805	203117805	57.79	57.79	1500000	0.74	
Category Code	Category of Shareholder	Total number of shareholders	Number of shares	Number of shares held in dematerialized form	Total shareholding as a percentage of total number of shares				
					As a percentage of (A+B)[1]	As a percentage of (A+B+C)			
(B)	PUBLIC SHAREHOLDING						N.A.	N.A.	
(1)	INSTITUTIONS						N.A.	N.A.	
(a)	Mutual Funds /UTI	63	26087930	26087930	7.42	7.42			
(b)	Financial Institutions /Banks	4	2096909	2096909	0.60	0.60			
(c)	Central Government / State Government(s)	0	0	0	0.00	0.00			
(d)	Venture Capital Funds	0	0	0	0.00	0.00			
(e)	Insurance Companies	0	0	0	0.00	0.00			
(f)	Foreign Institutional Investors	185	94696624	94696624	26.94	26.94			
(g)	Foreign Venture Capital Investors	0	0	0	0.00	0.00			
(h)	Qualified Foreign Investor	0	0	0	0.00	0.00			
(i)	Others	0	0	0	0.00	0.00			
	Sub-Total B(1) :	252	122881463	122881463	34.96	34.96			
(2)	NON-INSTITUTIONS						N.A.	N.A.	
(a)	Bodies Corporate	1070	7824096	7824096	2.23	2.23			
(b)	Individuals								
	(i) Individuals holding nominal share capital upto Rs.1 lakh	79142	13051783	13051685	3.71	3.71			
	(ii) Individuals holding nominal share capital in excess of Rs.1 lakh	71	2358451	2358451	0.67	0.67			
(c)	Qualified Foreign Investor	0	0	0	0.00	0.00			
(d)	Others								
	DIRECTORS AND THEIR RELATIVES	5	3565	3565	0.00	0.00			
	CLEARING MEMBERS	148	1520563	1520563	0.43	0.43			
	NON RESIDENT INDIANS	1103	691274	691274	0.20	0.20			
	TRUSTS	4	1000	1000	0.00	0.00			
	Sub-Total B(2) :	81543	25450732	25450634	7.24	7.24			
	Total B=B(1)+B(2) :	81795	148332195	148332097	42.21	42.21	N.A.	N.A.	
	Total (A+B) :	81804	351450000	351449902	100.00	100.00	1500000	0.43	
(C)	Shares held by custodians, against which Depository Receipts have been issued	0	0	0	0	0.00	N.A.	N.A.	
	GRAND TOTAL (A+B+C) :	81804	351450000	351449902	100.00	100.00	1500000	0.43	


V. M. S.



(i)(b) Sr.No	Statement showing holding of securities (including shares, warrants, convertible securities) of persons belonging to the category "Promoter and Promoter Group"										Total Shares (including underlying shares assuming full conversion of warrants and convertible securities) as a % of diluted share capital	
	Details of Shares held			Encumbered shares (*)			Details of Warrants					Details of convertible securities
Name of the Shareholder	No. of Shares held	As a % of grand total (A)+(B)+(C)	Pledge Shares	AS a percentage (V)= $\frac{(V)}{(iii)}$ * 100	AS a % of grand total (A) + (B) + (C) of sub-clause (i)(a)	Number of warrants held	As a % total number of warrants of the same class	Number of convertible securities held	As a % total number of convertible securities of the same class	(X)	(XI)	(XII)
(ii)	(iii)	(iv)	(v)	(vi)= $\frac{(v)}{(iii)}$ * 100	(vii)	(viii)	(ix)	(x)	(xi)	(xii)		
1	VIRENDRA DATTATRAYA MHAISKAR JOINTLY WITH DEEPAI VIRENDRA MHAISKAR	111968220	31.86	0	0.00	0	0.00	0	0.00	0	0.00	31.86
2	VIRENDRA DATTATRAYA MHAISKAR (HUF)	78638795	22.38	0	0.00	0	0.00	0	0.00	0	0.00	22.38
3	VIRENDRA DATTATRAYA MHAISKAR (HUF)	5100000	1.45	0	0.00	0	0.00	0	0.00	0	0.00	1.45
4	IDEAL SOFT TECH PARK PRIVATE LIMITED	3710000	1.06	0	0.00	0	0.00	0	0.00	0	0.00	1.06
5	DEEPAI VIRENDRA MHAISKAR JOINTLY WITH VIRENDRA DATTATRAYA MHAISKAR	1614400	0.46	0	0.00	0	0.00	0	0.00	0	0.00	0.46
6	DATTATRAY PANDURANG MHAISKAR	1295908	0.37	712808	55.00	0	0.00	0	0.00	0	0.00	0.37
7	IDEAL TOLL AND INFRASTRUCTURE PVT LTD	787482	0.22	787192	99.96	0	0.00	0	0.00	0	0.00	0.22
8	IDEAL TOLL AND INFRASTRUCTURE PRIVATE LTD	2000	0.00	0	0.00	0	0.00	0	0.00	0	0.00	0.00
9	VIRENDRA DATTATRAYA MHAISKAR	1000	0.00	0	0.00	0	0.00	0	0.00	0	0.00	0.00
	TOTAL :	203117805	57.79	1500000	0.74	0.43	0	0.00	0	0.00	0	57.79




(i)(c)(i) Sr.No.	Statement showing holding of securities (including shares, warrants, convertible securities) of persons belonging to the category "Public" and holding more than 1% of the total number of shares Name of the shareholder	Number of shares held	Shares as a percentage of total number of shares (i.e., Grant total (A)+(B)+(C) indicated in Statement at para (i)(a) above)	Details of warrants		Details of convertible securities		Total shares (including underlying shares assuming full conversion of warrants and convertible securities) as a % of diluted share capital)
				Number of warrants held	As a % total number of warrants of the same class	Number of convertible securities held	% w.r.t total number of convertible securities of the same class	
1	PLATINUM ASIA FUND	12399388	3.53	0	0.00	0	0.00	3.53
2	HSBC GLOBAL INVESTMENT FUNDS A/C HSBC GIF MAURITIUS LIMITED	7192073	2.05	0	0.00	0	0.00	2.05
3	GOVERNMENT OF SINGAPORE	5187837	1.48	0	0.00	0	0.00	1.48
4	INVECO ASIA INFRASTRUCTURE FUND	3873275	1.10	0	0.00	0	0.00	1.10
5	ALLIANCE BERNSTEIN INDIA GROWTH FUND (MAURITIUS) LIMITED	3799303	1.08	0	0.00	0	0.00	1.08
6	GOVERNMENT PENSION FUND GLOBAL	3613228	1.03	0	0.00	0	0.00	1.03
	TOTAL :	36065104	10.26	0	0.00	0	0.00	10.26



Amran

(I)(c)(ii) Statement showing holding of securities (including shares, warrants, convertible securities) of persons (together with PAC) belonging to the category "Public" and holding more than 5% of the total number of shares of the company								
Sr.No.	Name(s) of the shareholder(s) and the Persons Acting in Concert (PAC) with them	Number of shares held	Shares as a percentage of total number of shares (i.e., Grand total (A)+(B)+(C) indicated in Statement at para (I)(a) above}	Details of warrants		Details of convertible securities		Total shares (including underlying shares assuming full conversion of warrants and convertible securities) as a % of diluted share capital)
				Number of warrants held	As a % total number of warrants of the same class	Number of convertible securities held	% w.r.t total number of convertible securities of the same class	
1	--	--	--	--	--	--	--	--
TOTAL :		--	--	--	--	--	--	--

(I)(d) STATEMENT SHOWING DETAILS OF LOCKED-IN SHARES"				
Sr.No.	Name of the shareholder	Number of locked-in shares	Locked-in shares as a (%) percentage of total number of shares (i.e., Grand Total (A)+(B)+(C) Indicated in Statement at para (I)(a) above}	Promoter/Promoter Group/Public
1	--	--	--	--
TOTAL :		--	--	--



(II)(a) STATEMENT SHOWING DETAILS OF DEPOSITORY RECEIPTS (DRS)				
Sr. No.	Type of outstanding DR (ADRs, GDRs, SDRs, etc.)	Number of outstanding DRs	Number of shares underlying outstanding DRs	Shares underlying outstanding DRs as a percentage of total number of shares (i.e., Grand Total (A)+(B)+(C) indicated in Statement at para (I)(a))
1	--	--	--	--
TOTAL		--	--	--

(II)(b) Statement showing Holding of Depository Receipts (DRs), where underlying shares are in excess of 1% of the total number of shares				
Sr. No.	Name of the DR Holder	Type of outstanding DR (ADRs, GDRs, SDRs, etc.)	Number of shares underlying outstanding DRs	Shares underlying outstanding DRs as a percentage of total number of shares (i.e., Grand Total (A)+(B)+(C) indicated in Statement at para (I)(a))
1	-	-	-	-
2	-	-	-	-

V. M. M.

