



(1)(a) STATEMENT SHOWING SHAREHOLDING PATTERN IN CLAUSE-35			
NAME OF THE COMPANY: IRB INFRASTRUCTURE DEVELOPERS LTD			
SCRIP CODE:	532947	SYMBOL : IRB	
Class of Security:			
QUARTER ENDED:	31/12/2014		
Partly paid-up shares	No. of partly paid-up shares	As a % of total no. of partly paid-up shares	As a % of total no. of shares of the Company.
Held by promoter/promoter group	0	0	0
Held by Public	0	0	0
Total:	0	0	0
Outstanding convertible securities:	No. of outstanding securities	As a % of total no. of outstanding convertible securities.	As a % of total no. of shares of the Company assuming full conversion of the convertible securities
Held by promoter/promoter group	0	0	0
Held by Public	0	0	0
Total:	0	0	0
Warrants:	No. of warrants	As a % of total no. of warrants	As a % of total no. of shares of the Company, assuming full conversion of warrants
Held by promoter/promoter group	0	0	0
Held by Public	0	0	0
Total:	0	0	0
Total paid-up capital of the Company, assuming full conversion of warrants and convertible securities	332364110	0	100.00



Arjun

(1) (a) Statement showing Shareholding Pattern as on 31.12.2014								
Name of the Company: IRB Infrastructure Developers Limited								
Scrip Code: BSE : 532947, NSE: IRB								
Quarter ended: 31.12.2014								
Category Code	Category of Shareholder	Total number of shareholders	Number of shares	Number of shares held in dematerialized form	Total shareholding as a percentage of total number of shares		Shares pledged or otherwise encumbered	
					As a percentage of (A+B)[1]	As a percentage of (A+B+C)	Number of shares	As a percentage (IX)=(VIII)/(IV)* 100
(I)	(II)	(III)	(IV)	(V)	(VI)	(VII)	(VIII)	(IX)=(VIII)/(IV)* 100
(A)	Shareholding of Promoter and Promoter Group[2]							
(1)	INDIAN							
(a)	Individual /HUF	6	198618323	198618323	59.76	59.76	712808	0.36
(b)	Central Government/State Government(s)	0	0	0	0.00	0.00	0	0.00
(c)	Bodies Corporate	3	4499482	4499482	1.35	1.35	787192	17.50
(d)	Financial Institutions / Banks	0	0	0	0.00	0.00	0	0.00
(e)	Any Other (specify)	0	0	0	0.00	0.00	0	0.00
	Sub-Total A(1) :	9	203117805	203117805	61.11	61.11	1500000	0.74
(2)	FOREIGN							
(a)	Individuals (NRIs/Foreign Individuals)	0	0	0	0.00	0.00	0	0.00
(b)	Bodies Corporate	0	0	0	0.00	0.00	0	0.00
(c)	Institutions	0	0	0	0.00	0.00	0	0.00
(d)	Qualified Foreign Investor	0	0	0	0.00	0.00	0	0.00
(e)	Any Other (specify)	0	0	0	0.00	0.00	0	0.00
	Sub-Total A(2) :	0	0	0	0.00	0.00	0	0.00
	Total Shareholding of Promoter and Promoter Group (A)=(A)(1)+(A)(2)	9	203117805	203117805	61.11	61.11	1500000	0.74
(B)	Public shareholding[3]						N.A.	N.A.
(1)	Institutions						N.A.	N.A.
(a)	Mutual Funds /UTI	46	19481563	19481563	5.86	5.86		
(b)	Financial Institutions /Banks	4	2110735	2110735	0.64	0.64		
(c)	Central Government / State Government(s)	0	0	0	0.00	0.00		
(d)	Venture Capital Funds	0	0	0	0.00	0.00		
(e)	Insurance Companies	0	0	0	0.00	0.00		
(f)	Foreign Institutional Investors	153	81888190	81888190	24.64	24.64		
(g)	Foreign Venture Capital Investors	0	0	0	0.00	0.00		
(h)	Qualified Foreign Investor	0	0	0	0.00	0.00		
(i)	Any Other (specify)	0	0	0	0.00	0.00		
	Sub-Total B(1) :	203	103480488	103480488	31.13	31.13		
(2)	Non-Institutions						N.A.	N.A.
(a)	Bodies Corporate	1129	9120443	9120443	2.74	2.74		
(b)	Individuals							
	(i) Individuals holding nominal share capital upto Rs.1 lakh	77798	13138472	13138374	3.95	3.95		
	(ii) Individuals holding nominal share capital in excess of Rs.1 lakh	78	2336216	2336216	0.70	0.70		
(c)	Qualified Foreign Investor	0	0	0	0.00	0.00		
(d)	Any Other (specify)							
	Other Directors' relatives	2	2413	2413	0.00	0.00		
	Non Resident Indians	1051	692699	692699	0.21	0.21		
	Clearing Members	326	473102	473102	0.14	0.14		
	Trust	4	2472	2472	0.00	0.00		
	Sub-Total B(2) :	80388	25765817	25765719	7.75	7.75		
	Total B=B(1)+B(2) :	80591	129246305	129246207	38.89	38.89	N.A.	N.A.
	Total (A+B) :	80600	332364110	332364012	100.00	100.00	1500000	0.45
(C)	Shares held by custodians, against which Depository Receipts have been issued	0	0	0	0	0.00	N.A.	N.A.
	GRAND TOTAL (A)+(B)+(C)	80600	332364110	332364012	100.00	100.00	1500000	0.45

V. Mahan



(i)(b) Sr.No	Statement showing holding of securities (including shares, warrants, convertible securities) of persons belonging to the category "Promoter and Promoter Group"	Details of Shares held			Encumbered shares (*)			Details of Warrants			Details of convertible securities		Total Shares (including underlying shares assuming full conversion of warrants and convertible securities) as a % of diluted share capital
		Name of the Shareholder	No. of Shares held (iii)	As a % of grand total (A)+(B)+(C)	Pledge Shares (V)	AS a percentage (VI)=(VI)/(iii)* 100	AS a % of grand total (A) + (B) + (C) of sub-clause (i)(a)	Number of warrants held (viii)	As a % total number of warrants of the same class (ix)	Number of convertible securities held (x)	As a % total number of convertible securities of the same class (xi)	(xii)	
1	VIRENDRA DATTATRAYA MHAISKAR JOINTLY WITH DEEPAI VIRENDRA MHAISKAR	111968220	33.69	0	0.00	0.00	0	0.00	0	0.00	0.00	33.69	
2	VIRENDRA DATTATRAYA MHAISKAR (HUF)	78638795	23.66	0	0.00	0.00	0	0.00	0	0.00	0.00	23.66	
3	VIRENDRA DATTATRAYA MHAISKAR (HUF)	5100000	1.53	0	0.00	0.00	0	0.00	0	0.00	0.00	1.53	
4	IDEAL SOFT TECH PARK PRIVATE LIMITED	3710000	1.12	0	0.00	0.00	0	0.00	0	0.00	0.00	1.12	
5	DEEPAI VIRENDRA MHAISKAR JOINTLY WITH VIRENDRA DATTATRAYA MHAISKAR	1614400	0.49	0	0.00	0.00	0	0.00	0	0.00	0.00	0.49	
6	DATTATRAY PANDURANG MHAISKAR	1295908	0.39	712808	55.00	0.21	0	0.00	0	0.00	0.00	0.39	
7	IDEAL TOLL AND INFRASTRUCTURE PVT LTD	787482	0.24	787192	99.96	0.24	0	0.00	0	0.00	0.00	0.24	
8	IDEAL TOLL AND INFRASTRUCTURE PRIVATE LTD	2000	0.00	0	0.00	0.00	0	0.00	0	0.00	0.00	0.00	
9	VIRENDRA DATTATRAYA MHAISKAR	1000	0.00	0	0.00	0.00	0	0.00	0	0.00	0.00	0.00	
	TOTAL :	203117805	61.11	1500000	0.74	0.45	0	0.00	0	0.00	0.00	61.11	




Amman

Statement showing holding of securities (including shares, warrants, convertible securities) of persons belonging to the category "Public" and holding more than 1% of the total number of shares								
Sr.No.	Name of the shareholder	Number of shares held	Shares as a percentage of total number of shares (i.e., Grant total (A)+(B)+(C) indicated in Statement at para (I)(a) above)	Details of warrants		Details of convertible securities		Total shares (including underlying shares assuming full conversion of warrants and convertible securities) as a % of diluted share capital)
				Number of warrants held	As a % total number of warrants of the same class	Number of convertible securities held	% w.r.t total number of convertible securities of the same class	
1	HSBC GLOBAL INVESTMENT FUNDS A/C HSBC GIF MAURITIUS LIMITED	10061062	3.03	0	0.00	0	0.00	3.03
2	PLATINUM ASIA FUND	7723717	2.32	0	0.00	0	0.00	2.32
3	GOVERNMENT OF SINGAPORE	4938988	1.49	0	0.00	0	0.00	1.49
TOTAL :		22723767	6.84	0	0.00	0	0.00	6.84

Statement showing holding of securities (including shares, warrants, convertible securities) of persons (together with PAC) belonging to the category "Public" and holding more than 5% of the total number of shares of the company								
Sr.No.	Name(s) of the shareholder(s) and the Persons Acting in Concert (PAC) with them	Number of shares held	Shares as a percentage of total number of shares (i.e., Grant total (A)+(B)+(C) indicated in Statement at para (I)(a) above)	Details of warrants		Details of convertible securities		Total shares (including underlying shares assuming full conversion of warrants and convertible securities) as a % of diluted share capital)
				Number of warrants held	As a % total number of warrants of the same class	Number of convertible securities held	% w.r.t total number of convertible securities of the same class	
1	--	--	--	--	--	--	--	--
TOTAL :		--	--	--	--	--	--	--

V. Manu



(I)(d) Statement showing details of locked-in shares				
Sr. No.	Name of the shareholder	Number of locked-in shares	Locked-in shares as a percentage of total number of shares (i.e., Grand Total (A)+(B)+(C) indicated in Statement at para (I)(a) above)	Promoters / Promoter Group/ Public
1	--	--	--	--
TOTAL		--	--	--

(II)(a) STATEMENT SHOWING DETAILS OF DEPOSITORY RECEIPTS (DRS)				
Sr. No.	Type of outstanding DR (ADRs, GDRs, SDRs, etc.)	Number of outstanding DRs	Number of shares underlying outstanding DRs	Shares underlying outstanding DRs as a percentage of total number of shares (i.e., Grand Total (A)+(B)+(C) indicated in Statement at para (I)(a) above)
1	--	--	--	--
TOTAL		--	--	--

(II)(b) Statement showing Holding of Depository Receipts (DRs), where underlying shares				
Sr. No.	Name of the DR Holder	Type of outstanding DR (ADRs, GDRs, SDRs, etc.)	Number of shares underlying outstanding DRs	Shares underlying outstanding DRs as a percentage of total number of shares (i.e., Grand Total (A)+(B)+(C) indicated in Statement at para (I)(a) above)
1	-	-	-	-
2	-	-	-	-

