


Introductory sub-table (I)(a)

<b>Name of the Company: IMP POWERS LIMITED</b>			
<b>Scrip Code, Name of the scrip, class of security: Scrip Code: BSE : 517571, NSE Symbol: INDLMETER ; Class of Security: Equity</b>			
<b>quarter ended: 30th June, 2014</b>			
<b>Partly paid-up shares:-</b>			
	<b>No. of partly paid-up shares</b>	<b>As a % of total no. of partly paid-up shares</b>	<b>As a % of total no. of shares of the company</b>
Held by promoter/promoter group	0	0	0
Held by public	0	0	0
<b>Total</b>	<b>0</b>	<b>0</b>	<b>0</b>
<b>Outstanding convertible securities:-</b>			
	<b>No. of outstanding securities</b>	<b>As a % of total no. of outstanding convertible securities</b>	<b>As a % of total no. of shares of the company, assuming full conversion of the convertible securities</b>
Held by promoter/promoter group	0	0	0
Held by public	0	0	0
<b>Total</b>	<b>0</b>	<b>0</b>	<b>0</b>
<b>Warrants:-</b>			
	<b>No. of warrants</b>	<b>As a % of total no. of warrants</b>	<b>As a % of total no. of shares of the company, assuming full conversion of warrants</b>
Held by promoter/promoter group	0	0	0
Held by public	0	0	0
<b>Total</b>	<b>0</b>	<b>0</b>	<b>0</b>
<b>Total paid-up capital of the company, assuming full conversion of warrants and convertible securities</b>	<b>8136563</b>	<b>0</b>	<b>0</b>




**Statement Showing Shareholding Pattern**

Category code	Category of Shareholder	Number of Shareholders	Table (I)(a)		Total shareholding as a percentage of total number of shares		Shares Pledged or otherwise encumbered	
			Total number of shares	Number of shares held in dematerialized form	As a percentage of (A+B) <sup>1</sup>	As a percentage of (A+B+C)	Number of shares	As a percentage
(I)	(II)	(III)	(IV)	(V)	(VI)	(VII)	(VIII)	(IX)= (VIII)/(IV)*100
<b>(A)</b>	<b>Shareholding of Promoter and Promoter Group<sup>2</sup></b>							
<b>1</b>	<b>Indian</b>							
(a)	Individuals/ Hindu Undivided Family	7	1284402	1284402	15.78	15.78	184619	14.37
(b)	Central Government/ State Government(s)	0	0	0	0.00	0.00	0	0.00
(c)	Bodies Corporate	8	2863801	2863801	35.20	35.20	2436969	85.10
(d)	Financial Institutions/ Banks	0	0	0	0.00	0.00	0	0.00
(e)	Any Others(Specify)	0	0	0	0.00	0.00	0	0.00
(e-i)		0	0	0	0.00	0.00	0	0.00
(e-ii)		0	0	0	0.00	0.00	0	0.00
	<b>Sub Total(A)(1)</b>	<b>15</b>	<b>4148203</b>	<b>4148203</b>	<b>50.98</b>	<b>50.98</b>	<b>2621588</b>	<b>63.20</b>
<b>2</b>	<b>Foreign</b>							
a	Individuals (Non-Residents Individuals/ Foreign Individuals)	0	0	0	0.00	0.00	0	0.00
b	Bodies Corporate	0	0	0	0.00	0.00	0	0.00
c	Institutions	0	0	0	0.00	0.00	0	0.00
d	Any Others(Specify)	0	0	0	0.00	0.00	0	0.00
e-i					0.00	0.00	0	0.00
e-ii					0.00	0.00	0	0.00
	<b>Sub Total(A)(2)</b>	<b>0</b>	<b>0</b>	<b>0</b>	<b>0.00</b>	<b>0.00</b>	<b>0</b>	<b>0.00</b>
	<b>Total Shareholding of Promoter and Promoter Group (A)= (A)(1)+(A)(2)</b>	<b>15</b>	<b>4148203</b>	<b>4148203</b>	<b>50.98</b>	<b>50.98</b>	<b>2621588</b>	<b>63.20</b>
<b>(B)</b>	<b>Public shareholding</b>							
<b>1</b>	<b>Institutions</b>							
(a)	Mutual Funds/ UTI	0	0	0	0.00	0.00		
(b)	Financial Institutions / Banks	1	344206	344206	4.23	4.23		
(c)	Central Government/ State Government(s)	0	0	0	0.00	0.00		
(d)	Venture Capital Funds	0	0	0	0.00	0.00		
(e)	Insurance Companies	0	0	0	0.00	0.00		
(f)	Foreign Institutional Investors	0	0	0	0.00	0.00		
(g)	Foreign Venture Capital Investors	0	0	0	0.00	0.00		
(h)	Qualified Foreign Investor	0	0	0	0.00	0.00		
(i)	Any Other (specify)	0	0	0	0.00	0.00		
(i-i)								
(i-ii)								
	<b>Sub-Total (B)(1)</b>	<b>1</b>	<b>344206</b>	<b>344206</b>	<b>4.23</b>	<b>4.23</b>		





<b>B 2</b>	<b>Non-institutions</b>							
(a)	Bodies Corporate	132	1806825	1806625	22.21	22.21		
(b)	Individuals							
I	Individuals -i. Individual shareholders holding nominal share capital up to Rs 1 lakh	4465	1463191	1406584	17.98	17.98		
II	ii. Individual shareholders holding nominal share capital in excess of Rs. 1 lakh.	15	324508	324508	3.99	3.99		
(c)	Qualified Foreign Investor	0	0	0	0.00	0.00		
(d)	Any Other (specify)							
(d-i)	Clearing Members	51	22658	22658	0.28	0.28		
(d-ii)	Non Resident Indians	41	26972	26972	0.33	0.33		
	<b>Sub-Total (B)(2)</b>	<b>4704</b>	<b>3644154</b>	<b>3587347</b>	<b>44.79</b>	<b>44.79</b>		
(B)	<b>Total Public Shareholding (B)= (B)(1)+(B)(2)</b>	<b>4705</b>	<b>3988360</b>	<b>3931553</b>	<b>49.02</b>	<b>49.02</b>		
	<b>TOTAL (A)+(B)</b>	<b>4720</b>	<b>8136563</b>	<b>8079756</b>	<b>100.00</b>	<b>100.00</b>		
(C)	<b>Shares held by Custodians and against which Depository Receipts have been issued</b>							
1	Promoter and Promoter Group	0	0	0	0	0.00		0.00
2	Public	0	0	0	0	0.00		0.00
	<b>Sub-Total (C)</b>	<b>0</b>	<b>0</b>	<b>0</b>	<b>0</b>	<b>0</b>	<b>0</b>	<b>0</b>
	<b>GRAND TOTAL (A)+(B)+(C)</b>	<b>4720</b>	<b>8136563</b>	<b>8079756</b>	<b>0</b>	<b>100.00</b>	<b>2621588</b>	<b>32.22</b>



Sr.No	Notes
1	NAMES, NUMBER OF SHARES HELD & PERCENTAGE OF SHAREHOLDING OF ENTITIES/PERSONS HOLDING MORE THAN 1% OF THE SHARES OF THE COMPANY IN PUBLIC GROUP CATEGORY IS AS PER ANNEXURE .
2	The Foreign Shareholding ( NRI /FII ) is 26972 equity shares representing 0.33 % of the paid up equity share capital.
3	The Company has not issued any ADR/GDR.
4	The company has issued 1180000 Compulsorily Convertible Preference Shares convertible into Equity Shares within 18 months from the date of allotment to persons other than Promoter group ,500000 Warrants convertible into equity shares within 18 months from the date of allotment to Promoter group and 2,00,000 warrants convertible into equity shares within 12 months from the date of allotment to person other than promoter group on 14.9.07.
5	Of the 5,00,000 warrants issued to promoter group the company has converted 1,00,000 warrants into 1,00,000 equity shares on 29.03.08 and 1,50,000 warrants into 1,50,000 equity shares on 10.09.08, as per the option exercised by Mangalam Laboratories Pvt ltd.
6	Due to non-payment of 90% of balance amount due & payable by allottee promoter group of 2,50,000 warrants by 13 <sup>th</sup> March,2009 the company has forfeited the 10% upfront amount paid by allottee at the time of allotment of warrants as per the resolution passed in the meeting of board of directors held on 28 <sup>th</sup> April 2009.
7	Due to non-payment of 90% of balance amount due & payable by allottee -person other than promoter group of 2,00,000 warrants by 13 <sup>th</sup> September,2008 the company has forfeited the 10% upfront amount paid by allottee at the time of allotment of warrants.
8	The allottees of 1180000 Compulsorily Convertible Preference Shares(CCPS) applied for conversion of CCPS into Equity shares . The Board of Directors in its meeting held on 28.01.09 approved the proposal of conversion of CCPS into Equity shares and allotment of 542800 shares to India Business Excellence Fund-I and 637200 shares to IL&FS Trust Company Ltd (Trustee of Business Excellence Trust -India Business Excellence Fund) at the face value of Rs 10/- at a premium of Rs 151/- each to be credited to share premium account, The Allottees had paid the full amount of Rs 161/- per share at the time of allotment .





(l)(b) Statement showing holding of securities (including shares, warrants, convertible securities) of persons belonging to the category "Promoter and Promoter Group"


Sr. No.	Name of the shareholder	Details of Shares held		Encumbered shares (*)			Details of warrants		Details of convertible securities		Total shares (including underlying shares assuming full conversion of warrants and convertible securities) as a % of diluted share capital
		Number of shares held	As a % of grand total (A) + (B) + (C)	No.	As a percentage	As a % of grand total (A)+(B)+(C) of sub-clause (I)(a)	Number of warrants held	As a % total number of warrants of the same class	Number of convertible securities held	As a % total number of convertible securities of the same class	
(I)	(II)	(III)	(IV)	(V)	(VI)=(V)/(III)*100	(VII)	(VIII)	(IX)	(X)	(XI)	(XII)
1	Ramniwas R. Dhoot	242529	2.98	140812	58.06	1.73	0	0	0	0	0
2	Ajay R Dhoot	232977	2.86	0	0.00	0.00	0	0	0	0	0
3	Aaditya R Dhoot	253315	3.11	30288	11.96	0.37	0	0	0	0	0
4	Ramniwas R. Dhoot (HUF)	10322	0.13	0	0.00	0.00	0	0	0	0	0
5	Smt. R.R. Dhoot	156515	1.92	0	0.00	0.00	0	0	0	0	0
6	Advance Transformer & Equipment Pvt. Ltd.	773189	9.50	773189	100.00	9.50	0	0	0	0	0
7	Shree Kishoriju Trading & Investment Pvt Ltd	587552	7.22	582892	99.21	7.16	0	0	0	0	0
8	Shree Rasbihari Electricals Pvt. Ltd.	283115	3.48	283115	100.00	3.48	0	0	0	0	0
9	Smt. Radhika A Dhoot	167850	2.06	13519	8.05	0.17	0	0	0	0	0
10	Smt. Smita A Dhoot	211394	2.60	0	0.00	0.00	0	0	0	0	0
11	Rajkumari R Dhoot	9500	0.12	0	0.00	0.00	0	0	0	0	0
12	Mangalam Drugs and Organics Ltd (previously known as Advent Pharma Pvt Ltd)	172172	2.12	0	0.00	0.00	0	0	0	0	0
13	Shree Rasbihari Trading and Investments Pvt.Ltd	797773	9.80	797773	100.00	9.80	0	0	0	0	0
14	Mangalam Laboratories Pvt.Ltd	250000	3.07	0	0.00	0.00	0	0	0	0	0
<b>TOTAL</b>		<b>4148203</b>	<b>50.98</b>	<b>2621588</b>	<b>63.20</b>	<b>32.22</b>	<b>0</b>	<b>0</b>	<b>0</b>	<b>0</b>	<b>0</b>

(\*) The term "encumbrance" has the same meaning as assigned to it in regulation 28(3) of the SAST Regulations, 2011



(l)(c)(i) Statement showing holding of securities (including shares, warrants, convertible securities) of persons belonging to the category "Public" and holding more than 1% of the total number of shares


Sr. No.	Name of the shareholder	Number of shares held	Shares as a percentage of total number of shares (i.e., Grand Total (A)+(B)+(C) indicated in Statement at para (l)(a) above}	Details of warrants		Details of convertible securities		Total shares (including underlying shares assuming full conversion of warrants and convertible securities) as a % of diluted share capital
				Number of warrants held	As a % total number of warrants of the same class	Number of convertible securities held	% w.r.t total number of convertible securities of the same class	
1	Stressed Assets Stabilization Fund	344206	4.23	0	0	0	0	0
2	Percept Financial Services Private Limited	180781	2.22	0	0	0	0	0
3	Boesky Securities Private Limited	81419	1.00	0	0	0	0	0
4	Manubhai Mangaldas Securities Private Limited	100000	1.23	0	0	0	0	0
5	IL&FS Trust company limited	637200	7.83	0	0	0	0	0
6	India Business Excellence Fund	542800	6.67	0	0	0	0	0
<b>TOTAL</b>		<b>1886406</b>	<b>23.18</b>	<b>0</b>	<b>0</b>	<b>0</b>	<b>0</b>	<b>0</b>





(l)(c)(ii) Statement showing holding of securities (including shares, warrants, convertible securities) of persons PAC) belonging to the category "Public" and holding more than 5% of the total number of shares of the

Sr. No.	Name(s) of the shareholder(s) and the Persons Acting in Concert (PAC) with them	Number of shares	Shares as a percentage of total number of shares {i.e., Grand Total (A)+(B)+(C) indicated in Statement at para (l)(a) above}	Details of warrants		Details of convertible securities		Total shares (including underlying shares assuming full conversion of warrants and convertible securities) as a % of diluted share capital
				Number of warrants	As a % total number of warrants of the same class	Number of convertible securities held	% w.r.t total number of convertible securities of the same class	
1	IL&FS Trust company limited	637200	7.83	0	0	0	0	0
2	India Business Excellence Fund	542800	6.67	0	0	0	0	0
<b>TOTAL</b>		<b>1180000</b>	<b>14.50</b>	<b>0</b>	<b>0</b>	<b>0</b>	<b>0</b>	<b>0</b>



(l)(d) Statement showing details of locked-in shares


Sr. No.	Name of the shareholder	Number of locked-in shares	Locked-in shares as a percentage of total number of shares {i.e., Grand Total (A)+(B)+(C) indicated in Statement at para (l)(a) above}
1		0	0.00
2		0	0.00
<b>TOTAL</b>		<b>0</b>	<b>0.00</b>





(II)(a) Statement showing details of Depository Receipts (DRs)

Sr. No.	Type of outstanding DR (ADRs, GDRs, SDRs, etc.)	Number of outstanding DRs	Number of shares underlying outstanding DRs	Shares underlying outstanding DRs as a percentage of total number of shares {i.e., Grand Total (A)+(B)+(C) indicated in Statement at para (I)(a) above}
1		0	0	0.00
2		0	0	0.00
<b>TOTAL</b>		<b>0</b>	<b>0</b>	<b>0.00</b>



(II)(b) Statement showing holding of Depository Receipts (DRs), where underlying shares held by "promoter/promoter group" are in excess of 1% of the total number of shares

Sr. No.	Name of the DR Holder	Type of outstanding DR (ADRs, GDRs, SDRs, etc.)	Number of shares underlying outstanding DRs	Shares underlying outstanding DRs as a percentage of total number of shares {i.e., Grand Total (A)+(B)+(C) indicated in Statement at para (I)(a) above}
1		0	0	0.00
2		0	0	0.00
<b>TOTAL</b>		<b>0</b>	<b>0</b>	<b>0.00</b>

