


(I) (a) Statement showing Shareholding Pattern

Name of the Company: IIFL Holdings Limited		BSE- 532636	NSE- IIFL	Equity	
Scrip Code, Name of the scrip, class of security:					
Quarter ended: 30.09.2014					
Partly paid-up shares:-		No. of partly paid-up shares	As a % of total no. of partly paid-up shares	As a % of total no. of shares of the company	
Held by Promoter / Promoter Group		0	0.0000	0.0000	
Held by public		0	0.0000	0.0000	
Total		0	0.0000	0.0000	
Outstanding convertible securities:-		No. of outstanding securities	As a % of total No. of outstanding convertible securities	As a % of total no. of shares of the company, assuming full conversion of the convertible securities	
Held by Promoter / Promoter Group		0	0.0000	0.0000	
Held by public		0	0.0000	0.0000	
Total		0	0.0000	0.0000	
Warrants:-		No. of warrants	As a % of total no. of warrants	As a % of total no. of shares of the company, assuming full conversion of warrants	
Held by Promoter / Promoter Group		0	0.0000	0.0000	
Held by public		0	0.0000	0.0000	
Total		0	0.0000	0.0000	
Total paid-up capital of the company assuming full conversion of warrants and convertible securities					302267553




Category Code	Category of shareholder	Number of shareholders		Total number of shares		Number of shares held in dematerialised form		Total shareholding as a percentage of total number of			Shares pledged or otherwise encumbered	
		(III)	(IV)	(V)	(VI)	(VII)	(VIII)	(IX) = (VIII)/(IV)*100	As a percentage of (A+B)	As a percentage of (A+B+C)	Number of shares	As a percentage
(A)	Promoter and Promoter Group											
1	Indian											
(a)	Individuals/Hindu Undivided Family	5	88361432	88361432	29.2329	0	0.0000	29.2329	0	0.0000	0	0.0000
(b)	Central Government/State Government(s)	0	0	0	0.0000	0	0.0000	0.0000	0	0.0000	0	0.0000
(c)	Bodies Corporate	3	4000000	4000000	1.3233	0	0.0000	1.3233	0	0.0000	0	0.0000
(d)	Financial Institutions / Banks	0	0	0	0.0000	0	0.0000	0.0000	0	0.0000	0	0.0000
(e)	Any Other (specify)	0	0	0	0.0000	0	0.0000	0.0000	0	0.0000	0	0.0000
	Sub Total (A)(1)	8	92361432	92361432	30.5562	0	0.0000	30.5562	0	0.0000	0	0.0000
2	Foreign											
(a)	Individuals (Non-Resident Individuals/ Foreign Individuals)	0	0	0	0.0000	0	0.0000	0.0000	0	0.0000	0	0.0000
(b)	Bodies Corporate	0	0	0	0.0000	0	0.0000	0.0000	0	0.0000	0	0.0000
(c)	Institutions	0	0	0	0.0000	0	0.0000	0.0000	0	0.0000	0	0.0000
(d)	Qualified Foreign Investors	0	0	0	0.0000	0	0.0000	0.0000	0	0.0000	0	0.0000
(e)	Any Other (specify)	0	0	0	0.0000	0	0.0000	0.0000	0	0.0000	0	0.0000
	Sub Total (A)(2)	0	0	0	0.0000	0	0.0000	0.0000	0	0.0000	0	0.0000
	Total Shareholding of Promoter and Promoter Group (A)=(A)(1)+(A)(2)	8	92361432	92361432	30.5562	0	0.0000	30.5562	0	0.0000	0	0.0000
(B)	Public shareholding											
1	Institutions											
(a)	Mutual Funds/UTI	7	2090069	2090069	0.6915	-	-	0.6915	-	-	-	-
(b)	Financial Institutions / Banks	1	382000	382000	0.1264	-	-	0.1264	-	-	-	-
(c)	Central Government/State Government(s)	0	0	0	0.0000	-	-	0.0000	-	-	-	-
(d)	Venture Capital Funds	0	0	0	0.0000	-	-	0.0000	-	-	-	-
(e)	Insurance Companies	0	0	0	0.0000	-	-	0.0000	-	-	-	-
(f)	Foreign Institutional Investors	75	129800740	129800740	42.9423	-	-	42.9423	-	-	-	-
(g)	Foreign Venture Capital Investors	0	0	0	0.0000	-	-	0.0000	-	-	-	-
(h)	Qualified Foreign Investors	0	0	0	0.0000	-	-	0.0000	-	-	-	-
(i)	Any Other (specify)	0	0	0	0.0000	-	-	0.0000	-	-	-	-
	Sub Total (B)(1)	83	132272809	132272809	43.7602	-	-	43.7602	-	-	-	-




6

Category code	Non-institutions	Number of shareholders	Total number of shares	Number of shares held in dematerialised form	Total shareholding as a percentage of total number of			Shares pledged or otherwise encumbered	As a percentage (IX) = (VIII)/(IV)*100
					of (A+B)	As a percentage of (A+B+C)	Number of shares		
(a)	Bodies Corporate	441	2638353	2998353	0.8729	0.8729	0.8729	-	
(b) (i)	Individuals - shareholders holding nominal share capital up to Rs 1 Lakh	24344	9286664	9167109	3.0723	3.0723	3.0723	-	
(ii)	Individual shareholders holding nominal share capital in excess of Rs. 1 Lakh	50	23245415	23245415	7.6903	7.6903	7.6903	-	
(I)	Category of shareholder	(III)	(IV)	(V)	(VI)	(VII)	(VIII)	(IX)	
(c)	Qualified Foreign Investors	2	1001000	1001000	0.3312	0.3312	0.3312	-	
(d)	Any Other								
i	OFFICE BEARERS	5	1113804	1113804	0.3685	0.3685	0.3685	-	
ii	Non Resident Indians (Repat)	214	1835999	1835999	6.1406	6.1406	6.1406	-	
iii	Non Resident Indians (Non Repat)	82	661911	661911	2.1898	2.1898	2.1898	-	
iv	FOREIGN NATIONALS	4	1079996	1079996	0.3573	0.3573	0.3573	-	
v	Clearing Member	154	178077	178077	0.0589	0.0589	0.0589	-	
vi	DIRECTORS / RELATIVES	2	205000	205000	0.0678	0.0678	0.0678	-	
	TRUSTS	3	77100	77100	0.0255	0.0255	0.0255	-	
	FOREIGN COMPANY	2	1025000	1025000	0.3391	0.3391	0.3391	-	
	OVERSEAS BODIES CORPORATES	1	2250170	2250170	0.7444	0.7444	0.7444	-	
	FOREIGN PORTFOLIO INVESTOR (CORPORATE)	1	10352623	10352623	3.4250	3.4250	3.4250	-	
	Sub Total (B)(2)	25305	77633312	77588757	25.6836	25.6836	25.6836	-	
	Total Public Shareholding Public Group (B)=(I)+(B)(2)	25388	209906121	209861566	69.4438	69.4438	69.4438	NA	
(C)	Total (A)+(B)	25396	302267553	302222998	100.0000	100.0000	100.0000	NA	
	Shares held by custodians and against which Depository Receipts have been issued								
i	Promoter and Promoter group	0	0	0	0.0000	0.0000	0.0000	0.0000	
ii	Public	0	0	0	0.0000	0.0000	0.0000	0.0000	
	Sub Total (C)	0	0	0	0	0	0	0	
	GRAND TOTAL (A)+(B)+(C)	25396	302267553	302222998	100.0000	100.0000	100.0000	0.0000	



2

(I)(b) Sr. No.	Statement showing holding of securities (including shares, warrants, convertible securities) of persons belonging to the category "Promoter and Promoter Group"										
	Details of Shares held		Encumbered shares		Details of warrants		Details of convertible securities		Total shares (including underlying shares assuming full conversion of warrants and convertible securities) as a % of diluted share capital		
Name of the shareholder	(II)	(III)	(IV)	(V)	(VI)	(VII)	(VIII)	(IX)	(X)	(XI)	(XII)
		Number of shares held	As a % of grand total (A)+(B)+(C)	No.	As a percentage (VI)/(V)*100	As a % of grand total (A)+(B)+(C) of sub-clause (I)(a)	Number of warrants held	As a % total number of warrants of the same class	Number of convertible securities held	As a % total number of convertible securities of the same class	
1	NIRMAL BHANWARLAL JAIN	51252000	16.9558	0	0.00	0.00	0.00	0.00	0.00	0.00	0.00
2	VENKATARAMAN RAJAMANI	19909432	6.5867	0	0.00	0.00	0.00	0.00	0.00	0.00	0.00
3	MADHUN JAIN	17000000	5.6242		0.00	0.00	0.00	0.00	0.00	0.00	0.00
4	ARDENT IMPEX PVT LTD	27000000	0.8932		0.00	0.00	0.00	0.00	0.00	0.00	0.00
5	ORPHEUS TRADING PVT LTD	13000000	0.4301		0.00	0.00	0.00	0.00	0.00	0.00	0.00
6	ADITI ATHAVANKAR	2000000	0.0662		0.00	0.00	0.00	0.00	0.00	0.00	0.00
	TOTAL	92361432	30.5562	0	0.0000	0.0000					




8

Sr. No.	Name of the shareholder	Number of shares held	Shares as a percentage of total number of shares (i.e., Grand Total (A)+(B)+(C) indicated in Statement at para (f)(a) above)	Details of warrants		Details of convertible securities		Total shares (including underlying shares assuming full conversion of warrants and convertible securities) as a % of diluted share capital
				Number of warrants held	As a % total number of warrants of the same class	Number of convertible securities held	% w.r.t total number of convertible securities of the same class	
1	CARLYLE MAURITIUS INVESTMENT ADVISORS, LTD. A/C	28761409	9.5152	0.00	0.00	0.00	0.00	0
2	HWIC ASIA FUND CLASS A SHARES	27910000	9.2335	0.00	0.00	0.00	0.00	0
3	BHARAT H PARAJIA	15721778	5.2013	0.00	0.00	0.00	0.00	0
4	COPTHALL MAURITIUS INVESTMENT LIMITED	14248530	4.7139	0.00	0.00	0.00	0.00	0
5	CIIGROUP GLOBAL MARKETS MAURITIUS PRIVATE LIM	13179999	4.3604	0.00	0.00	0.00	0.00	0
6	BANK MUSCAT S O G A/C BANKMUSCAT INDIA FUND	12598222	4.1679	0.00	0.00	0.00	0.00	0
7	DEUTSCHE SECURITIES MAURITIUS LIMITED	10352623	3.425	0.00	0.00	0.00	0.00	0
8	MERRILL LYNCH CAPITAL MARKETS ESPANA S.A. S.V.	9597606	3.1752	0.00	0.00	0.00	0.00	0
9	SATPAL KHATTAR	7950085	2.6301	0.00	0.00	0.00	0.00	0
10	MORGAN STANLEY ASIA (SINGAPORE) PTE.	5044687	1.6689	0.00	0.00	0.00	0.00	0
11	GIRISH NILKANTH KULKARNI	4704343	1.5564	0.00	0.00	0.00	0.00	0
12	ASHISH DHAWAN	4441035	1.4692	0.00	0.00	0.00	0.00	0
13	MANSUKH JAIN	3072524	1.0165	0.00	0.00	0.00	0.00	0
	TOTAL	157582841	52.1335	0.00	0.00	0.00	0.00	0




Statement showing holding of securities (including shares, warrants, convertible securities) of persons (together with PAC) belonging to the category "Public"									
(1)(c)(ii)	and holding more than 5% of the total number of shares of the company								
Sr. No.	Name(s) of the shareholder(s) and the Persons Acting in Concert (PAC) with them	Number of shares	Shares as a percentage of total number of shares i.e., Grand Total (A)+(B)+(C) indicated in Statement at para (1)(a) above)	Details of warrants		Details of convertible securities		Total shares (including underlying shares assuming full conversion of warrants and convertible securities) as a % of diluted share capital	
				Number of warrants	As a % total number of warrants of the same class	Number of convertible securities held	% w.r.t total number of convertible securities of the same class		
1	CARLYLE MAURITIUS INVESTMENT ADVISORS, LTD. A/C	28761409	9.5152	0.00	0.00	0.00	0.00	0.00	
2	HWIC ASIA FUND CLASS A SHARES	27910000	9.2335	0.00	0.00	0.00	0.00	0.00	
3	BHARAT H PARAJIA	15721778	5.2013	0.00	0.00	0.00	0.00	0.00	
				0.00	0.00	0.00	0.00	0.00	
	TOTAL	72393187	23.95	0.00	0.00	0.00	0.00	0.00	




2/1

(I)(d)	<u>Statement showing details of locked-in shares</u>		
Sr. No.	Name of the shareholder	Number of Locked in Shares	Locked-in shares as a percentage of total number of shares {i.e., Grand Total (A)+(B)+(C) indicated in Statement at para (I)(a) above}
1	NIL	NIL	NIL
TOTAL		NIL	NIL



Statement showing details of Depository Receipts (DRs)					
(II)(a)	Sr. No.	Type of outstanding DR (ADRs, GDRs, SDRs, etc.)	Number of outstanding DRs	Number of shares underlying outstanding DRs	Shares underlying outstanding DRs as a percentage of total number of shares [i.e., Grand Total (A)+(B)+(C) indicated in Statement at para (I)(a) above]
	1	NIL	NIL	NIL	NIL
	TOTAL				NIL



Statement showing holding of Depository Receipts (DRs), where underlying shares held by "Promoter/ Promoter Group" are in excess of 1% of the total number of shares

(II) (b)

Sr. No.	Name of the DR Holder	Type of outstanding DR (ADRs, GDRs, SDRs, etc.)	Number of shares underlying outstanding DRs	Shares underlying outstanding DRs as a percentage of total number of shares [i.e., Grand Total (A)+(B)+(C) indicated in Statement at para (I)(a) above]
1	NIL	NIL	NIL	NIL
TOTAL		NIL	NIL	NIL

