



(i) (a)	Statement showing Shareholding Pattern						
Name of the Company: IFL Holdings Limited		BSE- 526896, NSE - IFL Equity					
Scrip Code, Name of the scrip, class of security:							
Quarter ended: 31.03.2015							
Partly paid-up shares:-		No. of partly paid-up shares	As a % of total no. of partly paid-up shares	As a % of total no. of shares of the company			
Held by Promoter / Promoter Group		0	0.0000	0.0000			
Held by public		0	0.0000	0.0000			
Total		0	0.0000	0.0000			
Outstanding convertible securities:-		No. of outstanding securities	As a % of total No. of outstanding convertible securities	As a % of total no. of shares of the company, assuming full conversion of the convertible securities			
Held by Promoter / Promoter Group		0	0.0000	0.0000			
Held by public		0	0.0000	0.0000			
Total		0	0.0000	0.0000			
Warrants:-		No. of warrants	As a % of total no. of warrants	As a % of total no. of shares of the company, assuming full conversion of warrants			
Held by Promoter / Promoter Group		0	0.0000	0.0000			
Held by public		0	0.0000	0.0000			
Total		0	0.0000	0.0000			
Total paid-up capital of the company assuming full conversion of warrants and convertible securities				31023948			




Category Code	Category of shareholder	Number of shareholders	Total number of shares	Number of shares held in dematerialised form	Total shareholding as a percentage of total number of shares		Shares pledged or otherwise encumbered	
					As a percentage of (A+B) (VI)	As a percentage of (A+B+C) (VII)	Number of shares (VIII)	As a percentage (IX) = (VIII)/(IV)*100
(A)	Promoter and Promoter Group	(iii)	(iv)	(v)	(vi)	(vii)	(viii)	(ix)
1	Indian	5	88361432	88361432	28.4822	28.4822	0	0.0000
(a)	Individuals/Hindu Undivided Family	0	0	0	0.0000	0.0000	0	0.0000
(b)	Central Government/State Government(s)	3	4000000	4000000	1.2893	1.2893	0	0.0000
(c)	Bodies Corporate	0	0	0	0.0000	0.0000	0	0.0000
(d)	Financial Institutions / Banks	0	0	0	0.0000	0.0000	0	0.0000
(e)	Any Other (Specify)	0	0	0	0.0000	0.0000	0	0.0000
(f)	Sub Total (A)(1)	8	92361432	92361432	29.7715	29.7715	0	0.0000
2	Foreign							
(a)	Individuals (Non-Resident Individuals)/Foreign Individuals)	0	0	0	0.0000	0.0000	0	0.0000
(b)	Bodies Corporate	0	0	0	0.0000	0.0000	0	0.0000
(c)	Institutions	0	0	0	0.0000	0.0000	0	0.0000
(d)	Qualified Foreign Investors	0	0	0	0.0000	0.0000	0	0.0000
(e)	Any Other (Specify)	0	0	0	0.0000	0.0000	0	0.0000
(f)	Sub Total (A)(2)	0	0	0	0.0000	0.0000	0	0.0000
(A)=(A)(1)+(A)(2)	Total Shareholding of Promoter and Promoter Group	8	92361432	92361432	29.7715	29.7715	0	0.0000
(B)	Public shareholding							
1	Institutions	9	2106313	2106313	0.6789	0.6789	-	-
(a)	Mutual Funds/UTI	2	37366	37366	0.0120	0.0120	-	-
(b)	Financial Institutions / Banks	0	0	0	0.0000	0.0000	-	-
(c)	Central Government/State Government(s)	0	0	0	0.0000	0.0000	-	-
(d)	Venture Capital Funds	0	0	0	0.0000	0.0000	-	-
(e)	Insurance Companies	0	0	0	0.0000	0.0000	-	-
(f)	Foreign Institutional Investors	75	122090621	122090621	39.3544	39.3544	-	-
(g)	Foreign Venture Capital Investors	0	0	0	0.0000	0.0000	-	-
(h)	Qualified Foreign Investors	0	0	0	0.0000	0.0000	-	-
(i)	Any Other (Specify)	0	0	0	0.0000	0.0000	-	-
(j)	Sub Total (B) (1)	86	124234300	124234300	40.0454	40.0454	-	-
2	Non-institutions							
(a)	Bodies Corporate	396	12168259	12168259	3.9207	3.9207	-	-
(b)	Individuals - shareholders holding nominal share capital up to Rs. 1 Lakh	21575	8641829	8458524	2.7856	2.7856	-	-
(c)	Individual shareholders holding nominal share capital in excess of Rs. 1 Lakh	64	31965405	30788033	10.3036	10.3036	-	-



Category code	Category of shareholder	Number of shareholders	Total number of shares	Number of shares held in		Total shareholding as a percentage of total number of shares		Shares pledged or otherwise encumbered	
				dematerialised form	physical form	As a percentage of (A+B) (VII)	As a percentage of (A+B+C) (VIII)	Number of shares	As a percentage (IX) = (VIII)/(IV)*100
(I)	Qualified Foreign Investors	1	1000000	1000000	0	0.3223	0.3223	-	-
(B)	Any Other								
I	Non Resident Indians (Repat)	190	18404445	18179445	0	5.9324	5.9324	-	-
II	Non Resident Indians (Non Repat)	75	6597493	6597493	0	2.1266	2.1266	-	-
III	Foreign Nationals	4	1079996	1079996	0	0.3481	0.3481	-	-
IV	Clearing Member	106	656145	656145	0	0.2115	0.2115	-	-
V	Trusts	1	75000	75000	0	0.0242	0.0242	-	-
VI	Foreign Company	1	800000	800000	0	0.2579	0.2579	-	-
VII	Foreign Portfolio Investor (Corporate)	11	12254644	12254644	0	3.9501	3.9501	-	-
VIII	Sub Total (B)(2)	22424	99588216	92052539	0	30.1831	30.1831	-	-
	Total Public Shareholding Public Group (B)=(B)(1)+(B)(2)	22510	211872516	216286839	0	70.2285	70.2285	NA	NA
(C)	Shares held by custodians and against which Depository Receipts have been Issued	22518	310239348	308648271	0	100.0000	100.0000	-	-
I	Promoter and Promoter group	0	0	0	0	0.0000	0.0000	0	0.0000
II	Public	0	0	0	0	0.0000	0.0000	0	0.0000
III	Sub Total (C)	0	0	0	0	0	0	0	0
	GRAND TOTAL (A)+(B)+(C)	22518	310239348	308648271	0	100.0000	100.0000	0.0000	0.0000




Sr. No.	Name of the shareholder	Details of Shares held			Encumbered shares			Details of warrants			Details of convertible securities		Total shares including underlying shares assuming full conversion of warrants and convertible securities as a % of diluted share capital
		Pan No.	Number of shares held	As a % of grand total (A)+(B)+(C)	No.	As a percentage (V)-(VI)/(III)*100	As a % of grand total (A)+(B)+(C) of sub-clause (i)(a)	Number of warrants held	As a % total number of warrants of the same class	Number of convertible securities held	As a % total number of convertible securities of the same class		
(i)	(ii)		(iii)	(iv)	(v)	(vi)-(v)/(iii)	(vii)	(viii)	(ix)	(x)	(xi)	(xii)	
1	Nirmal Bhanwarlal Jain	A8RP9235G	51252000	16.5204	0	0.00	0.00	0	0	0	0	0	
2	Venkataraman Rajaman	ADHPR633G	19909432	6.4176	0	0.00	0.00	0	0	0	0	0	
3	Madhu N Jain	ABEP16034E	17000000	5.4797	0	0.00	0.00	0	0	0	0	0	
4	Ardent Impex Pvt.Ltd	AAECA7631G	27000000	0.8703	0	0.00	0.00	0	0	0	0	0	
5	Orpheus Trading Pvt Ltd.	AAACO7172N	13000000	0.4190	0	0.00	0.00	0	0	0	0	0	
6	Aditi Athavankar	AACPA0090I	2000000	0.0645	0	0.00	0.00	0	0	0	0	0	
	TOTAL		92361432	29.7715	0	0.0000	0.0000	0	0	0	0	0	



Statement showing holding of securities (including shares, warrants, convertible securities) of persons belonging to the category "Public" and holding more than 1% of the total number of shares										
(1)(c)(i) Sr. No.	Name of the shareholder	Pan No.	Number of shares held	Shares as a percentage of total number of shares (i.e., Grand Total (A)+(B)+(C) Indicated in Statement at para (1)(a) above)	Details of warrants			Details of convertible securities		Total shares (including underlying shares assuming full conversion of warrants and convertible securities) as a % of diluted share capital
					Number of warrants held	As a % total number of warrants of same class	Number of convertible securities held	% w.r.t total number of convertible securities of the same class		
1	Carlyle Mauritius Investment Advisors, Ltd. A/C Carlyle Mauritius III	AADCC8250G	28761409	9.3927	0.00	0.00	0.00	0.00	0.00	0
2	HWIC Asia Fund Class A Shares	AAACC04504G	27910000	9.1146	0.00	0.00	0.00	0.00	0.00	0
3	Copthall Mauritius Investment Limited	AAACC0303M	16305530	5.3249	0.00	0.00	0.00	0.00	0.00	0
4	Bharat H Parajia	AHMPP5003B	15721778	5.1343	0.00	0.00	0.00	0.00	0.00	0
5	Bank Muscat S A O G A/C Bankmuscat India Fund	AADCB0404P	12598222	4.3042	0.00	0.00	0.00	0.00	0.00	0
6	Deutsche Securities Mauritius Limited	AAACD09580C	10352623	4.1142	0.00	0.00	0.00	0.00	0.00	0
7	Merrill Lynch Capital Markets Espana S.A. S.V.	AACCM7105R	9595556	3.3809	0.00	0.00	0.00	0.00	0.00	0
8	Sajjal Khatter	ARCP19611J	7950085	3.1336	0.00	0.00	0.00	0.00	0.00	0
9	Morgan Stanley Asia (Singapore) Pte.	AAECM3575F	5925652	2.5963	0.00	0.00	0.00	0.00	0.00	0
10	Ashish Dhawan	ADLPD9621N	4441035	1.8907	0.00	0.00	0.00	0.00	0.00	0
	TOTAL		139561890	48.3864	0.00	0.00	0.00	0.00	0.00	0.00


Statement showing holding of securities (including shares, warrants, convertible securities) of persons (together with PAC) belonging to the category "Public" and holding more than 5% of the total number of shares of the company										
(1)(c)(ii) Sr. No.	Name(s) of the shareholder(s) and the Persons Acting in Concert (PAC) with them	Pan No.	Number of shares	Shares as a percentage of total number of shares (i.e., Grand Total (A)+(B)+(C) Indicated in Statement at para (1)(a) above)	Details of warrants			Details of convertible securities		Total shares (including underlying shares assuming full conversion of warrants and convertible securities) as a % of diluted share capital
					Number of warrants	As a % total number of warrants of same class	Number of convertible securities held	% w.r.t total number of convertible securities of the same class		
1	Carlyle Mauritius Investment Advisors, Ltd. A/C Carlyle Mauritius III	AADCC8250G	28761409	9.3927	0	0	0	0	0	0
2	HWIC Asia Fund Class A Shares	AAACC04504G	27910000	9.1146	0	0	0	0	0	0
3	Copthall Mauritius Investment Limited	AAACC0303M	16305530	5.3249	0	0	0	0	0	0
4	Bharat H Parajia	AHMPP5003B	15721778	5.1343	0.00	0.00	0.00	0.00	0.00	0
	TOTAL		88698717.00	28.97	0.00	0.00	0.00	0.00	0.00	0



(i)(d) Statement showing details of locked-in shares			
Sr. No.	Name of the shareholder	Number of Locked in Shares	Locked-in shares as a percentage of total number of shares {i.e., Grand Total (A)+(B)+(C) indicated in Statement at para (i)(a) above}
1	Nil	Nil	Nil
TOTAL		Nil	Nil



(ii)(a)	Statement showing details of Depository Receipts (DRs)			
Sr. No.	Type of outstanding DR (ADRs, GDRs, SDRs, etc.)	Number of outstanding DRs	Number of shares underlying outstanding DRs	Shares underlying outstanding DRs as a percentage of total number of shares {i.e., Grand Total (A)+(B)+(C) indicated in Statement at para (i)(a) above}
1	NIL	NIL	NIL	NIL
	TOTAL	NIL	NIL	NIL



"Promoter/
 Statement showing holding of Depository Receipts (DRs), where underlying shares held by
 Promoter Group" are in excess of 1% of the total number of shares
 (ii) (b)

Sr. No.	Name of the DR Holder	Type of outstanding DR (ADRs, GDRs, SDRs, etc.)	Number of shares underlying outstanding DRs	Shares underlying outstanding DRs as a percentage of total number of shares {i.e., Grand Total (A)+(B)+(C) indicated in Statement at para (i)(a) above}
1	NIL	NIL	NIL	NIL
	TOTAL	NIL	NIL	NIL

