

Bombay Stock Exchange Limited
Department of Corporate Services
Phiroze JeeJeebhoy Tower
Dalal Street, Fort
Mumbai – 400 001

CODE : 500106

Dear Sir/Madam,


Re: Shareholding Pattern for the quarter ended March 31, 2014.

Pursuant to the provisions of Clause 35 of the Listing Agreement, we submit herewith the shareholding Pattern for the quarter ended March 31, 2014.

Kindly acknowledge receipt of the same.

Thanking you


Yours faithfully,
For IFCI Limited




(Rupa Sarkar)
Company Secretary

Introductory sub-table (I)(a)


Name of the Company: IFCI Limited			
Scrip Code, Name of the scrip, class of security: Equity			
Quarter ended: March 31, 2014			
Partly paid-up shares:-	No. of partly paid-up shares	As a % of total no. of partly paid-up shares	As a % of total no. of shares of the company
Held by promoter/promoter group	0	0	0
Held by public	0	0	0
Total	0	0	0
Outstanding convertible securities:- No. of outstanding securities			
	As a % of total no. of outstanding securities	As a % of total no. of convertible securities	As a % of total no. of shares of the company, assuming full conversion of the convertible securities
Held by promoter/promoter group	0	0	0
Held by public	0	0	0
Total	0	0	0
Warrants:-			
	No. of warrants	As a % of total no. of warrants	As a % of total no. of shares of the company, assuming full conversion of warrants
Held by promoter/promoter group	0	0	0
Held by public	0	0	0
Total	0	0	0
Total paid-up capital of the company, assuming full conversion of warrants and convertible securities			
1662037235 number of equity shares @ Rs. 10/- each amounting to rs. 16620372350			





Statement Showing Shareholding Pattern										
Category code	Category of Shareholder	Number of Shareholders (III)	Table (I)(a)				Total shareholding as a percentage of total number of shares		Shares Pledged or otherwise encumbered	
			Total number of shares (IV)	Number of shares held in dematerialized form (V)	As a percentage of (A+B) (VI)	As a percentage of (A+B+C) (VII)	Number of shares (VIII)	As a percentage (IX) = (VIII)/(IV)*100		
(A)	Shareholding of Promoter and Indian									
(a)	Individuals/Hindu Undivided Family									
(b)	Central Government/ State Government(s)	0	0	0	0	0.00	0.00	0	0.00	
(c)	Bodies Corporate	1	923000000	923000000		55.53	55.53	0	0.00	
(d)	Financial Institutions/ Banks	0	0	0		0.00	0.00	0	0.00	
(e)	Any Others (Specify)	0	0	0		0.00	0.00	0	0.00	
(e-i)										
(e-ii)										
	Sub Total(A)(1)	1	923000000	923000000		55.53	55.53	0	0.00	
2	Foreign									
a	Individuals (Non-Residents Individuals/ Foreign Individuals)	0	0	0		0.00	0.00	0	0.00	
b	Bodies Corporate	0	0	0		0.00	0.00	0	0.00	
c	Institutions	0	0	0		0.00	0.00	0	0.00	
d	Qualified Foreign Investor	0	0	0		0.00	0.00	0	0.00	
e	Any Others (Specify)	0	0	0		0.00	0.00	0	0.00	
e-i										
e-ii										
	Sub Total(A)(2)	0	0	0		0.00	0.00	0	0.00	
	Total Shareholding of Promoter and	1	923000000	923000000		55.53	55.53	0	0.00	

(B)	Public shareholding											
1	Institutions											
(a)	Mutual Funds/UTI	40	5725575	5712075	0.34	0.34						
(b)	Financial Institutions / Banks	222	98632053	95554553	5.93	5.93						
(c)	Central Government/ State Government(s)											
(d)	Venture Capital Funds	0	0	0	0.00	0.00						
(e)	Insurance Companies	11	106698758	88922458	6.42	6.42						
(f)	Foreign Institutional Investors	105	90287527	90265727	5.43	5.43						
(g)	Foreign Venture Capital Investors	0	0	0	0.00	0.00						
(h)	Qualified Foreign Investor	0	0	0	0.00	0.00						
(i)	Any Other (specify)				0.00	0.00						
(f-i)					0.00	0.00						
(f-ii)					0.00	0.00						
	Sub-Total (B)(1)	378	301343913	280454813	18.13	18.13						
B 2	Non-institutions											
(a)	Bodies Corporate	4465	101737323	101501421	6.12	6.12						
	Individuals				0.00	0.00						
	Individuals -i. Individual shareholders holding nominal share capital up to Rs 1 lakh.	721797	251666953	230688325	15.14	15.14						
	ii. Individual shareholders holding nominal share capital in excess of Rs. 1 lakh.	2433	73750921	73577921	4.44	4.44						
(c)	Qualified Foreign Investor	0	0	0	0.00	0.00						
(d)	Any Other (specify)				0.00	0.00						
(d-i)	Trust & Foundation				0.00	0.00						
(d-ii)	NRI & OCB	33	1106472	1105572	0.07	0.07						
		3460	9431653	9081053	0.57	0.57						
	Sub-Total (B)(2)	732188	437693322	415954292	26.33	26.33						
(B)	Total Public Shareholding (B)= (B)(1)+(B)(2)	732566	739037235	696409105	44.47	44.47						
	TOTAL (A)+(B)	732567	1662037235	1619409105	100.00	100.00						
(C)	Shares held by Custodians and against which Depository Receipts have been issued											
1	Promoter and Promoter Group										0.00	#DIV/0!
2	Public										0.00	
	Sub-Total (C)	0	0	0	0	0					0	0
	GRAND TOTAL (A)+(B)+(C)	732567	1662037235	1619409105	100.00	100.00					0	0.00



(I)(b) Statement showing holding of securities (including shares, warrants, convertible securities) of persons belonging to the category "Promoter and Promoter Group"

Sr.	Name of the shareholder	Details of Shares held		Encumbered shares (*)		Details of warrants		Details of convertible securities		Total shares (including underlying shares assuming full conversion of warrants and convertible securities) as a % of diluted share capital
		Number of shares held	As a % of grand total (A)+(B)+(C)	No.	As a percentage (VI)=(V)/(III)*100	As a % of grand total (A)+(B)+(C) of sub-clause (I)(a)	Number of warrants held	As a % total number of warrants of the same class (IX)	Number of convertible securities held	
	(II)	(III)	(IV)	(V)	(VI)=(V)/(III)*100	(VII)	(VIII)	(IX)	(X)	(XI)
1	President of India	923000000	55.53	0	0.00	0.00	0	0	0	55.53
TOTAL		923000000	55.53	0	0.00	0.00	0	0	0	55.53

(*) The term "encumbrance" has the same meaning as assigned to it in regulation 28(3) of the SAST Regulations, 2011



(D)(c)(i) Statement showing holding of securities (including shares, warrants, convertible securities) of persons belonging to the category "Public" and holding more than 1% of the total number of shares

Sr. No.	Name of the shareholder	Number of shares held	Shares as a percentage of total number of shares {i.e., Grand Total (A)+(B)+(C) indicated in Statement at para (I)(a) above}	Details of warrants		Details of convertible securities		Total shares (including underlying shares assuming full conversion of warrants and convertible securities) as a % of diluted share capital
				Number of warrants held	As a % total number of warrants of the same class	Number of convertible securities held	% w.r.t total number of convertible securities of the same class	
1	Life Insurance Corporation of India	61944644	3.73	0	0	0	0	3.73
2	Government Pension Fund Global	26472119	1.59	0	0	0	0	1.59
3	Nippon Investment and Finance Company Pvt. Ltd.	22683071	1.36		0	0	0	1.36
TOTAL		111099834	6.68	0	0	0	0	6.68



(I)(c)(ii) Statement showing holding of securities (including shares, warrants, convertible securities) of persons (together with PAC) belonging to the category "Public" and holding more than 5% of the total number of shares of the company

Sr. No.	Name(s) of the shareholder(s) and the Persons Acting in Concert (PAC) with them	Number of shares	Shares as a percentage of total number of shares (i.e., Grand Total (A)+(B)+(C) indicated in Statement at para (I)(a) above}	Details of warrants		Details of convertible securities		Total shares (including underlying shares assuming full conversion of warrants and convertible securities) as a % of diluted share capital
				Number of warrants	As a % total number of warrants of the same class	Number of convertible securities held	% w.r.t total number of convertible securities of the same class	
1			0.00		0	0	0	0
TOTAL		0	0.00	0	0	0	0	0



(I)(d) Statement showing details of locked-in shares

Sr. No.	Name of the shareholder	Number of locked-in shares	Locked-in shares as a percentage of total number of shares {i.e., Grand Total (A)+(B)+(C) indicated in Statement at para (I)(a) above}
1			0.00
2			0.00
3			0.00
4			0.00
5			0.00
6			0.00
7			0.00
8			0.00
9			0.00
TOTAL		0	0.00



(II)(a) Statement showing details of Depository Receipts (DRs)

Sr. No.	Type of outstanding DR (ADRs, GDRs, SDRs, etc.)	Number of outstanding DRs	Number of shares underlying outstanding DRs	Shares underlying outstanding DRs as a percentage of total number of shares {i.e., Grand Total (A)+(B)+(C) indicated in Statement at para (I)(a) above}
1				0.00
2				0.00
3				0.00
4				0.00
5				0.00
6				0.00
7				0.00
8				0.00
9				0.00
TOTAL		0	0	0.00



(II)(b) Statement showing holding of Depository Receipts (DRs), where underlying shares held by "promoter/promoter group" are in excess of 1% of the total number of shares

Sr. No.	Name of the DR Holder	Type of outstanding DR (ADRs, GDRs, SDRs, etc.)	Number of shares underlying outstanding DRs	Shares underlying outstanding DRs as a percentage of total number of shares (i.e., Grand Total (A)+(B)+(C) indicated in Statement at para (I)(a) above)
1				0.00
2				0.00
3				0.00
4				0.00
5				0.00
6				0.00
7				0.00
8				0.00
9				0.00
TOTAL			0	0.00

