


Script Code : 517174

Script Symbol : HONEYWELL

Class Security: Equity

Quarter Ended : 31-MAR-2014

Partly paid-up shares:-		No. of partly paid-up shares	As a % of total no. of partly paid-up shares	As a % of total no. of shares of the company				
		0	0	0				
Held by Promoter / Promoters Group		0	0	0				
Held by public		0	0	0				
Total		0	0	0				
Outstanding convertible securities:-		No. of outstanding securities	As a % of total No. of outstanding convertible securities	As a % of total no. of shares of the company, assuming full conversion of the convertible securities				
		0	0	0				
Held by Promoter / Promoters Group		0	0	0				
Held by public		0	0	0				
Total		0	0	0				
Warrants:-		No. of warrants	As a % of total no. of warrants	As a % of total no. of shares of the company, assuming full conversion of warrants				
		0	0	0				
Held by Promoter / Promoters Group		0	0	0				
Held by public		0	0	0				
Total		0	0	0				
Total paid-up capital of the company assuming full conversion of warrants and convertible securities		0						
Category code (I)	Category of Shareholder (II)	Number of shareholders (III)	Total number of shares (IV)	Number of shares held in dematerialised form (V)	Total Shareholding as a percentage of total number of shares		Shares pledged or otherwise encumbered	
					As a percentage of (A+B) (VI)	As a percentage of (A+B+C) (VII)	Number of shares (VIII)	As a Percentage (IX)=(VIII) / (IV)*100
(A)	Shareholding of Promoter and Promoter Group							
(1)	Indian	0	0	0	0.00	0.00	0	0.00
(a)	Individuals / Hindu Undivided Family	0	0	0	0.00	0.00	0	0.00
(b)	Central Government / State Governments(s)	0	0	0	0.00	0.00	0	0.00
(c)	Bodies Corporate	0	0	0	0.00	0.00	0	0.00
(d)	Financial Institutions / Banks	0	0	0	0.00	0.00	0	0.00
(e)	Any other (specify)							
	Sub-Total (A) (1)							
(2)	Foreign	0	0	0	0.00	0.00	0	0.00
(a)	Individuals (Non-Resident Individuals/Foreign Individuals)	1	6,631,142	6,631,142	75.00	75.00	0	0.00
(b)	Bodies Corporate	0	0	0	0.00	0.00	0	0.00
(c)	Institutions	0	0	0	0.00	0.00	0	0.00
(d)	Qualified Foreign Investor	0	0	0	0.00	0.00	0	0.00
(e)	Any Other (specify)	1	6,631,142	6,631,142	75.00	75.00	0	0.00
	Sub-Total (A) (2)							
	Total Shareholding of Promoter and Promoter Group (A) = (A)(1)+(A)(2)		6,631,142	6,631,142	75.00	75.00	0	0.00
(B)	Public Shareholding							
(1)	Institutions	28	1,233,145	1,233,045	13.95	13.85	0	0.00
(a)	Mutual Funds / UTI	3	870	870	0.01	0.01	304	34.84
(b)	Financial Institutions / Banks	1	285	285	0.00	0.00	0	0.00
(c)	Central Government / State Governments(s)	0	0	0	0.00	0.00	0	0.00
(d)	Venture Capital Funds	1	4,712	4,712	0.05	0.05	0	0.00
(e)	Insurance Companies	9	24,378	24,378	0.28	0.28	0	0.00
(f)	Foreign Institutional Investors	0	0	0	0.00	0.00	0	0.00
(g)	Foreign Venture Capital Investors	0	0	0	0.00	0.00	0	0.00
(h)	Qualified Foreign Investor	0	0	0	0.00	0.00	0	0.00
(i)	Any Other (Specify)	40	1,263,390	1,263,280	14.29	14.29	304	0.02
	Sub-Total (B) (1)							
(2)	Non-Institutions	361	127,857	127,352	1.45	1.45	9,149	7.15
(a)	Bodies Corporate							
(b)	Individuals							
(i)	Individual Shareholders holding nominal Share Capital upto Rs.1 Lakh	9,531	788,600	659,182	8.92	8.92	14,426	1.83
(ii)	Individual Shareholders holding nominal Share Capital in excess of Rs.1 Lakh	2	29,120	29,120	0.33	0.33	0	0.00
(c)	Qualified Foreign Investor	0	0	0	0.00	0.00		
(d)	Any Other (Specify)	4	614	614	0.01	0.01	0	0.00
(i)	Trust	3	700	700	0.01	0.01	0	0.00
(ii)	Directors & their relatives	9,901	946,991	816,268	10.71	10.71	23,575	2.49
	Sub-total (B) (2)	9,941	2,210,381	2,079,558	25.00	25.00	23,879	1.08
	Total Public Shareholding (B) = (B)(1)+(B)(2)	9,942	8,841,523	8,710,700	100.00	100.00	23,879	0.27
	TOTAL (A)+(B)							
(C)	Shares held by Custodians against which DRs are issued (GDR)	0	0	0	0.00	0.00		
(1)	Promoter and Promoter Group	0	0	0	0.00	0.00		
(2)	Public	9,942	8,841,523	8,710,700	0.00	100.00	0	0.00
	GRAND TOTAL (A)+(B)+(C)							



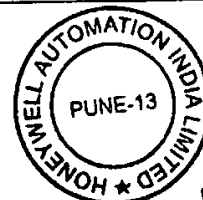
Name of the Company : HONEYWELL AUTOMATION INDIA LIMITED
Scrip Code : 517174 Scrip Symbol : HONEYWELL
Quarter Ended : 31-MAR-2014

(III) (a) Statement showing the voting pattern of shareholders, if more than one class of shares / securities is issued by the issuer.

Category code (I)	Category of Shareholder (II)	Number of Voting Rights		Total Voting Rights (III+IV) (V)	Total Voting Rights i.e. (VI)	
		Class B (III)	Class C (IV)		As a percentage of (A+B) (VI)	As a percentage of (A+B+C) (VII)
(A)	Shareholding of Promoter and Promoter Group					
(1)	Indian					
(a)	Individuals / Hindu Undivided Family					
(b)	Central Government / State Governments(s)					
(c)	Bodies Corporate					
(d)	Financial Institutions / Banks					
(e)	Any Other (Trust)					
	Sub-Total (A) (1)	0	0	0.00	0.00	0.00
(2)	Foreign					
(a)	Individuals (Non-Resident Individuals / Foreign Individuals)					
(b)	Bodies Corporate					
(c)	Institutions					
(d)	Qualified Foreign Investor					
(e)	Any Other (specify)					
	Sub-Total (A) (2)	0	0	0.00	0.00	0.00
	Total Shareholding of Promoter and Promoter Group (A) = (A)(1)+(A)(2)	0	0	0.00	0.00	0.00
(B)	Public Shareholding					
(1)	Institutions					
(a)	Mutual Funds / UTI					
(b)	Financial Institutions / Banks					
(c)	Central Government / State Governments(s)					
(d)	Venture Capital Funds					
(e)	Insurance Companies					
(f)	Foreign Institutional Investors					
(g)	Foreign Venture Capital Investors					
(h)	Qualified Foreign Investor					
(i)	Any Other (specify)					
	Sub-Total (B) (1)	0	0	0.00	0.00	0.00
(2)	Non-Institutions					
(a)	Bodies Corporate					
(b)	Individuals -					
i	Individual shareholders holding nominal share capital upto Rs. 1 lakh					
ii	Individual shareholders holding nominal share capital in excess of Rs. 1 lakh					
(c)	Qualified Foreign Investor					
(d)	Any Other (specify)					
	Sub-total (B) (2)	0	0	0.00	0.00	0.00
	Total Public Shareholding (B) = (B)(1)+(B)(2)	0	0	0.00	0.00	0.00
	TOTAL (A)+(B)	0	0	0.00	0.00	0.00
(C)	Shares held by Custodians and against which Depository Receipts have been issued					
(a)	Promoter and Promoter Group					
(b)	Public Shareholding					
	GRAND TOTAL (A)+(B)+(C)	0	0	0.00	0.00	0.00

Note

Only one class of Securities is issued by the Company, hence column (III) (a) is not applicable



CLAUSE 35 OF EQUITY LISTING AGREEMENT
HONEYWELL AUTOMATION INDIA LIMITED

(1) (b) Statement showing holding of securities (including shares, warrants, convertible securities) of persons belonging to the category "Promoter and Promoter Group"


Scrip Code : 517174 Scrip Symbol : HONEYWELL Class of Security: Equity

Quarter Ended : 31-MAR-2014

Sr. No. (i)	Name of the Shareholder (ii)	Details of Shares Held		Encumbered Shares			Details of warrants		Details of convertible securities		Total shares (including underlying shares assuming full conversion of warrants and convertible securities) as a % of diluted share capital
		Number of Shares held (iii)	As a % of Grand total (A)+(B)+(C) (iv)	No. (v)	As a percentage (vi)=(v)/(iii)* 100	As a % of Grand total (A)+(B)+(C) of sub-clause (i)(a) (vii)	Number of warrants held (viii)	As a % total number of warrants of the same class (ix)	Number of convertible securities held (x)	As a % total number of convertible securities of the same class (xi)	
1	Honeywell Asia Pacific Inc	6,631,142	75.00	0	0.00	0.00	0.00	0.00	0.00	0.00	75.00
	TOTAL	6,631,142	75.00	0.00	0.00	0.00	0.00	0.00	0.00	0.00	75.00

(1)(c)(i) Statement showing holding of securities (including shares, warrants, convertible securities) of persons belonging to the category "Public" and holding more than 1% of the total number of shares

Total number of shares									
Sr. No.	Name of the Shareholder	Number of Shares held	Shares as a percentage of total number of shares (i.e., Grand Total (A)+(B)+(C) indicated in statement at para (i)(a) above)	Details of warrants			Details of Convertible securities		Total shares (including underlying shares assuming full conversion of warrants and convertible securities) as a % of diluted share capital
				Number of warrants held	As a % total number of warrants of the same class	Number of convertible securities held	% w.r.t total number of convertible securities of the same class		
1	RELANCE CAPITAL TRUSTEE CO. LTD. - A/C RELANCE TAX SAVER (ELSS) FUND	196,058	2.22	0	0.00	0	0.00		2.17
2	BIRLA SUN LIFE TRUSTEE COMPANY PRIVATE LIMITED A/C BIRLA SUN LIFE TAX RELIEF 96	160,268	1.81	0	0.00	0	0.00		2.10
3	RELANCE CAPITAL TRUSTEE CO LTD A/C-RELANCE REGULAR SAVINGS FUND-EQUITY OPTION	175,000	1.98	0	0.00	0	0.00		1.98
4	RELANCE CAPITAL TRUSTEE CO. LTD A/C RELANCEEQUITY OPPORTUNITES FUND	148,639	1.68	0	0.00	0	0.00		1.68
5	RELANCE CAPITAL TRUSTEE COMPANY LIMITED A/C RELANCE VISION FUND	99,000	1.12	0	0.00	0	0.00		1.12
TOTAL		778,965	8.81	0	0.00	0	0.00		9.05



(1)(c)(ii) Statement showing holding of securities (including shares, warrants, convertible securities) of persons (together with PAC) belonging to the category "Public" and holding more than 5% of the total number of shares of the Company

Sr. No.	Name(s) of the shareholder(s) and the Persons Acting in Concert (PAC) with them	Number of Shares held	Shares as a percentage of total number of shares (i.e., Grand Total (A)+(B)+(C) indicated in statement at para (i)(a) above)	Details of warrants		Details of Convertible securities		Total shares (including underlying shares assuming full conversion of warrants and convertible securities) as a % of diluted share capital
				Number of warrants held	As a % total number of warrants of the same class	Number of convertible securities held	% w.r.t total number of convertible securities of the same class	

N.A.

TOTAL

(1) (d) Statement showing details of locked-in-shares

Sr. No.	Name of the Shareholder	Number of Locked-in Shares	Locked-in shares as a (%) percentage of total number of shares (i.e., Grand Total (A)+(B)+(C) indicated in statement at para (i)(a) above)	Promoter / Promoter Group / Public

N.A.

TOTAL

(1) (a) Statement showing details of Depository Receipts (DRs)

Sr. No.	Type of outstanding DR (ADRs, GDRs, SDRs, etc.)	Number of outstanding DRs	Number of Shares underlying outstanding DRs	Shares underlying outstanding DRs as a percentage of total number of shares (i.e., Grand Total (A)+(B)+(C) indicated in statement at para (i)(a) above)

N.A.

TOTAL

(1) (b) Statement showing Holding of Depository Receipts (DRs), where underlying shares held by 'Promoter / Promoter group' are in excess of 1% of the total number of shares

Sr. No.	Name of the DR holder	Type of outstanding DR (ADRs, GDRs, SDRs, etc.)	Number of Shares underlying outstanding DRs	Shares underlying outstanding DRs as a percentage of total number of shares (i.e., Grand Total (A)+(B)+(C) indicated in statement at para (i)(a) above)

N.A.

TOTAL

Spadve

