

HIPOLIN LIMITED		
SHAREHOLDING PATTERN AS ON 31- Dec - 2014		
Script Code : 530853	CLASS OF SECURITY : EQUITY	Quarter Ended :31- Dec - 2014
(I)(a) Statement Showing Shareholding Pattern		Face Value : 10

Partly paid-up shares	No. of partly paid-up shares	As a % of total no. of partly paid-up shares	As a % of total no. of shares of the company
Held by promoter/promoter group	0	0	0
held by public	0	0	0
Total	0	0	0
Outstanding convertible securities	No. of outstanding securities	As a % of total no. of outstanding convertible securities	As a % of total no. of shares of the company assuming full conversion of the convertible securities
Held by promoter/promoter group	0	0	0
held by public	0	0	0
Total	0	0	0
Warrants	No. of warrant	As a % of total no. of warrants	As a % of total no. of shares of the company assuming full conversion of warrants
Held by promoter/promoter group	0	0	0
held by public	0	0	0
Total	0	0	0
Total Paid-up capital of the company assuming full conversion of warrants and convertible securities			3131300

For, Hipolin Limited

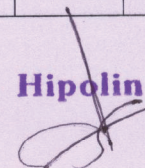

Director

Statement Showing Shareholding Pattern

Name of the Company : HIPOLIN LIMITED	
Scrip Code: 530853	Quarter Ended : 31-12-2014

Category Code	Category of Shareholder(s)	Number of Shareholder(s)	Total Number of shares	Number of shares held in Dematerialised Form	Total shareholding as a percentage of total number of shares		Shares pledged or otherwise encumbered	
					As a percentage of (A+B)	As a percentage of (A+B+C)	Number of shares	As a percentage
(A)	Shareholding of Promoter and Promoter Group							
(1)	Indian							
(a)	Individuals/ Hindu Undivided Family	25	2123436	2123436	67.81	67.81	N.A.	N.A.
(b)	Central Government/ State Government(s)	NIL	NIL	NIL	NIL	NIL	N.A.	N.A.
(c)	Bodies Corporate	4	172353	172353	5.50	5.50	N.A.	N.A.
(d)	Financial Institutions/ Banks	NIL	NIL	NIL	NIL	NIL	N.A.	N.A.
(e)	Others	NIL	NIL	NIL	NIL	NIL	N.A.	N.A.
	i)Trusts	NIL	NIL	NIL	NIL	NIL	N.A.	N.A.
	ii)Directors	NIL	NIL	NIL	NIL	NIL	N.A.	N.A.
	iii)Employee Welfare Trust	NIL	NIL	NIL	NIL	NIL	N.A.	N.A.
	SUB TOTAL (A)(1)	29	2295789	2295789	73.32	73.32	N.A.	N.A.
(2)	Foreign							
(a)	Individuals (Non-Residents Individuals/Foreign Individuals)	NIL	NIL	NIL	NIL	NIL	N.A.	N.A.
(b)	Bodies Corporate	NIL	NIL	NIL	NIL	NIL	N.A.	N.A.
(c)	Institutions	NIL	NIL	NIL	NIL	NIL	N.A.	N.A.
(d)	Others	NIL	NIL	NIL	NIL	NIL	N.A.	N.A.
	i)not Specified	NIL	NIL	NIL	NIL	NIL	N.A.	N.A.
	ii)not Specified	NIL	NIL	NIL	NIL	NIL	N.A.	N.A.
	ii)not Specified	NIL	NIL	NIL	NIL	NIL	N.A.	N.A.
	SUB TOTAL (A)(2)	NIL	NIL	NIL	NIL	NIL	N.A.	N.A.
	TOTAL Shareholding of Promoter and Promoter Group(A) = (1) + (2)	29	2295789	2295789	73.32	73.32	N.A.	N.A.
(B)	Public Shareholding							
(1)	Institutions							
(a)	Mutual Funds/ UTI	NIL	NIL	NIL	NIL	NIL	N.A.	N.A.
(b)	Financial Institutions / Banks	NIL	NIL	NIL	NIL	NIL	N.A.	N.A.

For, Hipolin Limited




Director

(c)	Central Government/ State Government(s)	NIL	NIL	NIL	NIL	NIL	N.A.	N.A.
(d)	Venture Capital Funds	NIL	NIL	NIL	NIL	NIL	N.A.	N.A.
(e)	Insurance Companies	NIL	NIL	NIL	NIL	NIL	N.A.	N.A.
(f)	Foreign Institutional Investors	NIL	NIL	NIL	NIL	NIL	N.A.	N.A.
(g)	Foreign Venture Capital Investors	NIL	NIL	NIL	NIL	NIL	N.A.	N.A.
(h)	Others	NIL	NIL	NIL	NIL	NIL	N.A.	N.A.
	i)Trusts	NIL	NIL	NIL	NIL	NIL	N.A.	N.A.
	ii)Not Specified	NIL	NIL	NIL	NIL	NIL	N.A.	N.A.
	SUB TOTAL (B)(1)	NIL	NIL	NIL	NIL	NIL	N.A.	N.A.
(2)	Non - Institutions							
(a)	Bodies Corporate	47	78653	77352	2.51	2.51	N.A.	N.A.
(b)	Individuals						N.A.	N.A.
	i) Individual Shareholders holding nominal share capital up to Rs.1 Lakh	2959	691491	471676	22.08	22.08	N.A.	N.A.
	ii) Individual Shareholders holding nominal share capital in excess of Rs.1 Lakh	3	61284	61284	1.96	1.96	N.A.	N.A.
(c)	Others						N.A.	N.A.
	i)Employees	NIL	NIL	NIL	NIL	NIL	N.A.	N.A.
	ii)Non Resident Repatriates	1	35	35	0.00	0.00	N.A.	N.A.
	iii)Non Resident Non Repatriates	3	1219	1219	0.04	0.04	N.A.	N.A.
	iv)Non domestic Companies	NIL	NIL	NIL	NIL	NIL	N.A.	N.A.
	v)Trusts						N.A.	N.A.
	vii)Others	4	2829	2829	0.09	0.09	N.A.	N.A.
	vi)Directors & their Relatives & Friends	NIL	NIL	NIL	NIL	NIL	N.A.	N.A.
	viii)Foreign Nations	NIL	NIL	NIL	NIL	NIL	N.A.	N.A.
	SUB TOTAL (B)(2)	3017	835511	614395	26.68	26.68	N.A.	N.A.
	TOTAL Public Shareholding(B) = (1) + (2)	3017	835511	614395	26.68	26.68	N.A.	N.A.
	TOTAL (A)+(B)	3046	3131300	2910184	100.00	100.00	N.A.	N.A.
(C)	Shares held by Custodians and against which Depository Receipts have been issued	NIL	NIL	NIL	NIL	NIL	N.A.	N.A.
	GRAND TOTAL (A) + (B) + (C)	3046	3131300	2910184	100.00	100.00	N.A.	N.A.

NA – Not applicable

For, Hipolin Limited


Director

(l) (b) **Statement showing Shareholding of persons belonging to the category "Promoter and Promoter Group"** Individuals/ Hindu Undivided Family

HIPOLIN LIMITED						
(l)(b)	Statement showing Shareholding of persons belonging to the category "Promoter and Promoter Group"			Shares pledged or otherwise encumbered		
Sr. No.	Name of the shareholder	Number of shares	Shares as a percentage of total number of shares {i.e., Grand Total (A)+(B)+(C) indicated in Statement at para (l)(a) above}	Number of shares	As a percentage of total No. of shares	As a % of grand total (A)+(B)+(C)
1	SHAILESHBHAI J SHAH	315250	10.07	0	0.00	0.00
2	JYOTIBEN J SHAH	275050	8.78	0	0.00	0.00
3	RUMIT BHARATBHAI SHAH	260300	8.31	0	0.00	0.00
4	VIVEK S SHAH	163300	5.22	0	0.00	0.00
5	BHUPENDRABHAI J SHAH	157846	5.04	0	0.00	0.00
6	SUBHASBHAI J SHAH	154350	4.93	0	0.00	0.00
7	JAYKUMARBHAI J. SHAH	100263	3.20	0	0.00	0.00
8	DAXABEN S SHAH	94900	3.03	0	0.00	0.00
9	ARUNABEN B SHAH	92300	2.95	0	0.00	0.00
10	DAXESHBHAI B SHAH	82549	2.64	0	0.00	0.00
11	REKHABEN B SHAH	79938	2.55	0	0.00	0.00
12	NARAYAN SOAPS AND CHEMICALS PRIVATE LIMITED	78939	2.52	0	0.00	0.00
13	MAYURIBEN S SHAH	75900	2.42	0	0.00	0.00
14	BHUPENDRABHAI J SHAH	72048	2.30	0	0.00	0.00
15	HIPOLIN INVESTMENT PRIVATE LIMITED.	62001	1.98	0	0.00	0.00
16	BHARATBHAI J. SHAH	56261	1.80	0	0.00	0.00
17	BHUPENDRA JAYANTILAL SHAH	42475	1.36	0	0.00	0.00
18	ARPAN J SHAH	29882	0.95	0	0.00	0.00
19	PURVIBEN D SHAH	23292	0.74	0	0.00	0.00
20	APURVA SHAILESHBHAI SHAH	19249	0.61	0	0.00	0.00
21	JAY DETERGENTS PRIVATE LIMITED	18413	0.59	0	0.00	0.00
22	JAYANTILAL BHOGILAL CHEMICALS PRIVATE LIMITED	13000	0.42	0	0.00	0.00
23	NIYATI VIVEKBHAI SHAH	7145	0.23	0	0.00	0.00
24	KRUPA HIREN SHAH	7000	0.22	0	0.00	0.00
25	SNEHA A SHAH	4499	0.14	0	0.00	0.00
26	MANA R SHAH	3000	0.10	0	0.00	0.00
27	BIJAL S DESAI	2339	0.07	0	0.00	0.00
28	POURVI MANISH DESAI	2300	0.07	0	0.00	0.00
29	NAIYABEN S SHETH	2000	0.06	0	0.00	0.00
TOTAL		2295789	73.32	0	0.00	0.00

For, Hipolin Limited
Director

(l) (c) (i) Statement showing Shareholding of persons belonging to the category "Public" and holding more than 1% of the total number of shares

Sr. No.	Name of the shareholder	Number of shares	Shares as a percentage of total number of shares {i.e., Grand Total (A)+(B)+(C) indicated in Statement at para (l)(a) above}
1	MUKESH COMMOTRADE LTD	39510	1.26
2	VANDANA K CHOKHAWALA	33001	1.05
TOTAL		72511	2.32


(l) (c) (ii) Statement showing Shareholding of persons belonging to the category "Public" and holding more than 5% of the total number of shares

Sr. No.	Name of the shareholder	Number of shares	Shares as a percentage of total number of shares (i.e., Grand Total (A)+(B)+(C) indicated in Statement at para (l)(a) above}
TOTAL			

(l)(d) Statement showing details of locked-in shares

Sl. No.	Name of the Shareholder	No. of Shares	Locked-in Shares as % of Total No. of Shares
NOT APPLICABLE			
TOTAL			

For, Hipolin Limited


Director

(II)(a) Statement showing details of Depository Receipts (DRs)

Sr. No.	Type of outstanding DR (ADRs, GDRs, SDRs, etc.)	Number of outstanding DRs	Number of shares underlying outstanding DRs	Shares underlying outstanding DRs as a percentage of total number of shares {i.e., Grand Total (A)+(B)+(C) indicated in Statement at para (I)(a) above}
NOT APPLICABLE				
TOTAL				

(II)(b) Statement showing Holding of Depository Receipts (DRs), where underlying shares are in excess of 1% of the total number of shares

Sr. No.	Name of the DR Holder	Type of outstanding DR (ADRs, GDRs, SDRs, etc.)	Number of shares underlying outstanding DRs	Shares underlying outstanding DRs as a percentage of total number of shares {i.e., Grand Total (A)+(B)+(C) indicated in Statement at para (I)(a) above}
NOT APPLICABLE				
TOTAL				

FOR HIPOLIN LIMITED
For, Hipolin Limited

DIRECTOR


 Director