


HINDUSTAN ORGANIC CHEMICALS LIMITED
SHAREHOLDING PATTERN AS ON 30.06.2014

(I) (a) Statement showing Shareholding Pattern

SCRIP CODE :500449		Name of Scrip : HINDORG		Class of Security : Equity		Quarter Ended : 30.06.2014		
Category Code	Partly paid up shares			Number of partly paid up shares	As a % of total number of partly paid up shares	As a % of total number of shares of the Company		
	Held by Promoter/Promoter group							
	Held by Public							
	Total			0	0.00	0.00		
	Outstanding Convertible Securities			Number of outstanding Securities	As a % of total No. of outstanding Con. Securities	As a % of total No. of shares of the Company, assuming full conversion of the Securities		
	Held by Promoter/Promoter group							
	Held by Public							
	Total			0	0.00	0.00		
	Warrants			Number of warrants	As a % of total number of warrants	As a % of total number of shares of the Company assuming full conversion of warrants		
	Held by Promoter/Promoter group							
	Held by Public							
	Total			0	0.00	0.00		
	Total paid up capital of the Company, assuming full conversion of warrants and convertible securities							
Category Code	Category of Shareholders	Number of Shareholders	Total No. of shares	Number of shares held in demat form	Total shareholding as a percentage of total number of shares		Shares pledged or otherwise encumbered	
					As a percentage of (A+B)	(A+B+C)	Number of Shares	As a %
(I)	(II)	(III)	(IV)	(V)	(VI)	(VII)	(VIII)	(IX)=(VIII)/(IV)*100
(A)	Shareholding of Promoter and Promoter Group*							
(1)	Indian							
(a)	Individuals/H.U.F	0	0	0	0.00	0.00		
(b)	Central/State Government(s)	1	39481500	39481500	58.78	58.78	N.A.	
(c)	Bodies Corporate	0	0	0	0.00	0.00		
(d)	Financial Institutions/Banks	0	0	0	0.00	0.00		
(e)	Any Other (specify)	0	0	0	0.00	0.00		
(f)	Employee Welfare Trust	0	0	0	0.00	0.00		
	Sub-Total (A)(1)	1	39481500	39481500	58.78	58.78		
(2)	Foreign							
(a)	Non Resident Individuals/Foreign Nationals	0	0	0	0.00	0.00		
(b)	Bodies Corporate	0	0	0	0.00	0.00		
(c)	Institutions	0	0	0	0.00	0.00	N.A.	
(d)	Qualified Foreign Investor	0	0	0	0.00	0.00		
(e)	Any Other (specify)	0	0	0	0.00	0.00		
	Sub-Total (A)(2)	0	0	0	0.00	0.00		
	Total holding of Promoter and Promoter Group (A)=(1)+(A)(2)	1	39481500	39481500	58.78	58.78		
(B)	Public Shareholding ³							
(1)	Institutions							
(a)	Mutual Funds/UTI	17	11600	0	0.02	0.02		
(b)	Financial Institutions/Banks	8	9900	7600	0.01	0.01		
(c)	Central Government/State Government(s)	0	0	0	0.00	0.00	N.A.	
(d)	Venture Capital Fund	0	0	0	0.00	0.00		
(e)	Insurance Companies	0	0	0	0.00	0.00		
(f)	Foreign Institutional Investors	4	1800	0	0.00	0.00		
(g)	Foreign Venture Capital Investors	0	0	0	0.00	0.00		
(h)	Qualified Foreign Investor	0	0	0	0.00	0.00		
(i)	Any Other(specify)	0	0	0	0.00	0.00		
	Sub-Total (B)(1)	27	23300	7600	0.03	0.03		
(2)	Non Institutions							
(a)	Bodies Corporate	899	3998893	3961791	5.95	5.95		
(b)	Individuals							
	i) Holding nominal share capital upto Rs. 1 lakh	51763	17921557	16105574	26.68	26.68		
	ii) Holding nominal share capital in excess of Rs. 1 lakh	171	4623844	4609044	6.88	6.88	N.A.	
(c)	Qualified Foreign Investor	0	0	0	0.00	0.00		
(d)	Any Other(specify)							
d-i	Trust	10	173220	173220	0.26	0.26		
d-ii	NRI (Rep)	2671	831032	477732	1.24	1.24		
d-iii	Clearing members	0	0	0	0.00	0.00		
d-iv	NRI (Non Rep)	180	118654	118654	0.18	0.18		
d-v	Foreign Corp. Bodies	0	0	0	0.00	0.00		
d-vi	Foreign national / Bodies/ OCB	1	1100	0	0.00	0.00		
d-vii	NSDL In transit	0	0	0	0.00	0.00		
	Sub-Total (B)(2)	55695	27668300	2546015	41.19	41.19		
	Total Public shareholding (B)=(1)+(B)(2)	55722	27691600	25453615	41.22	41.22		
	TOTAL (A)+(B)	55723	67173100	64935115	100.00	100.00		
(C)	Shares held by Custodians and against which Depository Receipts have been issued	0	0	0	0	0.00		
1	Promoter and Promoter Group	0	0	0	0.00	0.00		
2	Public	0	0	0	0.00	0.00		
	GRAND TOTAL (A)+(B)+(C)	55723	67173100	64935115	100.00	100.00		



(f) (b) Statement showing holding of securities (including shares, warrants, convertible securities) of persons belonging to the category "Promoter and Promoter Group"

Sr.No.	Name of the shareholder (II)	Details of Shares held		Encumbered shares ^(*)			Details of warrants		Details of convertible securities		Total shares (including underlying shares assuming full conversion of warrants and convertible securities as a % of diluted share capital (XII))
		No of Shares held (A)+(B)+(C) (III)	As a % of Grand total (A)+(B)+(C) (IV)	As a % of Grand total (A)+(B)+(C) of sub-clause (I)(a) held (V)	No of warrants held (VI)	As a % of total number of warrants of the same class held (IX)	Number of convertible securities held (X)	As a % of total number of convertible securities of the same class held (XI)			
1	PRESIDENT OF INDIA	39481500	58.78	(VII) = (V)/(III)*100	(VIII)	(IX)	(X)	(XI)		58.78	
	TOTAL	39481500	58.78							58.78	

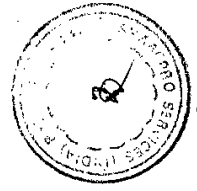
(*) The term "encumbrance" has the same meaning as assigned to it in section 28(3) of the SAST Regulations, 2011

(f) (c) (i) Statement showing holding of securities (including shares, warrants, convertible securities) of persons belonging to the category "Public" and holding more than 1% of the total number of shares.

Sr.No.	Name of the shareholder	Number of shares held (i)(a)	Shares as a percentage of total number of shares (i.e., Grand Total (A)+(B)+(C) Indicated in Statement at para (i)(a) above)	Details of warrants		Details of convertible securities		Total shares (including underlying shares assuming full conversion of warrants and convertible securities as a % of diluted share capital)
				As a % of total warrants of the same class held	No of warrants held	As a % of total number of convertible securities of the same class held	No of convertible securities held	
1	N/A	0	0.00					0.00
	TOTAL	0	0.00					0.00

(f) (c) (ii) Statement showing holding of securities (including shares, warrants, convertible securities) of persons (together with PAC) belonging to the category "Public" and holding more than 5% of the total number of shares of the company

Sr.No.	Name(s) of the shareholder(s) and the Persons Acting in Concert (PAC) with them	Number of shares held (i)(a)	Shares as a percentage of total number of shares (i.e., Grand Total (A)+(B)+(C) Indicated in Statement at para (i)(a) above)	Details of warrants		Details of convertible securities		Total shares (including underlying shares assuming full conversion of warrants and convertible securities as a % of diluted share capital)
				As a % of total warrants of the same class held	No of warrants held	As a % of total number of convertible securities of the same class held	No of convertible securities held	
1	N/A	0	0.00					0.00
	TOTAL	0	0.00					0.00




Hindustan Organic Chemicals Limited

Shareholding Pattern as on 30.06.2014

	Category	No. of Shares held	Percentage of Shareholding
A	PRESIDENT OF INDIA & NOMINEES	39481500	58.78
B	NON-RESIDENT		
1	Foreign Collaborators	0	0.00
2	Non-Domestic Companies	1100	0.00
3	Overseas Corporate Bodies	0	0.00
4	Foreign Institutional Investors	1800	0.00
5	Individual (Repatriation)	831032	1.24
6	Individual (Non-Repatriation)	118654	0.18
C	RESIDENT		
1	Financial Institutions	1000	0.00
2	Nationalised Banks	300	0.00
3	Mutual Funds	10600	0.02
4	Bodies Corporates	3998893	5.95
5	NSDL shares in Transit	0	0.00
6	Others:	22728221	33.84
	TOTAL	67173100	100.00





(I) (c) Statement showing details of locked in shares

Sr. No.	Name of shareholder	No. of locked-in shares	Locked-in shares as percentage of total no. of shares (i.e. Grand Total(A)+(B)+(C) Indicated in statement at para(1)(a) above)	Promoter / Promoter Group / Public
	N/A		0.00	
	TOTAL	0	0.00	

(II) (a) Statement showing details of Depository Receipts (DRS)

Sr. No.	Type of outstanding Dr(ADRs, GDRs, SDRs, etc)	No. of DRS	No. of shares underlying outstanding DRS	Shares underlying outstanding DRS as a percentage of total no. of shares (i.e. Grand Total (A)+(B)+(C) Indicated in
1	N/A	0	0	0.00
	TOTAL	0	0	0.00


(II) (b) Statement showing holding of Depository Receipts (DRs) where underlying shares held by "promoter/promoter group" are in excess of 1% of the total no. of shares.

Sr. No.	Name of the DR Holder	Type of outstanding DR(ADRs, GDRs, SDRs, etc.)	No. of shares underlying outstanding DRS.	Shares underlying outstanding DRS as a percentage of total (A)+(B)+(C) indicated in Statement at para (1)(a) above
1	N/A		0	0.00
	TOTAL		0	0.00

HINDUSTAN ORGANIC CHEMICALS LTD

SHAREHOLDING PATTERN AS ON 30.06.2014

	NO.OF HOLDERS	PAPER MODE	ELEC MODE	HOLDING	PERCENTAG E
A PRESIDENT OF INDIA & NOMINEES	1	0	39481500	39481500	58.7758
*** SUB TOTAL ***	1	0	39481500	39481500	58.7758
B FOREIGN HOLDING					
1 FOREIGN COLLABORATORS	0	0	0	0	0.0000
2 NON DOMESTIC COMPANY	1	1100	0	1100	0.0016
3 NON RESIDENT (NON-REP)	180	0	118654	118654	0.1766
4 NON RESIDENT (REP)	2671	353300	477732	831032	1.2371
5 FOREIGN INSTITUTIONAL INVESTORS	4	1800	0	1800	0.0027
6 O C Bs	0	0	0	0	0.0000
*** SUB TOTAL ***	2856	356200	596386	952586	1.4181
C GOVT / FINANCIAL INSTITUTIONS					
1 UNIT TRUST OF INDIA	2	1000	0	1000	0.0015
2 L.D.B.I.	0	0	0	0	0.0000
3 NATIONALISED BANKS	3	200	100	300	0.0004
4 MUTUAL FUNDS	15	10600	0	10600	0.0158
*** SUB TOTAL ***	20	11800	100	11900	0.0177
D BODIES CORPORATES					
1 DOMESTIC COMPANIES	899	37102	3961791	3998893	5.9531
2 OTHER NON NATIONALISED BANKS	3	2100	7500	9600	0.0143
*** SUB TOTAL ***	902	39202	3969291	4008493	5.9674
E DIRECTORS & EMPLOYEES					
1 DIRECTORS	0	0	0	0	0.0000
2 PROMOTERS & EMPLOYEES	808	156400	0	156400	0.2328
*** SUB TOTAL ***	808	156400	0	156400	0.2328
F NSDL	0	0	0	0	0.0000
G TOP HOLDER'S	100	0	3717205	3717205	5.5338
H OTHERS	51036	1674383	17170633	18845016	28.0544
< TOTAL >	55723	2237985	64935115	67173100	100.0000



Hindustan Organic Chemicals Limited

SHAREHOLDING PATTERN AS ON 30.06.2014

SR NO	Category	No. Of share holders	No. Of Shares held	Percentage of Shareholding
1	Physical	17468	2237985	3.33
2	Nsdl	25586	17746705	26.42
3	Cdsl	12669	47188410	70.25
4	Transsit	0	0	0.00
	TOTAL	55723	67173100	100.00

