

Hindustan Media Ventures Limited

Corporate Office :
18-20, Kasturba Gandhi Marg,
New Delhi - 110 001
Ph.: 23361234, 66561234
Fax : 66561270

Ref: HMVL/CS/08/2014

16-04-2014

The Listing Department
Bombay Stock Exchange Limited
Listing Department
P.J. Tower, Dalal Street
MUMBAI – 400 001

The National Stock Exchange of
India Limited
Exchange Plaza, 5th Floor
Plot No C/1, G Block
Bandra-Kurla Complex
Bandra (East)
MUMBAI – 400 051

Scrip Code: 533217
Company Code: HMVL

Dear Sirs,

Sub: Shareholding pattern pursuant to Clause 35 of the Listing Agreement

In terms of the requirements of Clause 35 of the Listing Agreement, enclosed please find the shareholding pattern of the Company as on 31st March, 2014 in the prescribed format.

Please acknowledge receipt.

Thanking you,
Yours faithfully,
For Hindustan Media Ventures Limited



(Tridib Barát)

Company Secretary

Encl: As above.


Registered Office :
Budh Marg, Patna - 800001
Ph.: 2223434, 2223772, 2223413, 2223314, 2222538
Fax : 2226120

कादम्बिनी


हिन्दुस्तान

नंदन

(1)(a) STATEMENT SHOWING SHAREHOLDING PATTERN IN CLAUSE-35			
NAME OF THE COMPANY:HINDUSTAN MEDIA VENTURES LIMITED			
SCRIP CODE:	533217	Name of the Scrip: HMVL	
Class of Security:	Equity		
QUARTER ENDED:	31/03/2014		
Partly paid-up shares	No. of partly paid-up shares	As a % of total no. of partly paid-up shares	As a % of total no. of shares of the Company.
Held by promoter/promoter group	0	0	0
Held by Public	0	0	0
Total:	0	0	0
Outstanding convertible securities:	No. of outstanding securities	As a % of total no. of outstanding convertible securities.	As a % of total no. of shares of the Company assuming full conversion of the convertible securities
Held by promoter/promoter group	0	0	0
Held by Public	0	0	0
Total:	0	0	0
Warrants:	No. of warrants	As a % of total no. of warrants	As a % of total no. of shares of the Company, assuming full conversion of warrants
Held by promoter/promoter group	0	0	0
Held by Public	0	0	0
Total:	0	0	0
Total paid-up capital of the Company, assuming full conversion of warrants and convertible securities	73393770 Shares of Rs.10/- Each	0	100.00




CATEGORY CODE	CATEGORY OF SHAREHOLDER	NO OF SHAREHOLDERS	TOTAL NUMBER OF SHARES	NO OF SHARES HELD IN DEMATERIALIZED FORM	TOTAL SHAREHOLDING AS A % OF TOTAL NO OF SHARES		SHARES PLEDGE OR OTHERWISE ENCUMBERED	
					AS a PERCENTAGE of (A+B)	As a PERCENTAGE of (A+B+C)	NUMBER OF SHARES	AS a PERCENTAGE
(I)	(II)	(III)	(IV)	(V)	(VI)	(VII)	(VIII)	(IX)=(VIII)/(IV)*100
(A)	PROMOTER AND PROMOTER GROUP							
(1)	INDIAN							
(a)	Individual /HUF	1	511446	511446	0.70	0.70	0	0.00
(b)	Central Government/State Government(s)	0	0	0	0.00	0.00	0	0.00
(c)	Bodies Corporate	1	54533458	54533458	74.30	74.30	0	0.00
(d)	Financial Institutions / Banks	0	0	0	0.00	0.00	0	0.00
(e)	Others	0	0	0	0.00	0.00	0	0.00
	Sub-Total A(1) :	2	55044904	55044904	75.00	75.00	0	0.00
(2)	FOREIGN							
(a)	Individuals (NRIs/Foreign Individuals)	0	0	0	0.00	0.00	0	0.00
(b)	Bodies Corporate	0	0	0	0.00	0.00	0	0.00
(c)	Institutions	0	0	0	0.00	0.00	0	0.00
(d)	Qualified Foreign Investor	0	0	0	0.00	0.00	0	0.00
(e)	Others	0	0	0	0.00	0.00	0	0.00
	Sub-Total A(2) :	0	0	0	0.00	0.00	0	0.00
	Total A=A(1)+A(2)	2	55044904	55044904	75.00	75.00	0	0.00
(B)	PUBLIC SHAREHOLDING							
(1)	INSTITUTIONS						NA	NA
(a)	Mutual Funds /UTI	16	9767417	9767417	13.31	13.31		
(b)	Financial Institutions /Banks	3	583166	583041	0.79	0.79		
(c)	Central Government / State Government(s)	0	0	0	0.00	0.00		
(d)	Venture Capital Funds	0	0	0	0.00	0.00		
(e)	Insurance Companies	0	0	0	0.00	0.00		
(f)	Foreign Institutional Investors	5	924867	924867	1.26	1.26		
(g)	Foreign Venture Capital Investors	0	0	0	0.00	0.00		
(h)	Qualified Foreign Investor	0	0	0	0.00	0.00		
(i)	Others	0	0	0	0.00	0.00		
	Sub-Total B(1) :	24	11275450	11275325	15.36	15.36		
(2)	NON-INSTITUTIONS						NA	NA
(a)	Bodies Corporate	175	4457052	4456152	6.07	6.07		




CATEGORY CODE	CATEGORY OF SHAREHOLDER	NO OF SHAREHOLDERS	TOTAL NUMBER OF SHARES	NO OF SHARES HELD IN DEMATERIALIZED FORM	TOTAL SHAREHOLDING AS A % OF TOTAL NO OF SHARES		SHARES PLEDGE OR OTHERWISE ENCUMBERED	
					AS a PERCENTAGE of (A+B)	As a PERCENTAGE of (A+B+C)	NUMBER OF SHARES	AS a PERCENTAGE (IX)=(VIII)/(IV)*100
(b)	Individuals							
	(i) Individuals holding nominal share capital upto Rs.1 lakh	3749	951637	931864	1.30	1.30		
	(ii) Individuals holding nominal share capital in excess of Rs.1 lakh	15	1525979	1525979	2.08	2.08		
(c)	Others							
	Non Resident Indians	112	108660	108660	0.15	0.15		
	Clearing Members	53	24090	24090	0.03	0.03		
	Trusts	1	5998	5998	0.01	0.01		
(d)	Qualified Foreign Investor	0	0	0	0.00	0.00		
	Sub-Total B(2) :	4105	7073416	7052743	9.64	9.64		
	Total B=B(1)+B(2) :	4129	18348866	18328068	25.00	25.00		
	Total (A+B) :	4131	73393770	73372972	100.00	100.00		
(C)	SHARES HELD BY CUSTODIAN, AGAINST WHICH DEPOSITORY RECEIPTS HAVE BEEN ISSUED				NA		NA	NA
(1)	Promoter and Promoter Group	0	0	0	0.00	0.00		
(2)	Public	0	0	0	0.00	0.00		
	GRAND TOTAL (A+B+C) :	4131	73393770	73372972	NA	100.00	0	0.00

NA-Not Applicable




(I)(b) Statement showing holding of securities (including shares, warrants, convertible securities) of persons belonging to the category "Promoter and Promoter Group"											
Sr.No	Name of the Shareholder	Details of Shares held		Encumbered shares (*)			Details of Warrants		Details of convertible securities		Total Shares (including underlying shares assuming full conversion of warrants and convertible securities) as a % of diluted share capital
		No. of Shares held	As a % of grand total (A)+(B)+(C)	Pledge Shares	AS a percentage	AS a % of grand total (A) + (B) + (C) of sub-clause (I)(a)	Number of warrants held	As a % of total number of warrants of the same class	Number of convertible securities held	As a % total number of convertible securities of the same class	
(I)	(II)	(III)	(IV)	(V)	(VI)=(V)/(III)*100	(VII)	(VIII)	(IX)	(X)	(XI)	(XII)
1	HT MEDIA LIMITED	54533458	74.30	0	0.00	0.00	0	0.00	0	0.00	74.30
2	NARESH KUMAR GUPTA (As a trustee of HT Group Companies Employees stock option Trust)	511446	0.70	0	0.00	0.00	0	0.00	0	0.00	0.70
	TOTAL :	55044904	75.00	0	0.00	0.00	0	0.00	0	0.00	75.00


(*) The term "encumbrance" has the same meaning as assigned to it in regulation 28(3) of the SAST Regulations, 2011




(i)(c)(i) Statement showing holding of securities (including shares, warrants, convertible securities) of persons belonging to the category "Public" and holding more than 1% of the total number of shares								
Sr.No.	Name of the shareholder	Number of shares held	Shares as a percentage of total number of shares (i.e., Grant total (A)+(B)+(C) indicated in Statement at para (i)(a) above}	Details of warrants		Details of convertible securities		Total shares (including underlying shares assuming full conversion of warrants and convertible securities) as a % of diluted share capital)
				Number of warrants held	As a % of total number of warrants of the same class	Number of convertible securities held	% w.r.t total number of convertible securities of the same class	
1	RELIANCE CAPITAL TRUSTEE CO. LTD A/C RELIANCEEQUITY OPPORTUNITIES FUND	4023887	5.48	0	0.00	0	0.00	5.48
2	HDFC TRUSTEE COMPANY LTD HDFC MF MONTHLY INCOME PLAN LONG TERM PLAN	2118876	2.89	0	0.00	0	0.00	2.89
3	RELIANCE CAPITAL TRUSTEE CO LTD A/C RELIANCE MONTHLY INCOME PLAN	1664143	2.27	0	0.00	0	0.00	2.27
4	AZIM HASHAM PREMJI	840397	1.15	0	0.00	0	0.00	1.15
5	KOTAK MAHINDRA (UK) LTD A/C KOTAK INDIA FOCUSFUNDII	750000	1.02	0	0.00	0	0.00	1.02
	TOTAL :	9397303	12.80	0	0.00	0	0.00	12.80




(I)(c)(ii) Statement showing holding of securities (including shares, warrants, convertible securities) of persons (together with PAC) belonging to the category "Public" and holding more than 5% of the total number of shares of the company								
Sr.No.	Name(s) of the shareholder(s) and the Persons Acting in Concert (PAC) with	Number of shares held	Shares as a percentage of total number of shares (i.e., Grant total (A)+(B)+(C) indicated in Statement at para (I)(a) above)	Details of warrants		Details of convertible securities		Total shares (including underlying shares assuming full conversion of warrants and convertible securities) as a % of diluted share capital)
				Number of warrants held	As a % total number of warrants of the same class	Number of convertible securities held	% w.r.t total number of convertible securities of the same class	
1	RELIANCE CAPITAL TRUSTEE CO. LTD A/C RELIANCEEQUITY OPPORTUNITIES FUND	4023887	5.48	0	0.00	0	0.00	5.48
	TOTAL :	4023887	5.48	0	0.00	0	0.00	5.48




(I)(d)		"STATEMENT SHOWING DETAILS OF LOCKED-IN SHARES"	
Sr.No.	Name of the shareholder	Number of locked-in shares	Locked-in shares as a (%) percentage of total number of shares {i.e, Grand Total (A)+(B)+(C) Indicated in Statement at para (I)(a) above}
	TOTAL :	0	0



(II)(a) STATEMENT SHOWING DETAILS OF DEPOSITORY RECEIPTS (DIs)				
Sr.No.	Type of outstanding DR (ADRs,GDRs,SDRs,etc.)	Number of outstanding DRs	Number of shares underlying outstanding DRs	Shares underlying outstanding DRs as a percentage of total number of shares {i.e., Grand Total (A)+(B)+(C) indicated in Statement at Para(I)(a) above}
	TOTAL :	0	0	0



(II)(b)	Statement showing Holding of Depository Receipts (DRs), where underlying shares held by "Promoter/Promoter group" are in excess of 1% of the total number shares.			
Sr.No.	Name of the DR Holder	Type of outstanding DR (ADRs,GDRs,SDRs, etc.)	Number of shares underlying outstanding DRs	Shares underlying outstanding DRs as a percentage of total number of shares (i.e., Grand Total (A)+(B)+(C) indicated in Statement at para(I)(a) above)
	TOTAL :		0	0



NOT APPLICABLE							
(III)(a) Statement showing the voting pattern of shareholders, if more than one class of shares/securities is issued by the issuer							
CATEG ORY CODE	CATEGORY OF SHAREHOLDERS	Number of Voting Rights held in each class of securities			Total Voting Rights (III+IV+V) (VI)	Total Voting Rights i.e(VI)	
		Class X (III)	Class Y (IV)	Class Z (V)		As a % of (A+B) (VI1)	As a % of (A+B+C) (VIII)
(I)	(II)						
(A)	PROMOTER AND PROMOTER GROUP						
(1)	INDIAN						
(a)	Individuals /Hindu Undivided Family						
(b)	Central Government/State Government(s)						
(c)	Bodies Corporate						
(d)	Financial Institutions / Banks						
(e)	Any Other (Specify)						
	Sub-Total (A) (1) :						
(2)	FOREIGN						
(a)	Individuals (Non Resident Individuals/Foreign Individuals)						
(b)	Bodies Corporate						
(c)	Institutions						
(d)	Any Other (Specify)						
	Sub-Total (A)(2) :						
	Total Share Holding of Promoter and Promoter Group (A)=(A)(1)+(A)(2)						
(B)	PUBLIC SHAREHOLDING						
(1)	INSTITUTIONS						
(a)	Mutual Funds /UTI						
(b)	Financial Institutions /Banks						
(c)	Central Government / State Government(s)						
(d)	Venture Capital Funds						
(e)	Insurance Companies						
(f)	Foreign Institutional Investors						
(g)	Foreign Venture Capital Investors						
(h)	Any Other (Specify)						
	Sub-Total (B)(1) :						
(2)	NON-INSTITUTIONS						
(a)	Bodies Corporate						
(b)	Individuals						
	(i) Individual shareholders holding nominal share capital up to Rs.1 lakh						
	(ii) Individual shareholders holding nominal share capital in excess of Rs.1 lakh						
(c)	Qualified Foreign Investor						
(d)	Any Other (Specify)						
	Clearing Members						
	Non Resident Indians						
	directors						
	Sub-Total (B)(2) :						
	Total Public Share Holding (B)=(B)(1)+(B)(2) :						
	Total (A)+(B) :						
(C)	Shares held by custodians, against which Depository Receipts have been issued						
	GRAND TOTAL (A)+(B)+(C) :						

