



Introductory sub-table (I)(a)

HINDUSTAN HARDY SPICER LIMITED				
Regd. Office: Plot No. C-12, M.I.D.C. Area, Ambad, Nashik - 422 010				
CIN : L29300MH1982PLC028498, Tel. No. : 0253-2382018, Fax No. 0253-2382528,				
E-mail ID : md@hhsl.net, Website : www.hhsl.net				
Name of the Company: HINDUSTAN HARDY SPICER LIMITED				
Scrip Code:505893 Name of the Scrip: HINDRARD Class of security:EQUITY				
QUARTER ENDED : 31.12.2014				
Partly paid-up shares:-		No. of partly paid-up shares	As a % of total no. of partly paid-up shares	As a % of total no. of shares of the company
Held by promoter/promoter group		0	0	0
Held by public		0	0	0
Total - D		0	0	0
Outstanding convertible securities:-		No. of outstanding securities	As a % of total no. of outstanding convertible securities	As a % of total no. of shares of the company, assuming full conversion of the convertible securities
Held by promoter/promoter group		0	0	0
Held by public		0	0	0
Total - E		0	0	0
Warrants:-		No. of warrants	As a % of total no. of warrants	As a % of total no. of shares of the company, assuming full conversion of warrants
Held by promoter/promoter group		0	0	0
Held by public		0	0	0
Total - F		0	0	0
Total paid-up capital of the company, assuming full conversion of warrants and convertible securities		1498450		




Statement Showing Shareholding Pattern

Category code	Category of Shareholder	Number of Shareholders	Table (I)(a)		Total shareholding as a percentage of total number of shares		Shares Pledged or otherwise encumbered	
			Total number of shares	Number of shares held in dematerialized form	As a percentage of (A+B) ¹	As a percentage of (A+B+C)	Number of shares	As a percentage
(A) Shareholding of Promoter and								
1	Indian							
(a)	Individuals/ Hindu Undivided Family	7	1651	501	0.11	0.11	0	0.00
(b)	Central Government/ State Government(s)	0			0.00	0.00	0	0.00
(c)	Bodies Corporate	4	600743	599993	40.09	40.09	0	0.00
(d)	Financial Institutions/ Banks	0	0	0	0.00	0.00	0	0.00
(e)	Any Others(Specify)	0	0	0	0.00	0.00	0	0.00
(e-i)					0.00	0.00		0.00
(e-ii)					0.00	0.00		0.00
	Sub Total(A)(1)	11	602394	600494	40.20	40.20	0	0.00
2 Foreign								
a	Individuals (Non-Residents Individuals/ Foreign Individuals)							
b	Bodies Corporate	1	390000	390000	26.03	26.03	0	0.00
c	Institutions	0	0	0	0.00	0.00	0	0.00
d	Qualified Foreign Investor	0	0	0	0.00	0.00	0	0.00
d-i	Any Others(Specify)							0.00
d-ii								0.00
	Sub Total(A)(2)	1	390000	390000	26.03	26.03	0	0.00
	Total Shareholding of Promoter	12	992394	990494	66.23	66.23	0	0.00
(B) Public shareholding								
1	Institutions							
(a)	Mutual Funds/ UTI	0	0	0	0.00	0.00	0	0
(b)	Financial Institutions/ Banks	1	50	50	0.00	0.00	0	0
(c)	Central Government/ State Government(s)	0	0	0	0.00	0.00	0	0
(d)	Venture Capital Funds	0	0	0	0.00	0.00	0	0
(e)	Insurance Companies	0	0	0	0.00	0.00	0	0
(f)	Foreign Institutional Investors	0	0	0	0.00	0.00	0	0
(g)	Foreign Venture Capital Investors	0	0	0	0.00	0.00	0	0
(h)	Qualified Foreign Investor	0	0	0	0.00	0.00	0	0
1	Foreign Financial institutions	0	0	0	0.00	0.00	0	0
2	Foreign Mutual Fund	0	0	0	0.00	0.00	0	0
	Sub-Total (B)(1)	1	50	50	0.00	0.00	0	0
B 2 Non-institutions								
(a)	Bodies Corporate	58	38011	37361	2.54	2.54	0	0
(b)	Individuals				0.00	0.00	0	0
	Individuals -i. Individual shareholders holding nominal share capital up to Rs 1 lakh	4033	423780	260489	28.28	28.28		
1							0	0



II	ii. Individual shareholders holding nominal share capital in excess of Rs. lakh.	1	21754	21754	1.45	1.45	0	0
(e)	Qualified Foreign Investor							
(d)	Any Other (specify)	0	0	0	0.00	0.00	0	0
(d-i)	Others	0	0	0	0.00	0.00	0	0
(d-ii)	Clearing member	2	159	159	0.01	0.01	0	0
(d-iii)	NRI Corp Bodies	10	3970	3920	0.26	0.26	0	0
(d-iv)	NRI Corp Bodies	0	0	0	0.00	0.00	0	0
(d-v)	Foreign Corp Bodies (Including FDI)	0	0	0	0.00	0.00	0	0
(d-vi)	Customers	0	0	0	0.00	0.00	0	0
(d-vii)	Suppliers	0	0	0	0.00	0.00	0	0
(d-viii)	Foreign Nationals	0	0	0	0.00	0.00	0	0
(d-ix)	Trusts	0	0	0	0.00	0.00	0	0
(d-x)	Hindu Undivided Families	51	18332	18332	1.22	1.22	0	0
(d-xi)	Directors Relatives	0	0	0	0.00	0.00	0	0
		0	0	0	0.00	0.00	0	0
	Sub-Total (B)(2)	4155	506006	342015	33.77	33.77	0	0
(B)	Total Public Shareholding (B)= (B)(1)+(B)(2)	4156	506056	342065	33.77	33.77	0	0
	TOTAL (A)+(B)	4168	1498450	1332559	100.00	100.00	0	0
(C)	Shares held by Custodians and against which Depository Receipts have been issued							
1	Promoter and Promoter Group	0	0	0	0	0.00	0	0
2	Public	0	0	0	0	0.00	0	0
	Sub-Total (C)	0	0	0	0	0	0	0
	GRAND TOTAL (A)+(B)+(C)	4168	1498450	1332559	100.00	100.00	0	0.00



(1)(b) Statement showing holding of securities (including shares, warrants, convertible securities) of persons belonging to the category "Promoter and Promoter Group"

Sr. No.	Name of the shareholder	Details of Shares held		Encumbered shares (*)			Details of warrants		Details of convertible securities		Total shares (including underlying shares assuming full conversion of warrants and convertible securities) as a % of diluted share capital
		Number of shares held	As a % of grand total (A)+(B)+(C)	No.	As a percentage (VI)=(VII/III)*100	As a % of grand total (A)+(B)+(C) of sub-clause (j)(a)	Number of warrants held	As a % total number of warrants of the same class	Number of convertible securities held	As a % total number of convertible securities of the same class	
1	SANJAYA CHANDRABHUSHAN SARAN	501	0.03	0	0.00	0.00	0	0	0	0	0.03
2	ARATI SANJAYA SARAN	50	0.00	0	0.00	0.00	0	0	0	0	0.00
3	ARATI VASANT PANDIT	100	0.01	0	0.00	0.00	0	0	0	0	0.01
4	MINAL CHANDRA SARAN	50	0.00	0	0.00	0.00	0	0	0	0	0.00
5	MINAL C SARAN	500	0.03	0	0.00	0.00	0	0	0	0	0.03
6	GOPIKA SARAN	400	0.03	0	0.00	0.00	0	0	0	0	0.03
7	GOPIKA SARAN	50	0.00	0	0.00	0.00	0	0	0	0	0.00
8	XLO INDIA LTD	599993	40.04	0	0.00	0.00	0	0	0	0	40.04
9	SPICER GELENKWELLEBAU GMBH	390000	26.03	0	0.00	0.00	0	0	0	0	26.03
10	CHARMINSAN INVESTMENTS PVT LTD	50	0.00	0	0.00	0.00	0	0	0	0	0.00
11	DEVAKI SARANHOLDING PVT LTD	450	0.03	0	0.00	0.00	0	0	0	0	0.03
12	MALLIKA SARAN HOLDINGS PVT LTD	250	0.02	0	0.00	0.00	0	0	0	0	0.02
TOTAL		992394	66.23	0	0.00	0.00	0	0	0	0	66.23

(*) The term "encumbrance" has the same meaning as assigned to it in regulation 28(3) of the SAST Regulations, 2011



(1)(c)(i) Statement showing holding of securities (including shares, warrants, convertible securities) of persons belonging to the category "Public" and holding more than 1% of the total number of shares

Sr. No.	Name of the shareholder	Number of shares held	Shares as a percentage of total number of shares {i.e., Grand Total (A)+(B)+(C) indicated in Statement at para (D)(a) above}	Details of warrants		Details of convertible securities		Total shares (including underlying shares assuming full conversion of warrants and convertible securities) as a % of diluted share capital
				Number of warrants held	As a % total number of warrants of the same class	Number of convertible securities held	% w.r.t total number of convertible securities of the same class	
1	DILIPKUMAR LAKHI	21754	1.45	0	0	0	0	1.45
TOTAL		21754	1.45	0	0	0	0	1.45



(D)(c)(ii) Statement showing holding of securities (including shares, warrants, convertible securities) of persons (together with PAC) belonging to the category "Public" and holding more than 5% of the total number of shares of the company

Sr. No.	Name(s) of the shareholder(s) and the Persons Acting in Concert (PAC) with them	Number of shares	Shares as a percentage of total number of shares {i.e., Grand Total (A)+(B)+(C) indicated in Statement at para (D)(a) above}	Details of warrants		Details of convertible securities		Total shares (including underlying shares assuming full conversion of warrants and convertible securities) as a % of diluted share capital
				Number of warrants	As a % total number of warrants of the same class	Number of convertible securities held	% w.r.t total number of convertible securities of the same class	
			0.00	0	0	0	0	0
	NIL		0.00	0	0	0	0	0
TOTAL		0	0.00	0	0	0	0	0



(D)(d) Statement showing details of locked-in shares

Sr. No.	Name of the shareholder	Number of locked-in shares	Locked-in shares as a percentage of total number of shares {i.e., Grand Total (A)+(B)+(C) indicated in Statement at para (D)(a) above}	Promoter/Promoter Group/Public
			0.00	
	NIL		0.00	
			0.00	
TOTAL		0	0.00	



(II)(a) Statement showing details of Depository Receipts (DRs)

Sr. No.	Type of outstanding DR (ADRs, GDRs, SDRs, etc.)	Number of outstanding DRs	Number of shares underlying outstanding DRs	Shares underlying outstanding DRs as a percentage of total number of shares {i.e., Grand Total (A)+(B)+(C) indicated in Statement at para (I)(a) above}
1	NIL			0.00
2				0.00
TOTAL		0	0	0.00



(II)(b) Statement showing holding of Depository Receipts (DRs), where underlying shares held by "promoter/promoter group" are in excess of 1% of the total number of shares

Sr. No.	Name of the DR Holder	Type of outstanding DR (ADRs, GDRs, SDRs, etc.)	Number of shares underlying outstanding DRs	Shares underlying outstanding DRs as a percentage of total number of shares {i.e., Grand Total (A)+(B)+(C) indicated in Statement at para (I)(a) above}
1	NIL			0.00
2				0.00
TOTAL			0	0.00

