

April 15, 2014

The National Stock Exchange of India Ltd.
Exchange Plaza, Bandra Kurla Complex
Bandra (East)
Mumbai - 400 051
NSE CODE: HINDDORROL
Fax No.022-26598237/38

Department of Corporate Services
The Bombay Stock Exchange Ltd.
Pheroze Jeejeebhoy Towers
Dalal Street
Mumbai - 400 001
BSE CODE: 509627
Fax No. 022- 22723132/2082

Dear Sirs,

Compliance of Clause 35 of the Listing Agreement

* * *


With reference to the captioned subject, we are forwarding herewith the Shareholding Pattern of the Company for the quarter ended 31st March, 2014 as per the prescribed format.

Please accept the same and acknowledge the receipt.

Thanking you

Yours faithfully


For Hindustan Dorr-Oliver Limited


(A S Pardha Saradhi)
Company Secretary




Encl: As above


(1)(a) STATEMENT SHOWING SHAREHOLDING PATTERN IN CLAUSE-35			
NAME OF THE COMPANY:HINDUSTAN DORR-OLIVER LIMITED			
SCRIP CODE:	509627	Name of the Scrip:	
Class of Security:			
QUARTER ENDED:	31/03/2014		
Partly paid-up shares	No. of partly paid-up shares	As a % of total no. of partly paid-up shares	As a % of total no. of shares of the Company.
Held by promoter/promoter group	0	0	0
Held by Public	0	0	0
Total:	0	0	0
Outstanding convertible securities:	No. of outstanding securities	As a % of total no. of outstanding convertible securities.	As a % of total no. of shares of the Company assuming full conversion of the convertible securities
Held by promoter/promoter group	0	0	0
Held by Public	0	0	0
Total:	0	0	0
Warrants:	No. of warrants	As a % of total no. of warrants	As a % of total no. of shares of the Company, assuming full conversion of warrants
Held by promoter/promoter group	0	0	0
Held by Public	0	0	0
Total:	0	0	0
Total paid-up capital of the Company, assuming full conversion of warrants and convertible securities	72005808	0	100.00



CATE GORY CODE	CATEGORY OF SHAREHOLDER	NO OF SHAREHOLD ERS	TOTAL NUMBER OF SHARES	NO OF SHARES HELD IN DEMATERIALIZED FORM	TOTAL SHAREHOLDING AS A % OF TOTAL NO OF SHARES		SHARES PLEDGE OR OTHERWISE ENCUMBERED	
					AS a PERCENTAGE of (A+B) (VI)	As a PERCENTAGE of (A+B+C) (VII)	NUMBER OF SHARES (VIII)	AS a PERCENTAGE (IX)=(VIII)/(IV)*100
(I)	(II)	(III)	(IV)	(V)	(VI)	(VII)	(VIII)	(IX)=(VIII)/(IV)*100
(A)	PROMOTER AND PROMOTER GROUP							
(1)	INDIAN							
(a)	Individual /HUF	0	0	0	0.00	0.00	0	0.00
(b)	Central Government/State Government	0	0	0	0.00	0.00	0	0.00
(c)	Bodies Corporate	2	39804430	39804430	55.28	55.28	21155306	53.15
(d)	Financial Institutions / Banks	0	0	0	0.00	0.00	0	0.00
(e)	Others	0	0	0	0.00	0.00	0	0.00
	Sub-Total A(1) :	2	39804430	39804430	55.28	55.28	21155306	53.15
(2)	FOREIGN							
(a)	Individuals (NRIs/Foreign Individuals)	0	0	0	0.00	0.00	0	0.00
(b)	Bodies Corporate	0	0	0	0.00	0.00	0	0.00
(c)	Institutions	0	0	0	0.00	0.00	0	0.00
(d)	Qualified Foreign Investor	0	0	0	0.00	0.00	0	0.00
(e)	Others	0	0	0	0.00	0.00	0	0.00
	Sub-Total A(2) :	0	0	0	0.00	0.00	0	0.00
	Total A=A(1)+A(2)	2	39804430	39804430	55.28	55.28	21155306	53.15
(B)	PUBLIC SHAREHOLDING							
(1)	INSTITUTIONS							
(a)	Mutual Funds /UTI	5	6013767	6013767	8.35	8.35		
(b)	Financial Institutions /Banks	1	4500	4500	0.01	0.01		
(c)	Central Government / State Governmen	0	0	0	0.00	0.00		



CATE GORY CODE	CATEGORY OF SHAREHOLDER	NO OF SHAREHOLD ERS	TOTAL NUMBER OF SHARES	NO OF SHARES HELD IN DEMATERIALIZ ED FORM	TOTAL SHAREHOLDING AS A % OF TOTAL NO OF SHARES		SHARES PLEDGE OR OTHERWISE ENCUMBERED	
					AS a PERCENTAGE of (A+B) (VI)	As a PERCENTAGE of (A+B+C) (VII)	NUMBER OF SHARES (VIII)	AS a PERCENTAGE (IX)=(VIII)/(IV)*100
(I)	(II)	(III)	(IV)	(V)	(VI)	(VII)	(VIII)	(IX)=(VIII)/(IV)*100
(d)	Venture Capital Funds	0	0	0	0.00	0.00		
(e)	Insurance Companies	0	0	0	0.00	0.00		
(f)	Foreign Institutional Investors	1	2591057	2591057	3.60	3.60		
(g)	Foreign Venture Capital Investors	0	0	0	0.00	0.00		
(h)	Qualified Foreign Investor	0	0	0	0.00	0.00		
(i)	Others	0	0	0	0.00	0.00		
	Sub-Total B(1) :	7	8609324	8609324	11.96	11.96		
(2)	NON-INSTITUTIONS							
(a)	Bodies Corporate	511	4329921	3683557	6.01	6.01		
(b)	Individuals							
	(i) Individuals holding nominal share capital upto Rs.1 lakh	19564	16052686	15269784	22.29	22.29		
	(ii) Individuals holding nominal share capital in excess of Rs.1 lakh	23	2238984	2238984	3.11	3.11		
(c)	Others							
	DIRECTORS	2	130700	130700	0.18	0.18		
	NON RESIDENT INDIANS	428	728096	728096	1.01	1.01		
	CLEARING MEMBERS	42	107947	107947	0.15	0.15		
	TRUSTS	2	3720	3000	0.01	0.01		
(d)	Qualified Foreign Investor	0	0	0	0.00	0.00		
	Sub-Total B(2) :	20572	23592054	22162068	32.76	32.76		
	Total B=B(1)+B(2) :	20579	32201378	30771392	44.72	44.72		
	Total (A+B) :	20581	72005808	70575822	100.00	100.00		




CATEG ORY CODE	CATEGORY OF SHAREHOLDER	NO OF SHAREHOLD ERS	TOTAL NUMBER OF SHARES	NO OF SHARES HELD IN DEMATERIALIZ ED FORM	TOTAL SHAREHOLDING AS A % OF TOTAL NO OF SHARES		SHARES PLEDGE OR OTHERWISE ENCUMBERED	
					AS a PERCENTAGE of (A+B) (VI)	As a PERCENTAGE of (A+B+C) (VII)	NUMBER OF SHARES (VIII)	AS a PERCENTAGE (IX)=(VIII)/(IV)*100
(I)	(II)	(III)	(IV)	(V)	(VI)	(VII)	(VIII)	(IX)
(C)	Shares held by custodians, against which Depository Receipts have been issued							
(1)	Promoter and Promoter Group							
(2)	Public	0	0	0	0.00	0.00		
	GRAND TOTAL (A+B+C) :	20581	72005808	70575822	100.00	0.00	21155306	29.38


Handwritten signature




(I)(b) Statement showing holding of securities (including shares, warrants, convertible securities) of persons belonging to the category "Promoter and Promoter Group"											
Sr.No	Name of the Shareholder	Details of Shares held		Encumbered shares (*)			Details of Warrants		Details of convertible securities		Total Shares (including underlying shares assuming full conversion of warrants and convertible securities) as a % of diluted share capital
		No. of Shares held	As a % of grand total (A)+(B)+(C)	Pledge Shares	AS a percentage	AS a % of grand total (A) + (B) + (C) of sub-clause (I)(a)	Number of warrants held	As a % total number of warrants of the same class	Number of convertible securities held	As a % total number of convertible securities of the same class	
(I)	(II)	(III)	(IV)	(V)	(VI)=(V)/(III) *100	(VII)	(VIII)	(IX)	(X)	(XI)	(XII)
1	IVRCL LIMITED	38848448	53.95	21155306	54.46	29.38	0	0.00	0	0.00	53.95
2	IVRCL LIMITED	955982	1.33	0	0.00	0.00	0	0.00	0	0.00	1.33
TOTAL :		39804430	55.28	21155306	53.15	29.38	0	0.00	0	0.00	55.28




(I)(c)(i) Statement showing holding of securities (including shares, warrants, convertible securities) of persons belonging to the category "Public" and holding more than 1% of the								
Sr.No.	Name of the shareholder	Number of shares held	Shares as a percentage of total number of shares {i.e., Grant total (A)+(B)+(C) indicated in Statement at para (I)(a) above}	Details of warrants		Details of convertible securities		Total shares (including underlying shares assuming full conversion of warrants and convertible securities) as a % of diluted share capital)
				Number of warrants held	As a % total number of warrants of the same class	Number of convertible securities held	% w.r.t total number of convertible securities of the same class	
1	SUNDARAM MUTUAL FUND A/C SUNDARAM SMILE FUND	2800000	3.89	0	0.00	0	0.00	3.89
2	MAVI INVESTMENT FUND LIMITED	2591057	3.60	0	0.00	0	0.00	3.60
3	SUNDARAM MUTUAL FUND A/C SUNDARAM SELECT THEMATICFUNDS CAPEX OPPORTUNITIES- GROWTH	1540361	2.14	0	0.00	0	0.00	2.14
4	SUNDARAM MUTUAL FUND A/C SUNDARAM SELECT THEMATICFUNDS CAPEX OPPORTUNITIES - DIVIDEND	1380906	1.92	0	0.00	0	0.00	1.92
	TOTAL :	8312324	11.54	0	0.00	0	0.00	11.54




(I)(c)(ii) Statement showing holding of securities (including shares, warrants, convertible securities) of persons (together with PAC) belonging to the category "Public" and hold								
Sr.No.	Name(s) of the shareholder(s) and the Persons Acting in Concert (PAC) with them	Number of shares held	Shares as a percentage of total number of shares {i.e., Grant total (A)+(B)+(C) indicated in Statement at para (I)(a) above}	Details of warrants		Details of convertible securities		Total shares (including underlying shares assuming full conversion of warrants and convertible securities) as a % of diluted share capital)
				Number of warrants held	As a % total number of warrants of the same class	Number of convertible securities held	% w.r.t total number of convertible securities of the same class	
	TOTAL :	0	0	0	0	0	0	0



(I)(d) STATEMENT SHOWING DETAILS OF LOCKED-IN SHARES"				
Sr.No.	Name of the shareholder	Number of locked-in shares	Locked-in shares as a (%) percentage of total number of shares {i.e, Grand Total (A)+(B)+(C) Indicated in Statement at para (I)(a) above}	Promoter/Promoter Group/Public
	TOTAL :	0	0	



(II)(a) STATEMENT SHOWING DETAILS OF DEPOSITORY RECEIPTS (DRS)				
Sr.No.	Type of outstanding DR (ADRs,GDRs,SDRs,etc.)	Number of outstanding DRs	Number of shares underlying outstanding DRs	Shares underlying outstanding DRs as a percentage of total number of shares {i.e., Grand Total (A)+(B)+(C) indicated in Statement at Para(I)(a) above}
	TOTAL :	0	0	0



(II)(b) Statement showing Holding of Depository Receipts (DRs), where underlying shares held by "Promoter/Promoter group" are in excess of 1% of the total number shares.				
Sr.No.	Name of the DR Holder	Type of outstanding DR (ADRs,GDRs,SDRs, etc.)	Number of shares underlying outstanding DRs	Shares underlying outstanding DRs as a percentage of total number of shares {i.e., Grand Total (A)+(B)+(C) indicated in Statement at para(I)(a) above}
TOTAL :			0	0

