


CLAUSE 35 OF EQUITY LISTING AGREEMENT


(I) (a) Statement showing Shareholding Pattern


Name of the Company:		HINDUSTAN CONSTRUCTION COMPANY LIMITED	
Scrip Code, Name of the scrip, class of security:		500185 / HCC / Equity Shares	
Quarter Ended :		30th September 2014	
Partly paid-up shares:-	No. of partly paid-up shares	As a % of total no. of partly paid-up shares	As a % of total no. of shares of the company
Held by Promoter / Promoters Group	0	0.00	0.00
Held by public	0	0.00	0.00
<b>Total</b>			
Outstanding convertible securities:-	No. of outstanding securities	As a % of total No. of outstanding convertible securities	As a % of total no. of shares of the company, assuming full conversion of the convertible securities
Held by Promoter / Promoters Group	0	0.00	0.00
Held by public	0	0.00	0.00
<b>Total</b>			
Warrants:-	No. of warrants	As a % of total no. of warrants	As a % of total no. of shares of the company, assuming full conversion of warrants
Held by Promoter / Promoters Group	0	0.00	0.00
Held by public	0	0.00	0.00
<b>Total</b>			
<b>Total paid-up capital of the company</b>	645826106		

Category code (I)	Category of Shareholder (II)	Number of shareholders (III)	Total number of shares (IV)	Number of shares held in dematerialised form (V)	Total Shareholding as a percentage of total number of shares		Shares pledged or otherwise encumbered	
					As a percentage of (A+B) (VI)	As a percentage of (A+B+C) (VII)	Number of shares (VIII)	As a Percentage (IX)=(VIII) / (IV)*100
<b>(A)</b>	<b>Shareholding of Promoter and Promoter Group</b>							
<b>(1)</b>	<b>Indian</b>							
(a)	Individuals / Hindu Undivided Family	4	2127294	2127294	0.33	0.33	0	0.00
(b)	Central Government / State Government(s)	0	0	0	0.00	0.00	0	0.00
(c)	Bodies Corporate	4	278887786	278887786	43.18	43.18	200703600	71.97
(d)	Financial Institutions / Banks	0	0	0	0.00	0.00	0	0.00
(e)	Any Other (specify)	0	0	0	0.00	0.00	0	0.00
	<b>Sub-Total (A) (1)</b>	<b>8</b>	<b>281015080</b>	<b>281015080</b>	<b>43.51</b>	<b>43.51</b>	<b>200703600</b>	<b>71.42</b>
<b>(2)</b>	<b>Foreign</b>							
(a)	Individuals (Non-Resident Individuals / Foreign Individuals)	0	0	0	0.00	0.00	0	0.00
(b)	Bodies Corporate	0	0	0	0.00	0.00	0	0.00
(c)	Institutions	0	0	0	0.00	0.00	0	0.00
(d)	Qualified Foreign Investor	0	0	0	0.00	0.00	0	0.00
(e)	Any Other (specify)	0	0	0	0.00	0.00	0	0.00
	<b>Sub-Total (A) (2)</b>	<b>0</b>	<b>0</b>	<b>0</b>	<b>0.00</b>	<b>0.00</b>	<b>0</b>	<b>0.00</b>
	<b>Total Shareholding of Promoter and Promoter Group (A) = (A)(1)+(A)(2)</b>	<b>8</b>	<b>281015080</b>	<b>281015080</b>	<b>43.51</b>	<b>43.51</b>	<b>200703600</b>	<b>71.42</b>
<b>(B)</b>	<b>Public Shareholding</b>							
<b>(1)</b>	<b>Institutions</b>							
(a)	Mutual Funds / UTI	10	13342627	13333627	2.07	2.07		
(b)	Financial Institutions / Banks	10	1101309	1098809	0.17	0.17		
(c)	Central Government / State Government(s)	0	0	0	0.00	0.00		
(d)	Venture Capital Funds	0	0	0	0.00	0.00		
(e)	Insurance Companies	7	8729069	8729069	1.35	1.35		
(f)	Foreign Institutional Investors	39	80376162	80310162	12.45	12.45		
(g)	Foreign Venture Capital Investors	0	0	0	0.00	0.00		
(h)	Qualified Foreign Investor	0	0	0	0.00	0.00		
(i)	Any Other (specify)	0	0	0	0.00	0.00		
	<b>Sub-Total (B) (1)</b>	<b>66</b>	<b>103549167</b>	<b>103471667</b>	<b>16.04</b>	<b>16.04</b>		
<b>(2)</b>	<b>Non-Institutions</b>							
(a)	Bodies Corporate	2437	73369597	73282597	11.36	11.36		



(b)	Individuals -								
i.	Individual shareholders holding nominal share capital upto Rs.1 lakh	199258	162878932	154875521	25.22	25.22			
ii.	Individual shareholders holding nominal share capital in excess of Rs.1 lakh	79	24991030	24823030	3.87	3.87			
(c)	Qualified Foreign Investor	0	0	0	0.00	0.00			
(d)	Any Other (specify)								
i.	Trust	3	5000	5000	0.00	0.00			
ii.	Foreign Bodies	0	0	0	0.00	0.00			
	<b>Sub-Total (B) (2)</b>	<b>201777</b>	<b>261244559</b>	<b>252986148</b>	<b>40.45</b>	<b>40.45</b>	<b>0.00</b>	<b>0.00</b>	
	<b>Total Public Shareholding (B) = (B)(1)+(B)(2)</b>	<b>201843</b>	<b>364793726</b>	<b>356457815</b>	<b>56.49</b>	<b>56.49</b>	<b>0.00</b>	<b>0.00</b>	
	<b>TOTAL (A)+(B)</b>	<b>201851</b>	<b>645808806</b>	<b>637472895</b>	<b>100.00</b>	<b>100.00</b>	<b>200703600</b>	<b>31.08</b>	
(C)	Shares held by Custodians and against which Depository Receipts have been issued								
		0	0	0	0.00	0.00			
(1)	Promoter and Promoter Group								
		1	17300	17300	0.00	0.00			
(2)	Public								
		201852	645826106	637490195			100.00	200703600	31.08
	<b>GRAND TOTAL (A)+(B)+(C)</b>								





**CLAUSE 35 OF EQUITY LISTING AGREEMENT**

Name of the Company:	HINDUSTAN CONSTRUCTION COMPANY LIMITED
Scrp Code, Name of the scrip, class of security:	500185 / HCC / Equity Shares
Quarter Ended :	30th September 2014

(I) (b) Statement showing holding of securities (including shares, warrants, convertible securities) of persons belonging to the category "Promoter and Promoter Group".

Sr. No. (I)	Name of the shareholder (II)	Details of Shares held		Share encumbered		Details of warrants		Details of convertible securities		Total shares (including underlying shares assuming full conversion of warrants and convertible securities) as a % of diluted share capital (XII)
		No. of Shares held (III)	As a % of Grand Total (A)+(B)+(C) (IV)	Number of Shares (V)	As a Percentage (VI)=(V)/(III)* 100 (VII)	As a % of grand total (A)+(B)+(C) of sub-clause (I)(a) (VII)	No. of warrants held (VIII)	As a % of total warrants of the same class (IX)	No. of convertible securities held (X)	
1	AJIT GULABCHAND	2117294	0.33	0	0.00	0	0.00	0	0.00	0.33
2	HINCON HOLDINGS LTD	216023600	33.45	200703600	92.91	0	0.00	0	0.00	33.45
3	HINCON FINANCE LIMITED	62261186	9.64	0	0.00	0	0.00	0	0.00	9.64
4	SHALAKA GULABCHAND DHAWAN	100000	0.00	0	0.00	0	0.00	0	0.00	0.00
5	SHALAKA INVESTMENT PVT LTD	5380000	0.08	0	0.00	0	0.00	0	0.00	0.08
<b>Member of the Promoter Group</b>										
6	ARYA CAPITAL MANAGEMENT PVT LTD	65000	0.01	0	0.00	0	0.00	0	0.00	0.01
<b>TOTAL</b>		<b>281015080</b>	<b>43.51</b>	<b>200703600</b>	<b>71.42</b>	<b>0</b>	<b>0.00</b>	<b>0</b>	<b>0.00</b>	<b>43.51</b>

(I)(c) Statement showing holding of securities (including shares, warrants, convertible securities) of persons belonging to the category "Public" and holding more than 1% of

Sr. No.	Name of the Shareholder	Number of Shares	Shares as a percentage of total number of shares (i.e., Grand Total (A)+(B)+(C) indicated in statement at para (I) (a) above)	Details of warrants		Details of convertible securities		Total shares (including underlying shares assuming full conversion of warrants and convertible securities) as a % of diluted share capital
				Number of warrants held	As a % total number of warrants of the same class	Number of convertible securities held	% w.r.t. total number of convertible securities of the same class	
1	SIWA HOLDINGS LIMITED	36082151	5.59	0	0.00	0	0.00	5.59
2	HSBC GLOBAL INVESTMENT FUNDS A/C HSBC GIF MAURITIUS LIMITED	13484433	2.09	0	0.00	0	0.00	2.09
3	M/S NAPEAN TRADING AND INVESTMENT CO PVT LTD	11111098	1.72	0	0.00	0	0.00	1.72
4	SUNDARAM MUTUAL FUND A/C SUNDARAM SELECT MIDCAP	9885760	1.53	0	0.00	0	0.00	1.53
5	DIMENSIONAL EMERGING MARKETS VALUE FUND	7005199	1.08	0	0.00	0	0.00	1.08
<b>TOTAL</b>		<b>77568661</b>	<b>12.01</b>	<b>0</b>	<b>0.00</b>	<b>0</b>	<b>0.00</b>	<b>12.01</b>

(I) (d) the total number of shares.

(ii) Statement showing holding of securities (including shares, warrants, convertible securities) of persons (together with PAC) belonging to the category "Public" and holding more than 5% of the total number of shares of the Company

Sr. No.	Name(s) of the Shareholder(s) and the Persons Acting in Concert (PAC) with them	Number of Shares	Shares as a percentage of total number of shares (i.e., Grand Total (A)+(B)+(C) indicated in statement at para (i) (a) above)	Details of warrants		Details of convertible securities		Total shares (including underlying shares assuming full conversion of warrants and convertible securities) as a % of diluted share capital
				Number of warrants	As a % total number of warrants of the same class	Number of convertible securities held	% w.r.t. total number of convertible securities of the same class	
1	SIWA HOLDINGS LIMITED	36,082,151	5.59	0	0.00	0	0.00	5.59
	<b>TOTAL</b>	<b>36,082,151</b>	<b>5.59</b>	<b>0</b>	<b>0.00</b>	<b>0</b>	<b>0.00</b>	<b>5.59</b>

(i) Statement showing details of locked-in shares


Sr. No.	Name of the Shareholder	Number of locked-in Shares	Locked-in shares as a (%) percentage of total number of shares (i.e., Grand Total (A)+(B)+(C) indicated in Statement at para (i)(a) above)	Promoter / Promoter Group / Public
1	HINCON FINANCE LIMITED	23,895,686	3.70	Promoter
2	HINCON HOLDINGS LTD	15,320,000	2.37	Promoter
	<b>Total</b>	<b>39,215,686</b>	<b>6.07</b>	

(ii) (a) Statement showing details of Depository Receipts (DRs)

Sr. No.	Type of outstanding DR (ADRs, GDRs, SDRs, etc.)	Number of outstanding DRs	Number of shares underlying outstanding DRs	Shares underlying outstanding DRs as a percentage of total number of shares (i.e., Grand Total (A)+(B)+(C) indicated in statement at para (i) (a) above)
1	GDR	17300	17300	0.00
	<b>TOTAL</b>	<b>17300</b>	<b>17300</b>	<b>0.00</b>

(ii) (b) Statement showing holding of Depository Receipts (DRs), where underlying shares held by 'Promoter / Promoter Group' are in excess of 1% of the total number of shares

Sr. No.	Name of the DR Holder	Type of outstanding DR (ADRs, GDRs, SDRs, etc.)	Number of shares underlying outstanding DRs	Shares underlying outstanding DRs as a percentage of total number of shares (i.e., Grand Total (A)+(B)+(C) indicated in statement at para (i)(a) above)
			NIL	
	<b>TOTAL</b>		<b>0</b>	<b>0.00</b>



CLAUSE 35 OF EQUITY LISTING AGREEMENT

Name of the Company:	HINDUSTAN CONSTRUCTION COMPANY LIMITED
Scrip Code, Name of the scrip, class of security:	500185 / HCC / Equity Shares
Quarter Ended	30th September 2014

(III) (a) Statement showing the voting pattern of shareholders, if more than one class of shares / securities is issued by the issuer.

Category code (I)	Category of Shareholder (II)	Number of Voting Rights held in each			Total Voting Rights (III+IV+V)	Total Voting Rights i.e. (VI)	
		Class X (III)	Class Y (IV)	Class Z (V)		As a percentage of (A+B) (VI)	As a percentage of (A+B+C) (VII)
(A)	<b>Shareholding of Promoter and Promoter Group</b>						
(1)	<b>Indian</b>						
(a)	Individuals / Hindu Undivided Family						
(b)	Central Government / State Governments(s)						
(c)	Bodies Corporate						
(d)	Financial Institutions / Banks						
(e)	Any Other (Trust)						
	<b>Sub-Total (A) (1)</b>	0	0	0	0.00	0.00	0.00
(2)	<b>Foreign</b>						
(a)	Individuals (Non-Resident Individuals / Foreign Individuals)						
(b)	Bodies Corporate						
(c)	Institutions						
(d)	Any Other (specify)						
	<b>Sub-Total (A) (2)</b>	0	0	0	0.00	0.00	0.00
	<b>Total Shareholding of Promoter and Promoter</b>	0	0	0	0.00	0.00	0.00
(B)	<b>Public Shareholding Institutions</b>						
(1)	<b>Institutions</b>						
(a)	Mutual Funds / UTI						
(b)	Financial Institutions / Banks						
(c)	Central Government / State Governments(s)						
(d)	Venture Capital Funds						
(e)	Insurance Companies						
(f)	Foreign Institutional Investors						
(g)	Foreign Venture Capital Investors						
(h)	Any Other (specify)						
	<b>Sub-Total (B) (1)</b>	0	0	0	0.00	0.00	0.00
(2)	<b>Non-Institutions</b>						
(a)	Bodies Corporate						
(b)	Individuals -						
i	Individual shareholders holding nominal share capital upto Rs. 1 lakh						
ii	Individual shareholders holding nominal share capital in excess of Rs. 1 lakh						
(c)	Any Other (specify)						
i	Trusts						
ii	Foreign Corporate Bodies						
	<b>Sub-total (B) (2)</b>	0	0	0	0.00	0.00	0.00
	<b>Total Public Shareholding (B) = (B)(1)+(B)(2)</b>	0	0	0	0.00	0.00	0.00
	<b>TOTAL (A)+(B)</b>	0	0	0	0.00	0.00	0.00
(C)	Shares held by Custodians and against which Depository Receipts have been issued						
	<b>GRAND TOTAL (A)+(B)+(C)</b>	0	0	0	0.00	0.00	0.00

**Note**

Only one class of Securities is issued by the Company, hence column (III) (a) is not applicable

