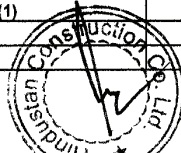


CLAUSE 35 OF EQUITY LISTING AGREEMENT

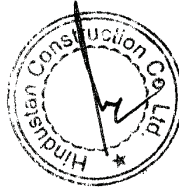
(i) (a) Statement showing Shareholding Pattern

<b>Name of the Company:</b>		HINDUSTAN CONSTRUCTION COMPANY LIMITED	
<b>Scrip Code, Name of the scrip, class of security:</b>		500185 / HCC / Equity Shares	
<b>Quarter Ended :</b>		30th June 2014	
<b>Partly paid-up shares:-</b>	<b>No. of partly paid-up shares</b>	<b>As a % of total no. of partly paid-up shares</b>	<b>As a % of total no. of shares of the company</b>
Held by Promoter / Promoters Group	0	0.00	0.00
Held by public	0	0.00	0.00
<b>Total</b>	<b>0</b>	<b>0.00</b>	<b>0.00</b>
<b>Outstanding convertible securities:-</b>	<b>No. of outstanding securities</b>	<b>As a % of total No. of outstanding convertible securities</b>	<b>As a % of total no. of shares of the company, assuming full conversion of the convertible securities</b>
Held by Promoter / Promoters Group	0	0.00	0.00
Held by public	0	0.00	0.00
<b>Total</b>	<b>0</b>	<b>0.00</b>	<b>0.00</b>
<b>Warrants:-</b>	<b>No. of warrants</b>	<b>As a % of total no. of warrants</b>	<b>As a % of total no. of shares of the company, assuming full conversion of warrants</b>
Held by Promoter / Promoters Group	0	0.00	0.00
Held by public	0	0.00	0.00
<b>Total</b>	<b>0</b>	<b>0.00</b>	<b>0.00</b>
<b>Total paid-up capital of the company</b>		645826106	

Category code (I)	Category of Shareholder (II)	Number of shareholders (III)	Total number of shares (IV)	Number of shares held in dematerialised form (V)	Total Shareholding as a percentage of total number of shares		Shares pledged or otherwise encumbered	
					As a percentage of (A+B) (VI)	As a percentage of (A+B+C) (VII)	Number of shares (VIII)	As a Percentage (IX)=(VIII) / (IV)*100
<b>(A)</b>	<b>Shareholding of Promoter and Promoter Group</b>							
<b>(1)</b>	<b>Indian</b>							
(a)	Individuals / Hindu Undivided Family	4	2127294	2127294	0.33	0.33	0	0.00
(b)	Central Government / State Government(s)	0	0	0	0.00	0.00	0	0.00
(c)	Bodies Corporate	4	278887786	278887786	43.18	43.18	200703600	71.97
(d)	Financial Institutions / Banks	0	0	0	0.00	0.00	0	0.00
(e)	Any Other (specify)	0	0	0	0.00	0.00	0	0.00
	<b>Sub-Total (A) (1)</b>	<b>8</b>	<b>281015080</b>	<b>281015080</b>	<b>43.51</b>	<b>43.51</b>	<b>200703600</b>	<b>71.42</b>
<b>(2)</b>	<b>Foreign</b>							
(a)	Individuals (Non-Resident Individuals / Foreign Individuals)	0	0	0	0.00	0.00	0	0.00
(b)	Bodies Corporate	0	0	0	0.00	0.00	0	0.00
(c)	Institutions	0	0	0	0.00	0.00	0	0.00
(d)	Qualified Foreign Investor	0	0	0	0.00	0.00	0	0.00
(e)	Any Other (specify)	0	0	0	0.00	0.00	0	0.00
	<b>Sub-Total (A) (2)</b>	<b>0</b>	<b>0</b>	<b>0</b>	<b>0.00</b>	<b>0.00</b>	<b>0</b>	<b>0.00</b>
	<b>Total Shareholding of Promoter and Promoter Group (A) = (A)(1)+(A)(2)</b>	<b>8</b>	<b>281015080</b>	<b>281015080</b>	<b>43.51</b>	<b>43.51</b>	<b>200703600</b>	<b>71.42</b>
<b>(B)</b>	<b>Public Shareholding</b>						N.A	N.A
<b>(1)</b>	<b>Institutions</b>						N.A	N.A
(a)	Mutual Funds / UTI	13	15956391	15947391	2.47	2.47		
(b)	Financial Institutions / Banks	7	689400	686900	0.11	0.11		
(c)	Central Government / State Government(s)	0	0	0	0.00	0.00		
(d)	Venture Capital Funds	0	0	0	0.00	0.00		
(e)	Insurance Companies	7	9164092	9164092	1.42	1.42		
(f)	Foreign Institutional Investors	42	81681350	81595350	12.64	12.64		
(g)	Foreign Venture Capital Investors	0	0	0	0.00	0.00		
(h)	Qualified Foreign Investor	0	0	0	0.00	0.00		
(i)	Any Other (specify)	0	0	0	0.00	0.00		
	<b>Sub-Total (B) (1)</b>	<b>69</b>	<b>107471233</b>	<b>107393733</b>	<b>16.64</b>	<b>16.64</b>		
<b>(2)</b>	<b>Non-Institutions</b>						N.A	N.A
(a)	Bodies Corporate	2722	66738656	66651656	10.34	10.34		



(b)	Individuals -							
i.	Individual shareholders holding nominal share capital upto Rs.1 lakh	197960	160877979	152822818	24.91	24.91		
ii.	Individual shareholders holding nominal share capital in excess of Rs.1 lakh	77	29700858	29532858	4.60	4.60		
(c)	Qualified Foreign Investor	0	0	0	0.00	0.00		
(d)	Any Other (specify)							
i.	Trust	3	5000	5000	0.00	0.00		
ii.	Foreign Bodies	0	0	0	0.00	0.00		
	<b>Sub-Total (B) (2)</b>	<b>200762</b>	<b>257322493</b>	<b>249012332</b>	<b>39.85</b>	<b>39.85</b>	<b>0.00</b>	<b>0.00</b>
	<b>Total Public Shareholding (B) = (B)(1)+(B)(2)</b>	<b>200831</b>	<b>364793726</b>	<b>356406065</b>	<b>56.49</b>	<b>56.49</b>	<b>0.00</b>	<b>0.00</b>
	<b>TOTAL (A)+(B)</b>	<b>200839</b>	<b>645808806</b>	<b>637421145</b>	<b>100.00</b>	<b>100.00</b>	<b>200703600</b>	<b>31.08</b>
(C)	Shares held by Custodians and against which Depository Receipts have been issued							
(1)	<b>Promoter and Promoter Group</b>	0	0	0	0.00	0.00		
(2)	<b>Public</b>	1	17300	17300	0.00	0.00		
	<b>GRAND TOTAL (A)+(B)+(C)</b>	<b>200840</b>	<b>645826106</b>	<b>637438445</b>		<b>100.00</b>	<b>200703600</b>	<b>31.08</b>

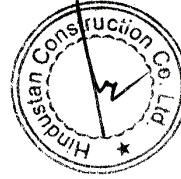


CLAUSE 35 OF EQUITY LISTING AGREEMENT

Name of the Company:	HINDUSTAN CONSTRUCTION COMPANY LIMITED
Scrip Code, Name of the scrip, class of security:	500185 / HCC / Equity Shares
Quarter Ended:	30th June 2014

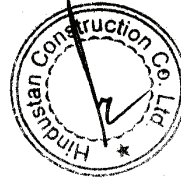
(i) (b) Statement showing holding of securities (including shares, warrants, convertible securities) of persons belonging to the category "Promoter and Promoter Group"

Sr. No. (i)	Name of the shareholder (ii)	Details of Shares held		Share encumbered		Details of warrants		Details of convertible		Total shares (including underlying shares assuming conversion of warrants and convertible securities)
		No. of Shares held (iii)	As a % of Grand Total (A)+(B)+(C) (iv)	Number of Shares (v)	As a Percent age (vi)=(v)/ (iii)*100	As a % of grand total (A)+(B)+(C) (i)+(a) (vii)	No. of warrants held (viii)	As a % of total numbers of warrants of the same class (ix)	No. of convertible securities held (x)	
1	AJIT GULABCHAND	2117294	0.33	0	0.00	0	0.00	0	0.00	0.33
2	HINCON HOLDINGS LTD	216023600	33.45	200703600	92.91	0	0.00	0	0.00	33.45
3	HINCON FINANCE LIMITED	62251186	9.64	0	0.00	0	0.00	0	0.00	9.64
4	SHALAKA GULABCHAND DHAWAN	10000	0.00	0	0.00	0	0.00	0	0.00	0.00
5	SHALAKA INVESTMENT PVT LTD	538000	0.08	0	0.00	0	0.00	0	0.00	0.08
	<b>Member of the Promoter Group</b>									
6	ARYA CAPITAL MANAGEMENT PVT LTD	65000	0.01	0	0.00	0	0.00	0	0.00	0.01
	<b>TOTAL</b>	<b>281015080</b>	<b>43.51</b>	<b>200703600</b>	<b>71.42</b>	<b>0</b>	<b>0.00</b>	<b>0</b>	<b>0.00</b>	<b>43.51</b>



(1)(c) Statement showing holding of securities (including shares, warrants, convertible securities) of persons belonging to the category "Public":  
 (i) and holding more than 1% of the total number of shares

Sr. No.	Name of the Shareholder	Number of Shares	Shares as a percentage of total number of shares (i.e., Grand Total (A)+(B)+(C) indicated in statement at para (i) (a) above)	Details of warrants		Details of convertible securities		Total shares (including underlying shares assuming full conversion of same class)
				Number of warrants held	As a % total number of warrants of the same class	Number of convertible securities held	% w.r.t. total number of convertible securities of the same class	
1	SIWA HOLDINGS LIMITED	36082151	5.59	0	0.00	0	0.00	5.59
2	HSBC GLOBAL INVESTMENT FUNDS A/C HSBC GIF MAURITIUS LIMITED	15256130	2.36	0	0.00	0	0.00	2.36
3	SUNDARAM MUTUAL FUND A/C SUNDARAM SELECT MIDCAP	12750000	1.97	0	0.00	0	0.00	1.97
4	M/S NAPEAN TRADING AND INVESTMENT CO. PVT LTD	7742037	1.20	0	0.00	0	0.00	1.20
5	DIMENSIONAL EMERGING MARKETS VALUE FUND	7005199	1.08	0	0.00	0	0.00	1.08
6	MV SCIF MAURITIUS	6818686	1.06	0	0.00	0	0.00	1.06
	<b>TOTAL</b>	<b>85654203</b>	<b>13.26</b>	<b>0</b>	<b>0.00</b>	<b>0</b>	<b>0.00</b>	<b>13.26</b>



(i)(c) Statement showing holding of securities (including shares, warrants, convertible securities) of persons (together with PAC) belonging to the category "Public" and holding more than 5% of the total number of shares of the Company


Sr. No.	Name(s) of the Shareholder(s) and the Persons Acting in Concert (PAC) with them	Number of Shares	Shares as a percentage of total number of shares (i.e., Grand Total (A)+(B)+(C) indicated in statement at para (i) (a) above)	Details of warrants		Details of convertible securities		Total shares (including underlying shares assuming full conversion of warrants and convertible securities)
				Number of warrants	As a % total number of warrants of the same class	Number of convertible securities held	% w.r.t. total number of convertible securities of the same class	
1	SIWA HOLDINGS LIMITED	36,082,151	5.59	0	0.00	0	0.00	5.59
	<b>TOTAL</b>	<b>36,082,151</b>	<b>5.59</b>	<b>0</b>	<b>0.00</b>	<b>0</b>	<b>0.00</b>	<b>5.59</b>

(i) (d) Statement showing details of locked-in shares

Sr. No.	Name of the Shareholder	Number of locked-in Shares	Locked-in shares as a (%) percentage of total number of shares (i.e., Grand Total (A)+(B)+(C) indicated in Statement at para (i)(a) above)	Promoter / Promoter Group / Public
1	HINCON FINANCE LIMITED	23,895,686	3.70	Promoter
2	HINCON HOLDINGS LTD	15,320,000	2.37	Promoter
	<b>Total</b>	<b>39,215,686</b>	<b>6.07</b>	

(ii) (a) Statement showing details of Depository Receipts (DRs)

Sr. No.	Type of outstanding DR (ADRs, GDRs, SDRs, etc.)	Number of outstanding DRs	Number of shares underlying outstanding DRs	Shares underlying outstanding DRs as a percentage of total number of shares (i.e., Grand Total (A)+(B)+(C) indicated in statement at para (i) (a) above)
1	GDR	17300	17300	0.00
	<b>TOTAL</b>	<b>17300</b>	<b>17300</b>	<b>0.00</b>



(ii) (b) Statement showing holding of Depository Receipts (DRs), where underlying shares held by 'Promoter / Promoter Group' are in excess of 1% of the total number of shares

Sr. No.	Name of the DR Holder	Type of outstanding DR (ADRs, GDRs)	Number of shares underlying outstanding DRs	Shares underlying outstanding DRs as a percentage of total number of shares (i.e., Grand Total (A)+(B)+(C) indicated in statement at para (i)(a) above)
		0	NIL	
TOTAL				0.00

