


CLAUSE 35 OF EQUITY LISTING AGREEMENT


(I) (a) Statement showing Shareholding Pattern

Name of the Company:		HINDUSTAN CONSTRUCTION COMPANY LIMITED	
Scrip Code, Name of the scrip, class of security:		500185 / HCC / Equity Shares	
Quarter Ended :		31st December 2014	
Partly paid-up shares:-	No. of partly paid-up shares	As a % of total no. of partly paid-up shares	As a % of total no. of shares of the company
Held by Promoter / Promoters Group	0	0.00	0.00
Held by public	0	0.00	0.00
Total	0	0.00	0.00
Outstanding convertible securities:-	No. of outstanding securities	As a % of total No. of outstanding convertible securities	As a % of total no. of shares of the company, assuming full conversion of the convertible securities
Held by Promoter / Promoters Group	0	0.00	0.00
Held by public	0	0.00	0.00
Total	0	0.00	0.00
Warrants:-	No. of warrants	As a % of total no. of warrants	As a % of total no. of shares of the company, assuming full conversion of warrants
Held by Promoter / Promoters Group	0	0.00	0.00
Held by public	0	0.00	0.00
Total	0	0.00	0.00
Total paid-up capital of the company	645826106		

Category code (I)	Category of Shareholder (II)	Number of shareholders (III)	Total number of shares (IV)	Number of shares held in dematerialised form (V)	Total Shareholding as a percentage of total number of shares		Shares pledged or otherwise encumbered	
					As a percentage of (A+B) (VI)	As a percentage of (A+B+C) (VII)	Number of shares (VIII)	As a Percentage (IX)=(VIII) / (IV)*100
(A)	Shareholding of Promoter and Promoter Group							
(1)	Indian							
(a)	Individuals / Hindu Undivided Family	4	2127294	2127294	0.33	0.33	0	0.00
(b)	Central Government / State Government(s)	0	0	0	0.00	0.00	0	0.00
(c)	Bodies Corporate	4	278887786	278887786	43.18	43.18	200703600	71.97
(d)	Financial Institutions / Banks	0	0	0	0.00	0.00	0	0.00
(e)	Any Other (specify)	0	0	0	0.00	0.00	0	0.00
	Sub-Total (A) (1)	8	281015080	281015080	43.51	43.51	200703600	71.42
(2)	Foreign							
(a)	Individuals (Non-Resident Individuals / Foreign Individuals)	0	0	0	0.00	0.00	0	0.00
(b)	Bodies Corporate	0	0	0	0.00	0.00	0	0.00
(c)	Institutions	0	0	0	0.00	0.00	0	0.00
(d)	Qualified Foreign Investor	0	0	0	0.00	0.00	0	0.00
(e)	Any Other (specify)	0	0	0	0.00	0.00	0	0.00
	Sub-Total (A) (2)	0	0	0	0.00	0.00	0	0.00
	Total Shareholding of Promoter and Promoter Group (A) = (A)(1)+(A)(2)	8	281015080	281015080	43.51	43.51	200703600	71.42
(B)	Public Shareholding						N.A	N.A
(1)	Institutions						N.A	N.A
(a)	Mutual Funds / UTI	8	12744726	12735726	1.97	1.97		
(b)	Financial Institutions / Banks	9	1950189	1947689	0.30	0.30		
(c)	Central Government / State Government(s)	0	0	0	0.00	0.00		
(d)	Venture Capital Funds	0	0	0	0.00	0.00		
(e)	Insurance Companies	5	11481915	11481915	1.78	1.78		
(f)	Foreign Institutional Investors	42	77104216	77038216	11.94	11.94		



(g)	Foreign Venture Capital Investors	0	0	0	0.00	0.00		
(h)	Qualified Foreign Investor	0	0	0	0.00	0.00		
(i)	Any Other (specify)	0	0	0	0.00	0.00		
	Foreign Portfolio Investments Corporation	2	610558	610558	0.10	0.10		
	Sub-Total (B) (1)	66	103891604	103814104	16.09	16.09		
(2)	Non-Institutions						N.A	N.A
(a)	Bodies Corporate	2429	59940850	59846850	9.28	9.28		
(b)	Individuals -							
i.	Individual shareholders holding nominal share capital upto Rs.1 lakh	206209	172602783	164685600	26.73	26.73		
ii.	Individual shareholders holding nominal share capital in excess of Rs.1 lakh	87	28339098	28171098	4.39	4.39		
(c)	Qualified Foreign Investor	0	0	0	0.00	0.00		
(d)	Any Other (specify)							
i.	Trust	4	19391	19391	0.00	0.00		
ii.	Foreign Bodies	0	0	0	0.00	0.00		
	Sub-Total (B) (2)	208729	260902122	252722939	40.40	40.40	0.00	0.00
	Total Public Shareholding (B) = (B)(1)+(B)(2)	208795	364793726	356637043	56.49	56.49	0.00	0.00
	TOTAL (A)+(B)	208803	645808806	637562123	100.00	100.00	200703600	31.08
(C)	Shares held by Custodians and against which Depository Receipts have been issued							
(1)	Promoter and Promoter Group	0	0	0	0.00	0.00		
(2)	Public	1	17300	17300	0.00	0.00		
	GRAND TOTAL (A)+(B)+(C)	208804	645826106	637569423			100.00	200703600



CLAUSE 35 OF EQUITY LISTING AGREEMENT


Name of the Company:	HINDUSTAN CONSTRUCTION COMPANY LIMITED
Scrp Code, Name of the scrip, class of security:	500185 / HCC / Equity Shares
Quarter Ended:	31st December 2014

(i) (b) Statement showing holding of securities (including shares, warrants, convertible securities) of persons belonging to the category "Promoter and Promoter Group"

Sr. No. (i)	Name of the shareholder (ii)	Details of Shares held		Share encumbered			Details of warrants		Details of convertible securities		Total shares (including underlying shares assuming full conversion of warrants and convertible securities) as a % of diluted share capital (XII)
		No. of Shares held (iii)	As a % of Grand Total (A)+(B)+(C) (iv)	Number of Shares (v)	As a Percentage (vi)=(v)/(iii)* 100	As a % of grand total (A)+(B)+(C) of sub-clause (vi) (vii)	No. of warrants held (viii)	As a % of total warrants of the same class (ix)	No. of convertible securities held (x)	As a % of total convertible securities of same class (xi)	
1	AJIT GULABCHAND	2117294	0.33	0	0.00	0.00	0	0.00	0	0.00	0.33
2	HINCON HOLDINGS LTD	216023600	33.45	200703600	92.91	31.08	0	0.00	0	0.00	33.45
3	HINCON FINANCE LIMITED	62261186	9.64	0	0.00	0.00	0	0.00	0	0.00	9.64
4	SHALAKA GULABCHAND DHAWAN	10000	0.00	0	0.00	0.00	0	0.00	0	0.00	0.00
5	SHALAKA INVESTMENT PVT LTD	5386000	0.08	0	0.00	0.00	0	0.00	0	0.00	0.08
Member of the Promoter Group											
6	ARYA CAPITAL MANAGEMENT PVT LTD	65000	0.01	0	0.00	0.00	0	0.00	0	0.00	0.01
TOTAL		281015080	43.51	200703600	71.42	31.08	0	0.00	0	0.00	43.51

(i)(c) Statement showing holding of securities (including shares, warrants, convertible securities) of persons belonging to the category "Public" and holding more than 1% of the total number of shares.

Sr. No.	Name of the Shareholder	Number of Shares	Shares as a percentage of total number of shares (i.e., Grand Total (A)+(B)+(C) indicated in statement at para (i) (a) above)	Details of warrants		Details of convertible securities		Total shares (including underlying shares assuming full conversion of warrants and convertible securities) as a % of diluted share capital
				Number of warrants held	As a % total number of warrants of the same class	Number of convertible securities held	% w.r.t. total number of convertible securities of the same class	
1	SINVA HOLDINGS LIMITED	36082151	5.59	0	0.00	0	0.00	5.59
2	HSBC GLOBAL INVESTMENT FUNDS A/C HSBC GIF MAURITIUS LIMITED	13484433	2.09	0	0.00	0	0.00	2.09
3	SUNDARAM MUTUAL FUND A/C SUNDARAM SELECT MIDCAP	9885780	1.54	0	0.00	0	0.00	1.54
TOTAL		59552364	9.22	0	0.00	0	0.00	9.22



(IXc) Statement showing holding of securities (including shares, warrants, convertible securities) of persons (together with PAC) belonging to the category "Public", and (ii) holding more than 5% of the total number of shares of the Company

Sr. No.	Name(s) of the Shareholder(s) and the Persons Acting in Concert (PAC) with them	Number of Shares	Shares as a percentage of total number of shares (i.e., Grand Total (A)+(B)+(C) indicated in statement at para (i) (a) above)	Details of warrants		Details of convertible securities		Total shares (including underlying shares assuming full conversion of warrants and convertible securities) as a % of diluted share capital
				Number of warrants	As a % total number of warrants of the same class	Number of convertible securities held	% w.r.t. total number of convertible securities of the same class	
1	SIWA HOLDINGS LIMITED	36,082,151	5.59	0	0.00	0	0.00	5.59
	TOTAL	36,082,151	5.59	0	0.00	0	0.00	5.59

(i) (d) Statement showing details of locked-in shares

Sr. No.	Name of the Shareholder	Number of locked-in Shares	Locked-in shares as a (%) percentage of total number of shares (i.e., Grand Total (A)+(B)+(C) indicated in Statement at para (i)(a) above)	Promoter / Promoter Group / Public
1	HINCON FINANCE LIMITED	23,895,686	3.70	Promoter
2	HINCON HOLDINGS LTD	15,320,000	2.37	Promoter
	Total	39,215,686	6.07	

(ii) (a) Statement showing details of Depository Receipts (DRs)

Sr. No.	Type of outstanding DR (ADRs, GDRs, SDRs, etc.)	Number of outstanding DRs	Number of shares underlying outstanding DRs	Shares underlying outstanding DRs as a percentage of total number of shares (i.e., Grand Total (A)+(B)+(C) indicated in statement at para (i) (a) above)
1	GDR	17300	17300	0.00
	TOTAL	17300	17300	0.00

(ii) (b) Statement showing holding of Depository Receipts (DRs), where underlying shares held by 'Promoter / Promoter Group' are in excess of 1% of the total number of shares

Sr. No.	Name of the DR Holder	Type of outstanding DR (ADRs, GDRs, SDRs, etc.)	Number of shares underlying outstanding DRs	Shares underlying outstanding DRs as a percentage of total number of shares (i.e., Grand Total (A)+(B)+(C) indicated in statement at para (i)(a) above)
			Nil	
	TOTAL	0	0	0.00

