

Introductory sub-table (I)(a)

Name of the Company: HINDUSTAN BIO SCIENCES LIMITED

Scrip Code, Name of the scrip, class of security: 532041 HINDBIO EQUITY

Quarter ended: 31-12-2014

Partly paid-up shares:-	No. of partly paid-up shares	As a % of total no. of partly	As a % of total no. of shares of
		paid-up shares	the company

Held by promoter/promoter group		0	
Held by public		0	
Total - D	0		0

Outstanding convertible securities:- No. of outstanding securities	As a % of total no. of	As a % of total no. of shares of
	outstanding convertible securities	the company, assuming full conversion of the convertible securities

Held by promoter/promoter group		0
Held by public		0
Total - E	0	0

Warrants:-	No. of warrants	As a % of total no.	As a % of total no. of shares of
		of warrants	the company, assuming full conversion of warrants


Held by promoter/promoter group		0	
Held by public		0	
Total - F	0		0

Total paid-up capital of the company, assuming full conversion of warrants and convertible securities

10250800



(a)	Bodies Corporate		119	559096	559096		5.45	5.45				
(b)	Individuals						0.00	0.00				
I	Individuals -i. Individual shareholders holding nominal share capital up to Rs 1 lakh		6609	6220094	6154788		60.68	60.68				
II	ii. Individual shareholders holding nominal share capital in excess of Rs. 1 lakh.											
(c)	Any Other (specify)		94	2084095	1556695		20.33	20.33				
(c-i)	Clearing Member		24	116459	116459		0.00	0.00				
(c-ii)	NRI		31	116541	116541		1.14	1.14				
	Sub-Total (B)(2)		6877	9096285	8503579		88.74	88.74				
(B)	Total Public Shareholding (B)=(B)(1)+(B)(2)		6877	9096285	8503579		88.74	88.74				
	TOTAL (A)+(B)		6882	10250800	9658094		100.00	100.00				
(C)	Shares held by Custodians and against Depository Receipts have been issued which											
1	Promoter and Promoter Group							0.00				#DIV/0!
2	Public							0.00				
	Sub-Total (C)		0	0	0			0				
	GRAND TOTAL (A)+(B)+(C)		6882	10250800	9658094		100.00	100.00		0		0.00




Sr.No	Notes
1	
2	
3	
4	
5	
6	
7	
8	
9	

(1)(b) Statement showing holding of securities (including shares, warrants, convertible securities) of persons belonging to the category "Promoter and Promoter Group"


Sr. No.	Name of the shareholder	Details of Shares held			Encumbered shares (*)			Details of warrants			Details of convertible securities		Total shares (including underlying shares assuming full conversion of warrants and convertible securities) as a % of diluted share capital
		Number of shares held	As a % of grand total (A)+(B)+(C)	No.	As a percentage	As a % of grand total (A)+(B)+(C) of sub-clause (1)(a)	Number of warrants held	As a % total number of warrants of the same class	Number of convertible securities held	As a % total number of convertible securities of the same class			
(i)	(ii)	(iii)	(iv)	(v)	(vi)=(v)/(iii)*100	(vii)	(viii)	(ix)	(x)	(xi)	(xii)		
1	J V R MOHAN RAJU	852200	8.31	0	0.00	0.00	0	#DIV/0!	#DIV/0!	#DIV/0!			
2	ISURESH	14900	0.15	0	0.00	0.00		#DIV/0!		#DIV/0!			
3	J UMA	600	0.01		0.00	0.00		#DIV/0!		#DIV/0!			
4	SUPER SOLUTIONS (I) PVT.LTD.	284715	2.78		0.00	0.00		#DIV/0!		#DIV/0!			
5	J VARUN VARMA	2100	0.02		0.00	0.00		#DIV/0!		#DIV/0!			
TOTAL		1154515	11.26	0	0.00	0.00	0	#DIV/0!	0	#DIV/0!	0		

(*) The term "encumbrance" has the same meaning as assigned to it in regulation 28(3) of the SAST Regulations, 2011



(D)(c)(i) Statement showing holding of securities (including shares, warrants, convertible securities) of persons belonging to the category "Public" and holding more than 1% of the total number of shares

Sr. No.	Name of the shareholder	Number of shares held	Shares as a percentage of total number of shares {i.e., Grand Total (A)+(B)+(C) indicated in Statement at para (D)(a) above}	Details of warrants		Details of convertible securities		Total shares (including underlying shares assuming full conversion of warrants and convertible securities) as a % of diluted share capital
				Number of warrants held	As a % total number of warrants of the same class	Number of convertible securities held	% w.r.t total number of convertible securities of the same class	
1	DANLAW SYSTEMS INDIA LTD	133732	1.30		#DIV/0!		#DIV/0!	
2			0.00		#DIV/0!		#DIV/0!	
3			0.00		#DIV/0!		#DIV/0!	
4			0.00		#DIV/0!		#DIV/0!	
5			0.00		#DIV/0!		#DIV/0!	
6			0.00		#DIV/0!		#DIV/0!	
7			0.00		#DIV/0!		#DIV/0!	
8			0.00		#DIV/0!		#DIV/0!	
9			0.00		#DIV/0!		#DIV/0!	
10			0.00		#DIV/0!		#DIV/0!	
TOTAL		133732	1.30	0	#DIV/0!	0	#DIV/0!	0



(D)(c)(ii) Statement showing holding of securities (including shares, warrants, convertible securities) of persons (together with PAC) belonging to the category "Public" and holding more than 5% of the total number of shares of the company

Sr. No.	Name(s) of the shareholder(s) and the Persons Acting in Concert (PAC) with them	Number of shares	Shares as a percentage of total number of shares {i.e., Grand Total (A)+(B)+(C) indicated in Statement at para (D)(a) above}	Details of warrants		Details of convertible securities		Total shares (including underlying shares assuming full conversion of warrants and convertible securities) as a % of diluted share capital
				Number of warrants	As a % total number of warrants of the same class	Number of convertible securities held	% w.r.t total number of convertible securities of the same class	
1		0	0.00		#DIV/0!		#DIV/0!	
2			0.00		#DIV/0!		#DIV/0!	
3			0.00		#DIV/0!		#DIV/0!	
4			0.00		#DIV/0!		#DIV/0!	
5			0.00		#DIV/0!		#DIV/0!	
6			0.00		#DIV/0!		#DIV/0!	
7			0.00		#DIV/0!		#DIV/0!	
8			0.00		#DIV/0!		#DIV/0!	
9			0.00		#DIV/0!		#DIV/0!	
10			0.00		#DIV/0!		#DIV/0!	
TOTAL		0	0.00	0	#DIV/0!	0	#DIV/0!	0

(III)(a) Statement showing details of Depository Receipts (DRs)

Sr. No.	Type of outstanding DR (ADRs, GDRs, SDRs, etc.)	Number of outstanding DRs	Number of shares underlying outstanding DRs	Shares underlying outstanding DRs as a percentage of total number of shares {i.e., Grand Total (A)+(B)+(C) indicated in Statement at para (I)(a) above}
1		0	0	0.00
2				0.00
3				0.00
4				0.00
5				0.00
6				0.00
7				0.00
8				0.00
9				0.00
TOTAL		0	0	0.00

(II)(b) Statement showing holding of Depository Receipts (DRs), where underlying shares held by "promoter/promoter group" are in excess of 1% of the total number of shares

Sr. No.	Name of the DR Holder	Type of outstanding DR (ADRs, GDRs, SDRs, etc.)	Number of shares underlying outstanding DRs	Shares underlying outstanding DRs as a percentage of total number of shares {i.e., Grand Total (A)+(B)+(C) indicated in Statement at para (I)(a) above}
1		0	0	0.00
2				0.00
3				0.00
4				0.00
5				0.00
6				0.00
7				0.00
8				0.00
9				
TOTAL				0.00