


(I)(a) Statement Showing Shareholding Pattern

Name of the Company : **HIMACHAL FUTURISTIC COMMUNICATIONS LTD**


Script Code : **500183 (BSE); HFCL (NSE)** Name of Script : **Himachal Futuristic Communications Limited**

Class of Security : **Equity** As on 30th September, 2014

Party paid-up shares:-	No of party paid up shares	As a % of total no. of partly paid-up shares	As a % of total no. of shares of the Company
Held by promoter/ promoter group	0	0	0
Held by public	0	0	0
Total	0	0	0
Outstanding convertible securities:	No of outstanding securities	As a % of total no. of outstanding securities	As a % of total no. of shares of the Company, assuming full conversion of the convertible securities
Held by promoter/ promoter group	0	0	0
Held by public	0	0	0
Total	0	0	0
Warrants:-	No of Warrants	As a % of total no. of Warrants	As a % of total no. of shares of the Company, assuming full conversion of the warrants
Held by promoter/ promoter group	0	0	0
Held by public	0	0	0
Total	0	0	0
Total paidup capital of the Company assuming full conversion of warrants and convertible securities			1239377194




Category code	Category of shareholder	No. of shareholders	Total number of shares.	Number of shares held in dematerialized form	Total shareholding as a percentage of total number of shares		Number of Shares Pledged or otherwise encumbered	As a percentage of Total number of Shares
					As a percentage of (A+B) 1	As a percentage of (A+B+C)		
I	II	III	IV	V	VI	VII	VIII	IX
(A)	Shareholding of Promoter and Promoter Group ²							
(1)	Indian							
(a)	Individuals/Hindu Undivided Family	5	638344	638344	0.05151	0.05151	239700	37.55029
(b)	Central Government/State Government(s)	0	0	0	0.00000	0.00000	0	0.00000
(c)	Bodies Corporate	10	480485870	480484770	38.76833	38.76833	240516300	50.05689
(d)	Financial Institutions/Banks	0	0	0	0.00000	0.00000	0	0.00000
(e)	Any Other (specify)	0	0	0	0.00000	0.00000	0	0.00000
	Sub-Total (A)(1)	15	481124214	481123114	38.81984	38.81984	240756000	50.04030
(2)	Foreign							
(a)	Individuals (Non Resident Individual/Foreign Individual)	0	0	0	0.00000	0.00000		
(b)	Bodies Corporate	0	0	0	0.00000	0.00000		
(c)	Institutions	0	0	0	0.00000	0.00000		
(d)	Qualified Foreign Investor	0	0	0	0.00000	0.00000		
(e)	Any Other (specify)	0	0	0	0.00000	0.00000		
	Sub-Total (A)(2)	0	0	0	0.00000	0.00000		
	Total Shareholding of Promoter and Promoter Group (A)=A(1)+A(2)	15	481124214	481123114	38.81984	38.81984	240756000	50.04030
(B)	Public Shareholding ³							
(1)	Institutions						N.A.	N.A.
(a)	Mutual Funds/UTI	16	1534681	1530851	0.12383	0.12383		
(b)	Financial Institutions/Banks	10	155826966	155825866	12.57301	12.57301		
(c)	Central Government/State Government(s)	0	0	0	0.00000	0.00000		
(d)	Venture Capital Funds	0	0	0	0.00000	0.00000		
(e)	Insurance Companies	1	521000	521000	0.04204	0.04204		
(f)	Foreign Institutional Investors	37	9932417	9926797	0.80140	0.80140		



Category code	Category of shareholder	No. of shareholders	Total number of shares.	Number of shares held in dematerialized form	Total shareholding as a percentage of total number of shares		Number of Shares	As a percentage of Total number of Shares
					As a percentage of (A+B)1	As a percentage of (A+B+C)		
(g)	Foreign Venture Capital Investors	0	0	0	0.00000	0.00000		
(h)	Qualified Foreign Investor	0	0	0	0.00000	0.00000		
(i)	Any Other (specify)							
	Foreign Banks	3	5305	1705	0.00043	0.00043		
	Foreign Nationals	6	13720	13720	0.00111	0.00111		
	Sub-Total (B)(1)	73	167834089	167819939	13.54182	13.54182		
(2)	Non-institutions						N.A.	N.A.
(a)	Bodies Corporate	3157	293244533	293212963	23.66064	23.66064		
(b)	Individuals -							
	i. Individual shareholders holding nominal share capital up to Rs. 1 lakh	246893	232060240	231547787	18.72394	18.72394		
	ii. Individual shareholders holding nominal share capital in excess of Rs. 1 lakh	206	60606005	60606005	4.89004	4.89004		
(c)	Qualified Foreign Investor	0	0	0	0.00000	0.00000		
(d)	Any Other (specify)							
	Trust	13	184073	184073	0.01485	0.01485		
	OCBs	4	38250	37250	0.00308	0.00308		
	Clearing Members	477	4285790	4285790	0.34579	0.34579		
	Sub-Total (B)(2)	250750	590418891	589873868	47.63834	47.63834		
	Total Public Shareholding (B)=(B)(1)+(B)(2)	250823	758252980	757693807	61.18016	61.18016		
(C)	Shares held by Custodians and against which Depository receipts have been issued							
	Total (A)+(B)	250838	1239377194	1238816921	100.00000	100.00000		
(1)	Promoter/ Promoter group	0	0	0	N.A.	0.00000		
(2)	Public	0	0	0	N.A.	0.00000		
	GRAND TOTAL (A)+(B)+(C)	250838	1239377194	1238816921	N.A.	100.00000	240756000	19.42556

1 For determining public shareholding for the purpose of Clause 40A
2 For definitions of "Promoter" and "Promoter Group", refer to Clause 40A
3 For definitions of "Public Shareholding", refer to Clause 40A




(i)(b) STATEMENT SHOWING HOLDING OF SECURITIES (INCLUDING SHARES, WARRANTS, CONVERTIBLE SECURITIES) OF PERSONS BELONGING TO THE CATEGORY "PROMOTER AND PROMOTER GROUP".

Sr. No.	Name of the Shareholder	Details of Shares held			Encumbered shares (*)			Details of Warrant			Details of Convertible Securities			Total shares (including underlying shares assuming full conversion of warrants and convertible securities) as a % of diluted share capital (XII)
		Number of Shares held	As a % of grand total (A)+(B)+(C)	Number	As a Percentage (V)=(Y/III)*100	As a % of grand total (A)+(B)+(C) of sub clause (i) (a)	Number of Warrants held	As a % of total number of warrants of the same class	Number of Convertible Securities held	As a % of total number of Convertible Securities of the same class	Number of Convertible Securities held	As a % of total number of Convertible Securities of the same class		
(i)	(ii)	(iii)	(iv)	(v)	(vi)=(v/iii)*100	(vii)	(viii)	(ix)	(x)	(xi)	(xii)			
1	NextWave Communications Private Ltd	234765000	18.94218	119730150	51.00000	9.66051	0	0	0	0	18.94218			
2	ANM Engineering & Works Pvt. Ltd.	236590000	19.08943	119720150	50.60660	9.66051	0	0	0	0	19.08943			
3	Apex Enterprises (India) Ltd	5871195	0.47372	400000	6.81282	0.03227	0	0	0	0	0.47372			
4	Kalvan Vyapaar (P) Ltd	1098174	0.88861	-	-	-	0	0	0	0	0.88861			
5	Vrnsan Brothers (P) Ltd	671600	0.05419	656000	98.76543	0.05293	0	0	0	0	0.05419			
6	Surington Finance Ltd	664200	0.05359	239700	51.00000	0.01934	0	0	0	0	0.05359			
7	Anant Nahata	470000	0.03792	-	-	-	0	0	0	0	0.03792			
8	Yashodham Marchants (P) Ltd	350000	0.02824	-	-	-	0	0	0	0	0.02824			
9	Shankar Sales Promotion (P) Ltd	300201	0.02422	-	-	-	0	0	0	0	0.02422			
10	Armit Sales Promotion (P) Ltd	172700	0.01393	-	-	-	0	0	0	0	0.01393			
11	Babulal Nahata	82407	0.00665	-	-	-	0	0	0	0	0.00665			
12	Manendra Nahata	73477	0.00593	-	-	-	0	0	0	0	0.00593			
13	Manik Lal Nahata	11920	0.00096	-	-	-	0	0	0	0	0.00096			
14	Vaibhav Credit & Portfolio (P) Ltd	2800	0.00023	-	-	-	0	0	0	0	0.00023			
15	Anil Kumar Nahata	540	0.00004	-	-	-	0	0	0	0	0.00004			
	TOTAL	481124214	38.81984	240756000	50.04030	19.42556	0	0	0	0	38.81984			

(*) The term "encumbrance" has the same meaning as assigned to it in regulation 28(3) of SAST Regulation, 2011

(i)(c) STATEMENT SHOWING HOLDING OF SECURITIES (INCLUDING SHARES, WARRANTS, CONVERTIBLE SECURITIES) OF PERSONS BELONGING TO THE CATEGORY "PUBLIC" AND HOLDING MORE THAN 1% OF THE TOTAL NUMBER OF SHARES

Sr. No.	Name of the Shareholder	Number of Shares held	Shares as a percentage of total number of shares (B)+(C) indicated in statement at para (i)(a) above]	Details of Warrant		Details of Convertible Securities		Total shares (including underlying shares assuming full conversion of warrants and convertible securities) as a % of diluted shares capital
				Number of Warrants held	As a % of total number of warrants of the same class	Number of Securities held	% w.r.t. total number of Convertible Securities of the same class	
1	IDBI Bank Limited	118998190	9.60064	0	0	0	0	9.60064
2	Reliance Industrial Investments and Holdings Limited	48532764	3.91590	0	0	0	0	3.91590
3	Oriental Bank of Commerce	22284921	1.79804	0	0	0	0	1.79804
4	M&J Enterprises Limited	20135461	1.62464	0	0	0	0	1.62464
5	Manpara bharer Private Limited	16196434	1.30682	0	0	0	0	1.30682
6	State Bank of India	13211382	1.08597	0	0	0	0	1.08597
	Total	239348752	18.31201	0	0	0	0	18.31201



(i)(c)(ii) STATEMENT SHOWING HOLDING OF SECURITIES (INCLUDING SHARES, WARRANTS, CONVERTIBLE SECURITIES) OF PERSONS (TOGETHER WITH PAC) BELONGING TO THE CATEGORY "PUBLIC" AND HOLDING MORE THAN 5% OF THE TOTAL NUMBER OF SHARES OF THE COMPANY

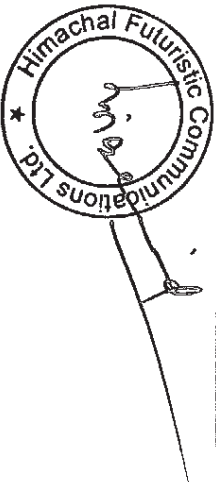
Sr. No.	Name(s) of the Shareholder(s) and the Person Acting in Concert (PAC) with them	Number of Shares held	Shares as a percentage of total number of shares (i.e. Grand Total (A)+(B)+(C) indicated in statement at para (i)(a) above)	Details of Warrant		Details of Convertible Securities		Total shares (including underlying shares assuming full conversion of warrants and convertible securities) as a % of diluted shares capital
				Number of Warrants held	As a % of total number of warrants of the same class	Number of Convertible Securities held	% w.r.t. total number of Convertible Securities of the same class	
1	IDBI Bank Limited	118998190	9.60064	0	0	0	0	9.60064
	Total	118998190	9.60064					9.60064

(1)(c) STATEMENT SHOWING DETAILS OF LOCKED-IN SHARES

Sr. No.	Name of the Shareholder	Number of Locked in Shares	Locked-in shares as a percentage of total number of shares (i.e. Grand Total (A)+(B)+(C) indicated in statement at para (1)(a) above.	Promoter / / Public
	N.A.			
	Total	0	0.00000	


(1)(a) STATEMENT SHOWING DETAILS OF DEPOSITORY RECEIPTS (DRs)

Sr. No.	Type of outstanding DR (ADRs, GDRs, SDRs etc)	Number of outstanding DRs	Number of shares underlying outstanding DRs	Shares underlying outstanding DRs as a percentage of total number of shares (i.e. Grand Total (A)+(B)+(C) indicated in statement at para (1)(a) above)
			N.A.	
	Total			



(1)(b) STATEMENT SHOWING HOLDING OF DEPOSITORY RECEIPTS (DRs WHERE UNDERLYING SHARES HELD BY PROMOTER/ PROMOTER GROUP ARE IN EXCESS OF 1% OF THE TOTAL NUMBER OF SHARES


Sr. No.	Name of the DR Holder	Type of outstanding DR (ADRs, GDRs, SDRs etc.)	Number of shares underlying outstanding DRs	Shares underlying outstanding DRs as a percentage of total number of shares (i.e. Grand Total (A)+B+H+C) indicated in statement at para (1)(a) above)
N.A.				
Total				



(iii) (a) **STATEMENT SHOWING THE VOTING PATTERN OF SHAREHOLDERS, IF MORE THAN ONE CLASS OF SHARES/SECURITIES IS ISSUED BY THE ISSUER.**
 (Give description of voting rights for each class of security.
 Class X:
 Class Y:
 Class Z:


Category code	Category of shareholder	Number of Voting Rights held in each class of securities			Total Voting Rights (III+IV+V)	Total Voting Rights i.e. (VI)	As a percentage of (A+B)	As a percentage of (A+B+C)
		Class X	Class Y	Class Z				
I	II	III	IV	V	VI	VII	VIII	
(A)	Promoter and Promoter Group							
(1)	Indian							
(a)	Individuals/Hindu Undivided Family							
(b)	Central Government/State Government(s)							
(c)	Bodies Corporate							
(d)	Financial Institutions/Banks							
(e)	Any Other (Specify)							
(2)	Sub-Total (A)(1)							
(2)	Foreign							
(a)	Individuals (Non Resident Individual/Foreign Individual)							
(b)	Bodies Corporate							
(c)	Institutions							
(d)	Any Other (Specify)							
	Sub-Total (A)(2)							
	Total Shareholding of Promoter and Promoter Group (A)=A(1)+A(2)							
(B)	Public Shareholding							
(1)	Institutions							
(a)	Mutual Funds/UTI							
(b)	Financial Institutions/Banks							
(c)	Central Government/State Government(s)							
(d)	Venture Capital Funds							
(e)	Insurance Companies							
(f)	Foreign Institutional Investors							
(g)	Foreign Venture Capital Investors							
(h)	Any Other (Specify)							
	Sub-Total (B)(1)							

NOT APPLICABLE



Category code	Category of shareholder	Number of Voting Rights held in each class of securities			Total Voting Rights (III+IV+V)	Total Voting Rights i.e. (VI)	
		Class X	Class Y	Class Z		As a percentage of (A+B)	As a percentage of (A+B+C)
(2)	Non-Institutions						
(a)	Bodies Corporate						
(b)	Individuals -						
	i. Individual shareholders holding nominal share capital up to Rs. 1 lakh						
	ii. Individual shareholders holding nominal share capital in excess of Rs. 1 lakh						
(c)	Any Other (specify)						
	Sub-Total (B)(2)						
	Total Public Shareholding (B)=(B)(1)+(B)(2)						
	Total (A)+(B)						
(C)	Shares held by Custodians and against which Depository receipts have been issued						
	GRAND TOTAL (A)+(B)+(C)						

NOT APPLICABLE



[Handwritten signature]