



(1)(a) STATEMENT SHOWING SHAREHOLDING PATTERN IN CLAUSE-35


NAME OF THE COMPANY:HERO MOTOCORP LTD.			
SCRIP CODE:	500182		
Class of Security:	EQUITY		
QUARTER ENDED:	30/09/2014		
		As a % of total no. of shares of the Company.	As a % of total no. of shares of the Company.
Partly paid-up shares			
Held by promoter/promoter group	No. of partly paid-up shares	As a % of total no. of partly paid-up shares	As a % of total no. of shares of the Company.
Held by Public			
<b>Total:</b>			
Outstanding convertible securities:			As a % of total no. of shares of the Company assuming full conversion of the convertible securities
Held by promoter/promoter group	No. of outstanding securities	As a % of total no. of outstanding convertible securities.	
Held by Public			
<b>Total:</b>			
Warrants:			As a % of total no. of shares of the Company, assuming full conversion of warrants
Held by promoter/promoter group	No. of warrants	As a % of total no. of warrants	
Held by Public			
<b>Total:</b>			
<b>Total paid-up capital of the Company, assuming full conversion of warrants and convertible securities</b>			
	199687500	0	100.00






CATEGORY CODE	CATEGORY OF SHAREHOLDER	NO OF SHAREHOLDERS (III)	TOTAL NUMBER OF SHARES (IV)	NO OF SHARES HELD IN DEMATERIALIZED FORM (V)	TOTAL SHAREHOLDING AS A % OF TOTAL NO OF SHARES			SHARES PLEDGE OR OTHERWISE ENCUMBERED	
					AS a PERCENTAGE of (A+B) (VI)	As a PERCENTAGE of (A+B+C) (VII)	NUMBER OF SHARES (VIII)	AS a PERCENTAGE (IX)=(VIII)/(IV)*100	
(I)	(II)								
(A)	PROMOTER AND PROMOTER GROUP								
(1)	INDIAN								
(a)	Individual /HUF	17	62404852	62404852	31.25	31.25	0	0.00	
(b)	Central Government/State Government(s)	0	0	0	0.00	0.00	0	0.00	
(c)	Bodies Corporate	3	17307630	17307630	8.67	8.67	0	0.00	
(d)	Financial Institutions / Banks	0	0	0	0.00	0.00	0	0.00	
(e)	Others	0	0	0	0.00	0.00	0	0.00	
	<b>Sub-Total A(1) :</b>	<b>20</b>	<b>79712482</b>	<b>79712482</b>	<b>39.92</b>	<b>39.92</b>	<b>0</b>	<b>0.00</b>	
(2)	FOREIGN								
(a)	Individuals (NRIs/Foreign Individuals)	0	0	0	0.00	0.00	0	0.00	
(b)	Bodies Corporate	0	0	0	0.00	0.00	0	0.00	
(c)	Institutions	0	0	0	0.00	0.00	0	0.00	
(d)	Qualified Foreign Investor	0	0	0	0.00	0.00	0	0.00	
(e)	Others	0	0	0	0.00	0.00	0	0.00	
	<b>Sub-Total A(2) :</b>	<b>0</b>	<b>0</b>	<b>0</b>	<b>0.00</b>	<b>0.00</b>	<b>0</b>	<b>0.00</b>	
	<b>Total A=A(1)+A(2)</b>	<b>20</b>	<b>79712482</b>	<b>79712482</b>	<b>39.92</b>	<b>39.92</b>	<b>0</b>	<b>0.00</b>	
(B)	PUBLIC SHAREHOLDING								
(1)	INSTITUTIONS								
(a)	Mutual Funds /UTI	214	7109082	7045612	3.56	3.56			
(b)	Financial Institutions /Banks	46	553853	535148	0.28	0.28			
(c)	Central Government / State Government(s)	0	0	0	0.00	0.00			
(d)	Venture Capital Funds	0	0	0	0.00	0.00			
(e)	Insurance Companies	32	9179580	9179580	4.60	4.60			
(f)	Foreign Institutional Investors	668	68564539	68526339	34.34	34.34			
(g)	Foreign Venture Capital Investors	0	0	0	0.00	0.00			
(h)	Qualified Foreign Investor	0	0	0	0.00	0.00			
(i)	Others	0	0	0	0.00	0.00			
	<b>Sub-Total B(1) :</b>	<b>960</b>	<b>85407054</b>	<b>85286679</b>	<b>42.77</b>	<b>42.77</b>			

CATEGORY CODE	CATEGORY OF SHAREHOLDER	NO OF SHAREHOLDERS	TOTAL NUMBER OF SHARES	NO OF SHARES HELD IN DEMATERIALIZED FORM	TOTAL SHAREHOLDING AS A % OF TOTAL NO OF SHARES		SHARES PLEDGE OR OTHERWISE ENCUMBERED	
					AS a PERCENTAGE of (A+B) (VI)	As a PERCENTAGE of (A+B+C) (VII)	NUMBER OF SHARES (VIII)	AS a PERCENTAGE (IX)=(VIII)/(IV)*100
(i)	(ii)	(iii)	(iv)	(v)	TOTAL SHAREHOLDING AS A % OF TOTAL NO OF SHARES		SHARES PLEDGE OR OTHERWISE ENCUMBERED	
					AS a PERCENTAGE of (A+B) (VI)	As a PERCENTAGE of (A+B+C) (VII)	NUMBER OF SHARES (VIII)	AS a PERCENTAGE (IX)=(VIII)/(IV)*100
					TOTAL SHAREHOLDING AS A % OF TOTAL NO OF SHARES		SHARES PLEDGE OR OTHERWISE ENCUMBERED	
(1)	(ii)	(iii)	(iv)	(v)	AS a PERCENTAGE of (A+B) (VI)	As a PERCENTAGE of (A+B+C) (VII)	NUMBER OF SHARES (VIII)	AS a PERCENTAGE (IX)=(VIII)/(IV)*100
(2)	NON-INSTITUTIONS							
(a)	Bodies Corporate	1269	3238423		1.62	1.62		
(b)	Individuals							
	(i) Individuals holding nominal share capital upto Rs.1 lakh	58939	11940093	8866702	5.98	5.98		
	(ii) Individuals holding nominal share capital in excess of Rs.1 lakh	6	819484	563444	0.41	0.41		
(c)	Others							
	FOREIGN BODIES	2	17077489	17077489	8.55	8.55		
	NON RESIDENT INDIANS	1370	234006	233935	0.12	0.12		
	CLEARING MEMBERS	103	169179	169179	0.08	0.08		
	TRUSTS	42	1089290	1089290	0.55	0.55		
(d)	Qualified Foreign Investor	0	0	0	0.00	0.00		
	Sub-Total B(2) :	61731	34567964	31211621	17.31	17.31		
	Total B=B(1)+B(2) :	62691	119975018	116498300	60.08	60.08		
	Total (A+B) :	62711	199687500	196210782	100.00	100.00		
(C)	Shares held by custodians, against which Depository Receipts have been issued							
(1)	Promoter and Promoter Group							
(2)	Public	0	0	0	0.00	0.00		
	<b>GRAND TOTAL (A+B+C) :</b>	<b>62711</b>	<b>199687500</b>	<b>196210782</b>	<b>100.00</b>	<b>100.00</b>	<b>0</b>	<b>0.00</b>




Statement showing holding of securities (including shares, warrants, convertible securities) of persons belonging to the category "Promoter and Promoter Group"											
Sr.No	Name of the Shareholder	Details of Shares held		Encumbered shares (*)			Details of Warrants		Details of convertible securities		Total Shares (including underlying shares assuming full conversion of warrants and convertible securities) as a % of diluted share capital
		No. of Shares held	As a % of grand total (A)+(B)+(C)	Pledge Shares	AS a percentage	AS a % of grand total (A) + (B) + (C) of sub-clause (I)(a)	Number of warrants held	As a % total number of warrants of the same class	Number of convertible securities held	As a % total number of convertible securities of the same class	
(I)	(II)	(III)	(IV)	(V)	(VI)=(V)/(III)*100	(VII)	(VIII)	(IX)	(X)	(XI)	(XII)
1	BAHADUR CHAND INVESTMENTS PVT LTD	17306250	8.67	0	0.00	0.00	0	0.00	0	0.00	8.67
2	BRIJMOHAN LALL MUNJAL *	12396842	6.21	0	0.00	0.00	0	0.00	0	0.00	6.21
3	RENU MUNJAL *	12396840	6.21	0	0.00	0.00	0	0.00	0	0.00	6.21
4	PAWAN MUNJAL *	12396840	6.21	0	0.00	0.00	0	0.00	0	0.00	6.21
5	SUMAN KANT MUNJAL *	12396840	6.21	0	0.00	0.00	0	0.00	0	0.00	6.21
6	SUNIL KANT MUNJAL *	12396840	6.21	0	0.00	0.00	0	0.00	0	0.00	6.21
7	RENU MUNJAL	100650	0.05	0	0.00	0.00	0	0.00	0	0.00	0.05
8	SUMAN KANT MUNJAL	71250	0.04	0	0.00	0.00	0	0.00	0	0.00	0.04
9	PAWAN KANT MUNJAL	32520	0.02	0	0.00	0.00	0	0.00	0	0.00	0.02
10	SUMAN KANT MUNJAL	32500	0.02	0	0.00	0.00	0	0.00	0	0.00	0.02
11	VASUDHA MUNJAL	32500	0.02	0	0.00	0.00	0	0.00	0	0.00	0.02
12	ANIESHA MUNJAL	32500	0.02	0	0.00	0.00	0	0.00	0	0.00	0.02
13	PAWAN MUNJAL	32500	0.02	0	0.00	0.00	0	0.00	0	0.00	0.02
14	SUNIL KANT MUNJAL	32500	0.02	0	0.00	0.00	0	0.00	0	0.00	0.02
15	RENUKA MUNJAL	32480	0.02	0	0.00	0.00	0	0.00	0	0.00	0.02
16	RAHUL MUNJAL	10620	0.01	0	0.00	0.00	0	0.00	0	0.00	0.01
17	ABHIMANYU MUNJAL	10620	0.01	0	0.00	0.00	0	0.00	0	0.00	0.01
18	HERO HONDA FINLEASE LIMITED	1370	0.00	0	0.00	0.00	0	0.00	0	0.00	0.00
19	HERO INVESTCORP LIMITED	10	0.00	0	0.00	0.00	0	0.00	0	0.00	0.00
20	BRIJMOHAN LALL MUNJAL	10	0.00	0	0.00	0.00	0	0.00	0	0.00	0.00
	<b>TOTAL :</b>	<b>79712482</b>	<b>39.92</b>	<b>0</b>	<b>0.00</b>	<b>0.00</b>	<b>0</b>	<b>0.00</b>	<b>0</b>	<b>0.00</b>	<b>39.92</b>

\* Holds shares on behalf of BRIJMOHAN LALL OMI PRAKASH a partnership firm






(l)(c)(i) Statement showing holding of securities (including shares, warrants, convertible securities) of persons belonging to the category "Public" and holding more than 1% of the total number of shares								
Sr.No.	Name of the shareholder	Number of shares held	Shares as a percentage of total number of shares {i.e., Grant total (A)+(B)+(C) indicated in Statement at para (l)(a) above}	Details of warrants		Details of convertible securities		Total shares (including underlying shares assuming full conversion of warrants and convertible securities) as a % of diluted share capital)
				Number of warrants held	As a % total number of warrants of the same class	Number of convertible securities held	% w.r.t total number of convertible securities of the same class	
1	BC INDIA PRIVATE INVESTORS II	11523009	5.77	0	0.00	0	0.00	5.77
2	LATHE INVESTMENT PTE LTD	5554480	2.78	0	0.00	0	0.00	2.78
3	ABERDEEN GLOBAL INDIAN EQUITY (MAURITIUS) LIMITED	5405136	2.71	0	0.00	0	0.00	2.71
4	LIFE INSURANCE CORPORATION OF INDIA	5263993	2.64	0	0.00	0	0.00	2.64
5	EUROPACIFIC GROWTH FUND	4638863	2.32	0	0.00	0	0.00	2.32
6	ABERDEEN EMERGING MARKETS FUND	2931597	1.47	0	0.00	0	0.00	1.47
7	ABERDEEN GLOBAL-EMERGING MARKETS EQUITY FUND	2928271	1.47	0	0.00	0	0.00	1.47
8	GOVERNMENT PENSION FUND GLOBAL	2687177	1.35	0	0.00	0	0.00	1.35
<b>TOTAL :</b>		<b>40932526</b>	<b>20.50</b>	<b>0</b>	<b>0.00</b>	<b>0</b>	<b>0.00</b>	<b>20.50</b>



(l)(c)(ii) Statement showing holding of securities (including shares, warrants, convertible securities) of persons (together with PAC) belonging to the category "Public" and holding more than 5% of the total number of shares of the company						
Sr.No.	Name(s) of the shareholder(s) and the Persons Acting in Concert (PAC) w/ shares held	Number of shares held	Shares as a percentage of total number of shares (i.e., Grant total (A)+(B)+(C) indicated in Statement at para (l)(a) above)	Details of warrants		Total shares (including underlying shares assuming full conversion of warrants and convertible securities) as a % of diluted share capital)
				Number of warrants held	As a % total number of warrants of the same class	
				Details of convertible securities		
				Number of convertible securities held	% w.r.t total number of convertible securities of the same class	
1	BC INDIA PRIVATE INVESTORS II	11523009	5.77	0	0.00	5.77
<b>TOTAL :</b>				<b>0</b>	<b>0.00</b>	<b>5.77</b>

STATEMENT SHOWING DETAILS OF LOCKED-IN SHARES"			
(I)(d)			
		Number of locked-in shares	Locked-in shares as a (%) percentage of total number of shares (i.e, Grand Total (A)+(B)+(C) Indicated in Statement at para (I)(a) above}
Sr.No.	Name of the shareholder		Promoter/Promoter Group/Public
	<b>TOTAL :</b>	0	0







(II)(b)	Statement showing Holding of Depository Receipts (DRs), where underlying shares held by "Promoter/Promoter group" are in excess of 1% of the total number shares.			
Sr.No.	Name of the DR Holder	Type of outstanding DR (ADRs,GDRs,SDRs, etc.)	Number of shares underlying outstanding DRs	Shares underlying outstanding DRs as a percentage of total number of shares {i.e., Grand Total (A)+(B)+(C) indicated in Statement at para(I)(a) above}
			0	0
	TOTAL :		0	0

