



(1)(a) STATEMENT SHOWING SHAREHOLDING PATTERN IN CLAUSE-35

NAME OF THE COMPANY:HERO MOTOCORP LTD.			
SCRIP CODE:	500182		
Class of Security:	EQUITY		
QUARTER ENDED:	30/06/2014		
		As a % of total no. of partly paid-up shares	As a % of total no. of shares of the Company.
Partly paid-up shares			
Held by promoter/promoter group	0	0	0
Held by Public	0	0	0
<b>Total:</b>	<b>0</b>	<b>0</b>	<b>0</b>
		As a % of total no. of outstanding convertible securities.	As a % of total no. of shares of the Company assuming full conversion of the convertible securities
Outstanding convertible securities:			
Held by promoter/promoter group	0	0	0
Held by Public	0	0	0
<b>Total:</b>	<b>0</b>	<b>0</b>	<b>0</b>
		As a % of total no. of warrants	As a % of total no. of shares of the Company, assuming full conversion of warrants.
Warrants:			
Held by promoter/promoter group	0	0	0
Held by Public	0	0	0
<b>Total:</b>	<b>0</b>	<b>0</b>	<b>0</b>
<b>Total paid-up capital of the Company, assuming full conversion of warrants and convertible securities</b>	<b>199687500</b>	<b>0</b>	<b>100.00</b>





CATEGORY CODE	CATEGORY OF SHAREHOLDER (II)	NO OF SHAREHOLDERS (III)	TOTAL NUMBER OF SHARES (IV)	NO OF SHARES HELD IN DEMATERIALIZED FORM (V)	TOTAL SHAREHOLDING AS A % OF TOTAL NO OF SHARES			ENCUMBERED NUMBER OF SHARES (VIII)	AS a PERCENTAGE (IX)=[VIII]/(IV)*100
					AS a PERCENTAGE of (A+B) (VI)	AS a PERCENTAGE of (A+B+C) (VII)	AS a PERCENTAGE of (A+B+C) (IX)=[VIII]/(IV)*100		
(A)	PROMOTER AND PROMOTER GROUP								
(1)	INDIAN								
(a)	Individual /HUF	17	62404852	62404852	31.25	31.25	0	0.00	0.00
(b)	Central Government/State Government(s)	0	0	0	0.00	0.00	0	0.00	0.00
(c)	Bodies Corporate	3	17307630	17307630	8.67	8.67	0	0.00	0.00
(d)	Financial Institutions / Banks	0	0	0	0.00	0.00	0	0.00	0.00
(e)	Others	0	0	0	0.00	0.00	0	0.00	0.00
	<b>Sub-Total A(1) :</b>	<b>20</b>	<b>79712482</b>	<b>79712482</b>	<b>39.92</b>	<b>39.92</b>	<b>0</b>	<b>0.00</b>	<b>0.00</b>
(2)	FOREIGN								
(a)	Individuals (NRIs/Foreign Individuals)	0	0	0	0.00	0.00	0	0.00	0.00
(b)	Bodies Corporate	0	0	0	0.00	0.00	0	0.00	0.00
(c)	Institutions	0	0	0	0.00	0.00	0	0.00	0.00
(d)	Qualified Foreign Investor	0	0	0	0.00	0.00	0	0.00	0.00
(e)	Others	0	0	0	0.00	0.00	0	0.00	0.00
	<b>Sub-Total A(2) :</b>	<b>0</b>	<b>0</b>	<b>0</b>	<b>0.00</b>	<b>0.00</b>	<b>0</b>	<b>0.00</b>	<b>0.00</b>
	<b>Total A=A(1)+A(2)</b>	<b>20</b>	<b>79712482</b>	<b>79712482</b>	<b>39.92</b>	<b>39.92</b>	<b>0</b>	<b>0.00</b>	<b>0.00</b>
(B)	PUBLIC SHAREHOLDING								
(1)	INSTITUTIONS								
(a)	Mutual Funds /UTI	191	4753066	4689596	2.38	2.38	0	0.00	0.00
(b)	Financial Institutions /Banks	48	639089	620384	0.32	0.32	0	0.00	0.00
(c)	Central Government / State Government(s)	0	0	0	0.00	0.00	0	0.00	0.00
(d)	Venture Capital Funds	0	0	0	0.00	0.00	0	0.00	0.00
(e)	Insurance Companies	31	9885881	9885881	4.95	4.95	0	0.00	0.00
(f)	Foreign Institutional Investors	602	68504616	68466416	34.31	34.31	0	0.00	0.00
(g)	Foreign Venture Capital Investors	0	0	0	0.00	0.00	0	0.00	0.00
(h)	Qualified Foreign Investor	0	0	0	0.00	0.00	0	0.00	0.00
(i)	Others	0	0	0	0.00	0.00	0	0.00	0.00
	<b>Sub-Total B(1) :</b>	<b>872</b>	<b>83782652</b>	<b>83662277</b>	<b>41.96</b>	<b>41.96</b>	<b>0</b>	<b>0.00</b>	<b>0.00</b>




CATEGORY CODE	CATEGORY OF SHAREHOLDER	NO OF SHAREHOLDERS	TOTAL NUMBER OF SHARES	NO OF SHARES HELD IN DEMATERIALIZED FORM	TOTAL SHAREHOLDING AS A % OF TOTAL NO OF SHARES			SHARES PLEDGE OR OTHERWISE ENCUMBERED	
					As a PERCENTAGE of (A+B) (VI)	As a PERCENTAGE of (A+B+C) (VII)	As a PERCENTAGE of (IX)=(VIII)/(IV)*100 (VIII)	NUMBER OF SHARES	AS a PERCENTAGE (IX)=(VIII)/(IV)*100
(I)	(II)	(III)	(IV)	(V)	(VI)	(VII)	(VIII)	(IX)	(X)
	CATEGORY OF SHAREHOLDER		TOTAL NUMBER OF SHARES	NO OF SHARES HELD IN DEMATERIALIZED FORM	As a PERCENTAGE of (A+B) (VI)	As a PERCENTAGE of (A+B+C) (VII)	NUMBER OF SHARES	AS a PERCENTAGE (IX)=(VIII)/(IV)*100	
	CATEGORY OF SHAREHOLDER		TOTAL NUMBER OF SHARES	NO OF SHARES HELD IN DEMATERIALIZED FORM	As a PERCENTAGE of (A+B) (VI)	As a PERCENTAGE of (A+B+C) (VII)	NUMBER OF SHARES	AS a PERCENTAGE (IX)=(VIII)/(IV)*100	
(1)	(II)	(III)	(IV)	(V)	(VI)	(VII)	(VIII)	(IX)	(X)
(2)	NON-INSTITUTIONS								
(a)	Bodies Corporate	1199	2933493	2906652	1.47		1.47		
(b)	Individuals								
	(i) Individuals holding nominal share capital upto Rs.1 lakh	57659	11847723	8747577	5.93		5.93		
	(ii) Individuals holding nominal share capital in excess of Rs.1 lakh	6	1059179	803139	0.53		0.53		
(c)	Others								
	FOREIGN BODIES	2	18928989	18928989	9.48		9.48		
	NON RESIDENT INDIANS	1294	229316	229245	0.11		0.11		
	CLEARING MEMBERS	127	143229	143229	0.07		0.07		
	TRUSTS	42	1050437	1050437	0.53		0.53		
(d)	Qualified Foreign Investor	0	0	0	0.00		0.00		
	Sub-Total B(2) :	60329	36192366	32809268	18.12		18.12		
	Total B=B(1)+B(2) :	61201	119975018	116471545	60.08		60.08		
	Total (A+B) :	61221	199687500	196184027	100.00		100.00		
(C)	Shares held by custodians, against which Depository Receipts have been issued								
(1)	Promoter and Promoter Group	0	0	0	0.00		0.00		
(2)	Public								
	GRAND TOTAL (A+B+C) :	61221	199687500	196184027	100.00		0		0.00

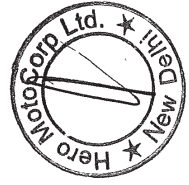


Sr.No	Name of the Shareholder	Details of Shares held		Encumbered shares (*)			Details of Warrants		Details of convertible securities		Total Shares (including underlying shares assuming full conversion of warrants and convertible securities) as a % of diluted share capital
		No. of Shares held	As a % of grand total (A)+(B)+(C)	Pledge Shares (V)	AS a percentage (VI)= (V)/(III)*100	AS a % of grand total (A) + (B) + (C) of sub-clause (i)(c)	Number of warrants held (VIII)	As a % total number of warrants of the same class (IX)	Number of convertible securities held (X)	As a % total number of convertible securities of the same class (XI)	
(i)	(ii)					(VII)	(VIII)	(IX)	(X)	(XI)	(XII)
1	BAHADUR CHAND INVESTMENTS PVT LTD	17306250	8.67		0	0.00	0	0.00	0	0.00	8.67
2	BRIJMOHAN LALL MUNJAL*	12396842	6.21		0	0.00	0	0.00	0	0.00	6.21
3	RENU MUNJAL*	12396840	6.21		0	0.00	0	0.00	0	0.00	6.21
4	PAWAN MUNJAL*	12396840	6.21		0	0.00	0	0.00	0	0.00	6.21
5	SUMAN KANT MUNJAL*	12396840	6.21		0	0.00	0	0.00	0	0.00	6.21
6	SUNIL KANT MUNJAL*	12396840	6.21		0	0.00	0	0.00	0	0.00	6.21
7	RENU MUNJAL	100650	0.05		0	0.00	0	0.00	0	0.00	0.05
8	SUMAN KANT MUNJAL	71250	0.04		0	0.00	0	0.00	0	0.00	0.04
9	PAWAN KANT MUNJAL	32520	0.02		0	0.00	0	0.00	0	0.00	0.02
10	SUMAN KANT MUNJAL	32500	0.02		0	0.00	0	0.00	0	0.00	0.02
11	VASUDHA MUNJAL	32500	0.02		0	0.00	0	0.00	0	0.00	0.02
12	ANIESHA MUNJAL	32500	0.02		0	0.00	0	0.00	0	0.00	0.02
13	PAWAN MUNJAL	32500	0.02		0	0.00	0	0.00	0	0.00	0.02
14	SUNIL KANT MUNJAL	32480	0.02		0	0.00	0	0.00	0	0.00	0.02
15	RENUKA MUNJAL	10620	0.01		0	0.00	0	0.00	0	0.00	0.01
16	RAHUL MUNJAL	10620	0.01		0	0.00	0	0.00	0	0.00	0.01
17	ABHIMANYU MUNJAL	1370	0.00		0	0.00	0	0.00	0	0.00	0.00
18	HERO HONDA FINLEASE LIMITED	10	0.00		0	0.00	0	0.00	0	0.00	0.00
19	HERO INVESTCORP LIMITED	10	0.00		0	0.00	0	0.00	0	0.00	0.00
20	BRIJMOHAN LALL MUNJAL	10	0.00		0	0.00	0	0.00	0	0.00	0.00
	<b>TOTAL :</b>	<b>79712482</b>	<b>39.92</b>		<b>0</b>	<b>0.00</b>	<b>0</b>	<b>0.00</b>	<b>0</b>	<b>0.00</b>	<b>39.92</b>

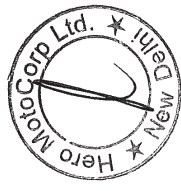
\* Holds shares on behalf of BRIJMOHAN LALL OJM PRAKASH a partnership firm




(l)(c)(i) Statement showing holding of securities (including shares, warrants, convertible securities) of persons belonging to the category "Public" and holding more than 1% of the total number of shares									
Sr.No.	Name of the shareholder	Number of shares held	Shares as a percentage of total number of shares (i.e., Grant total (A)/(B)*(C) (l)(a) above)	Details of warrants		Details of convertible securities		Total shares (including underlying shares assuming full conversion of warrants and convertible securities) as a % of diluted share capital)	
				Number of warrants held	As a % total number of warrants of the same class	Number of convertible securities held	% w.r.t total number of convertible securities of the same class		
1	BC INDIA PRIVATE INVESTORS II			0	0.00	0	0.00	0.00	
2	LATHE INVESTMENT PTE LTD	7405980	3.71	0	0.00	0	0.00	3.71	
3	ABERDEEN GLOBAL INDIAN EQUITY (MAURITIUS) LIMITED	5552314	2.78	0	0.00	0	0.00	2.78	
4	LIFE INSURANCE CORPORATION OF INDIA	5263993	2.64	0	0.00	0	0.00	2.64	
5	EUROPACIFIC GROWTH FUND	4638863	2.32	0	0.00	0	0.00	2.32	
6	ABERDEEN GLOBAL-EMERGING MARKETS EQUITY FUND	3030242	1.52	0	0.00	0	0.00	1.52	
7	ABERDEEN EMERGING MARKETS FUND	2931597	1.47	0	0.00	0	0.00	1.47	
8	GOVERNMENT PENSION FUND GLOBAL	2710052	1.36	0	0.00	0	0.00	1.36	
	<b>TOTAL :</b>	<b>31533041</b>	<b>15.79</b>	<b>0</b>	<b>0.00</b>	<b>0</b>	<b>0.00</b>	<b>15.79</b>	



(1)(c)(ii) Statement showing holding of securities (including shares, warrants, convertible securities) of persons (together with PAC) belonging to the category "Public" and holding more than 5% of the total number of shares of the company						
Sr.No.	Name(s) of the shareholder(s) and the Persons Acting in Concert (PAC) with shares held	Number of shares held	Shares as a percentage of total number of shares (i.e., Grant total (A)+(B)+(C) indicated in Statement at para (1)(a) above)	Details of warrants		Total shares (including underlying shares assuming full conversion of warrants and convertible securities) as a % of diluted share capital)
				Number of warrants held	As a % total number of warrants of the same class	
				Details of convertible securities		
				Number of convertible securities held	% w.r.t total number of convertible securities of the same class	
1	BC INDIA PRIVATE INVESTORS II			0	0.00	0.00
<b>TOTAL :</b>				<b>0</b>	<b>0.00</b>	<b>0.00</b>




STATEMENT SHOWING DETAILS OF LOCKED-IN SHARES"			
(1)(d)			
Sr.No.	Name of the shareholder	Number of locked-in shares	Locked-in shares as a (%) percentage of total number of shares (i.e, Grand Total (A)+(B)+(C) indicated in Statement at para (1)(a) above}
			Promoter/Promoter Group/Public
		0	0
<b>TOTAL :</b>		0	0



STATEMENT SHOWING DETAILS OF DEPOSITORY RECEIPTS (DRS)				
(ii)(a)				
Sr.No.	Type of outstanding DR (ADRs, GDRs, SDRs, etc.)	Number of outstanding DRS	Number of shares underlying outstanding DRS	Shares underlying outstanding DRS as a percentage of total number of shares {i.e., Grand Total (A)+(B)+(C) indicated in Statement at Para(I)(a) above}
		0	0	0
<b>TOTAL :</b>		0	0	0





Statement showing Holding of Depository Receipts (DRs), where underlying shares held by "Promoter/Promoter group" are in excess of 1% of the total number shares.				
(ii)(b)		Type of outstanding DR (ADRs, GDRs, SDRs, etc.)	Number of shares underlying outstanding DRs	Shares underlying outstanding DRs as a percentage of total number of shares {i.e., Grand Total (A)+(B)+(C) indicated in Statement at para(i)(a) above}
Sr.No.	Name of the DR Holder			
			0	0
TOTAL :			0	0