



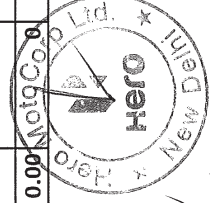
(1)(a) STATEMENT SHOWING SHAREHOLDING PATTERN IN CLAUSE-35			
NAME OF THE COMPANY:HERO MOTOCORP LTD.			
SCRIP CODE:	HEROMOTOCO		
Class of Security:	EQUITY		
QUARTER ENDED:	31/12/2014		
		As a % of total no. of shares of the Company.	
Partly paid-up shares	No. of partly paid-up shares	As a % of total no. of partly paid-up shares	As a % of total no. of shares of the Company.
Held by promoter/promoter group	0	0	0
Held by Public	0	0	0
Total:	0	0	0
			As a % of total no. of shares of the Company assuming full conversion of the convertible securities
Outstanding convertible securities:	No. of outstanding securities	As a % of total no. of outstanding convertible securities.	
Held by promoter/promoter group	0	0	0
Held by Public	0	0	0
Total:	0	0	0
			As a % of total no. of shares of the Company, assuming full conversion of warrants
Warrants:	No. of warrants	As a % of total no. of warrants	
Held by promoter/promoter group	0	0	0
Held by Public	0	0	0
Total:	0	0	0
Total paid-up capital of the Company, assuming full conversion of warrants and convertible securities	199687500	0	100.00



CATEGORY CODE	CATEGORY OF SHAREHOLDER	NO OF SHAREHOLDERS (III)	TOTAL NUMBER OF SHARES (IV)	NO OF SHARES HELD IN DEMATERIALIZED FORM (V)	TOTAL SHAREHOLDING		SHARES PLEDGE OR OTHERWISE ENCUMBERED	
					AS a % of (A+B) (VI)	As a % of (A+B+C) (VII)	NUMBER OF SHARES (VIII)	AS a % (IX)=(VIII)/(IV)*100
(I)	(II)							
(A)	PROMOTER AND PROMOTER GROUP							
(1)	INDIAN							
(a)	Individual/HUF	17	62404852	62404852	31.25	31.25	0	0.00
(b)	Central Government/State Government(s)	0	0	0	0.00	0.00	0	0.00
(c)	Bodies Corporate	3	17307630	17307630	8.67	8.67	0	0.00
(d)	Financial Institutions / Banks	0	0	0	0.00	0.00	0	0.00
(e)	Others	0	0	0	0.00	0.00	0	0.00
	Sub-Total A(1) :	20	79712482	79712482	39.92	39.92	0	0.00
(2)	FOREIGN							
(a)	Individuals (NRIs/Foreign Individuals)	0	0	0	0.00	0.00	0	0.00
(b)	Bodies Corporate	0	0	0	0.00	0.00	0	0.00
(c)	Institutions	0	0	0	0.00	0.00	0	0.00
(d)	Qualified Foreign Investor	0	0	0	0.00	0.00	0	0.00
(e)	Others	0	0	0	0.00	0.00	0	0.00
	Sub-Total A(2) :	0	0	0	0.00	0.00	0	0.00
	Total A=A(1)+A(2)	20	79712482	79712482	39.92	39.92	0	0.00
(B)	PUBLIC SHAREHOLDING							
(1)	INSTITUTIONS							
(a)	Mutual Funds /UTI	231	6462289	6398819	3.24	3.24		
(b)	Financial Institutions /Banks	51	526609	507904	0.26	0.26		
(c)	Central Government / State Government(s)	0	0	0	0.00	0.00		
(d)	Venture Capital Funds	0	0	0	0.00	0.00		
(e)	Insurance Companies	32	7847105	7847105	3.93	3.93		
(f)	Foreign Institutional Investors	737	78550365	78512165	39.34	39.34		
(g)	Foreign Venture Capital Investors	0	0	0	0.00	0.00		
(h)	Qualified Foreign Investor	0	0	0	0.00	0.00		
(i)	Others	0	0	0	0.00	0.00		
	Sub-Total B(1) :	1051	93386368	93265993	46.77	46.77	46.77	




CATEGORY CODE	CATEGORY OF SHAREHOLDER	NO OF SHAREHOLDERS (III)	TOTAL NUMBER OF SHARES (IV)	NO OF SHARES HELD IN DEMATERIALIZED FORM (V)	TOTAL SHAREHOLDING		SHARES PLEDGE OR OTHERWISE ENCUMBERED	
					AS a % of (A+B) (VI)	As a % of (A+B+C) (VII)	NUMBER OF SHARES (VIII)	AS a % (IX)=(VIII)/(IV)*100
(1)	(II)							
(2)	NON-INSTITUTIONS							
(a)	Bodies Corporate	1353	3557346	3530505	1.78	1.78		
(b)	Individuals							
	(i) Individuals holding nominal share capital upto Rs.1 lakh	63228	12085337	9046093	6.05	6.05		
	(ii) Individuals holding nominal share capital in excess of Rs.1 lakh	5	699679	443639	0.35	0.35		
(c)	Others							
	FOREIGN BODIES	2	8534906	8534906	4.27	4.27		
	NON RESIDENT INDIANS	1538	253377	253307	0.13	0.13		
	CLEARING MEMBERS	91	301353	301353	0.15	0.15		
	TRUSTS	41	1156652	1156652	0.58	0.58		
(d)	Qualified Foreign Investor	0	0	0	0.00	0.00		
	Sub-Total B(2) :	66258	26588650	23266455	13.32	13.32		
	Total B=B(1)+B(2) :	67309	119975018	116532448	60.08	60.08		
	Total (A+B) :	67329	199687500	196244930	100.00	100.00		
(C)	Shares held by custodians, against which Depository Receipts have been issued							
(1)	Promoter and Promoter Group	0	0	0	0.00	0.00		
(2)	Public							
	GRAND TOTAL (A+B+C) :	67329	199687500	196244930	100.00	100.00	0.00	0.00




Statement showing holding of securities (including shares, warrants, convertible securities) of persons belonging to the category "Public" and holding more than 1% of the total number of shares


Sr.No.	Name of the shareholder	Number of shares held	Shares as a percentage of total number of shares {i.e., Grant total (A)+(B)+(C) indicated in Statement at para (I)(a) above}	Details of warrants		Details of convertible securities		Total shares (including underlying shares assuming full conversion of warrants and convertible securities) as a % of diluted share capital)
				Number of warrants held	As a % total number of warrants of the same class	Number of convertible securities held	% w.r.t total number of convertible securities of the same class	
1	LATHE INVESTMENT PTE LTD	5554480	2.78	0	0.00	0	0.00	2.78
2	EUROPACIFIC GROWTH FUND	4638863	2.32	0	0.00	0	0.00	2.32
3	ABERDEEN GLOBAL INDIAN EQUITY (MAURITIUS) LIMITED	4600000	2.30	0	0.00	0	0.00	2.30
4	LIFE INSURANCE CORPORATION OF INDIA	4254083	2.13	0	0.00	0	0.00	2.13
5	BC INDIA PRIVATE INVESTORS II	2980426	1.49	0	0.00	0	0.00	1.49
6	GOVERNMENT PENSION FUND GLOBAL	2767182	1.39	0	0.00	0	0.00	1.39
7	ABERDEEN EMERGING MARKETS FUND	2731597	1.37	0	0.00	0	0.00	1.37
8	ABERDEEN GLOBAL-EMERGING MARKETS EQUITY FUND	2212242	1.11	0	0.00	0	0.00	1.11
TOTAL :		29738873	14.89	0	0.00	0	0.00	14.89




(I)(c)(ii)	Statement showing holding of securities (including shares, warrants, convertible securities) of persons (together with PAC) belonging to the category "Public" and holding more than 5% of the total number of shares of the company	Details of warrants		Details of convertible			Total shares (including underlying shares assuming full conversion of warrants and convertible securities) as a % of diluted share capital)
		Shares as a percentage of total number of shares {i.e., Grant total (A)+(B)+(C) indicated in Statement at para (l)(a) above}	Number of warrants held	As a % total number of warrants of the same class	Number of convertible securities held	% w.r.t total number of convertible securities of the same class	
Sr.No.	Name(s) of the shareholder(s) and the Persons Acting in Concert (PAC) with them	Number of shares held	Number of warrants held	As a % total number of warrants of the same class	Number of convertible securities held	% w.r.t total number of convertible securities of the same class	Total shares (including underlying shares assuming full conversion of warrants and convertible securities) as a % of diluted share capital)
	TOTAL :	0	0	0	0	0	0



STATEMENT SHOWING DETAILS OF LOCKED-IN SHARES"			
(i)(d)			
Sr.No.	Name of the shareholder	Number of locked-in shares	Locked-in shares as a (%) percentage of total number of shares {i.e, Grand Total (A)+(B)+(C) Indicated in Statement at para (i)(a) above}
			Promoter/Promoter Group/ Public
TOTAL :		0	0



STATEMENT SHOWING DETAILS OF DEPOSITORY RECEIPTS (DRS)			
(ii)(a)			
Sr.No.	Type of outstanding DR (ADRs, GDRs, SDRs, etc.)	Number of outstanding DRS	Number of shares underlying outstanding DRS
		0	0
TOTAL :		0	0
			Shares underlying outstanding DRS as a percentage of total number of shares (i.e., Grand Total (A)+(B)+(C) indicated in Statement at Para(i)(a) above)



Statement showing Holding of Depository Receipts (DRs), where underlying shares held by "Promoter/Promoter group" are in excess of 1% of the total number shares.				
(II)(b)	Name of the DR Holder	Type of outstanding DR (ADRs,GDRs,SDRs, etc.)	Number of shares underlying outstanding DRs	Shares underlying outstanding DRs as a percentage of total number of shares (i.e., Grand Total (A)+(B)+(C) indicated in Statement at para(I)(a) above)
Sr.No.				
TOTAL :			0	0

