

Ref: HTML/CS/02/2014

18-04-2014

The Listing Department
Bombay Stock Exchange Limited
Listing Department
P.J. Tower, Dalal Street
MUMBAI – 400 001

**The National Stock Exchange of
India Limited**
Exchange Plaza, 5th Floor
Plot No C/1, G Block
Bandra-Kurla Complex
Bandra (East)
MUMBAI – 400 051

Scrip Code: 532662
Company Code: HTMEDIA

Dear Sirs,

Sub: Shareholding pattern pursuant to Clause 35 of the Listing Agreement

In terms of the requirements of Clause 35 of the Listing Agreement, enclosed please find the shareholding pattern of the Company as on 31st March, 2014 in the prescribed format.

Please acknowledge receipt.

Thanking you,
Yours faithfully,
For HT Media Limited




(Dinesh Mittal)

Group General Counsel & Company Secretary


Encl: As above.

(1)(a) STATEMENT SHOWING SHAREHOLDING PATTERN IN CLAUSE-35

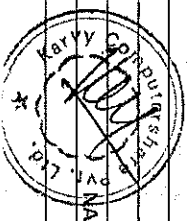
NAME OF THE COMPANY: HT MEDIA LIMITED			
SCRIP CODE:	532662	Name of the Scrip: HTMEDIA	
Class of Security:	Equity		
QUARTER ENDED:	31/03/2014		
Partly paid-up shares	No. of partly paid-up shares	As a % of total no. of partly paid-up shares	As a % of total no. of shares of the Company.
Held by promoter/promoter group	0	0	0
Held by Public	0	0	0
Total:	0	0	0
			As a % of total no. of shares of the Company assuming full conversion of the convertible securities
Outstanding convertible securities:	No. of outstanding securities	As a % of total no. of outstanding convertible securities.	
Held by promoter/promoter group	0	0	0
Held by Public	0	0	0
Total:	0	0	0
			As a % of total no. of shares of the Company, assuming full conversion of warrants
Warrants:	No. of warrants	As a % of total no. of warrants	
Held by promoter/promoter group	0	0	0
Held by Public	0	0	0
Total:	0	0	0
Total paid-up capital of the Company, assuming full conversion of warrants and convertible securities	232748314 Shares of Rs.2/- Each	0	100.00



CATEGORY CODE	CATEGORY OF SHAREHOLDER	NO OF SHAREHOLDERS	TOTAL NUMBER OF SHARES	NO OF SHARES HELD IN DEMATERIALIZED FORM	TOTAL SHAREHOLDING AS A % OF TOTAL NO OF SHARES		SHARES PLEDGE OR OTHERWISE ENCUMBERED	
					AS a PERCENTAGE of (A+B)	As a PERCENTAGE of (A+B+C)	NUMBER OF SHARES	AS a PERCENTAGE (IX)=(VIII)/(IV)*100
(I)	(II)	(III)	(IV)	(V)	(VI)	(VII)	(VIII)	(IX)
(A)	PROMOTER AND PROMOTER GROUP							
(1)	INDIAN							
(a)	Individual /HUF	3	3	0	0.00	0.00	0	0.00
(b)	Central Government/State Government(s)	0	0	0	0.00	0.00	0	0.00
(c)	Bodies Corporate	6	161754490	161754490	69.50	69.50	0	0.00
(d)	Financial Institutions / Banks	0	0	0	0.00	0.00	0	0.00
(e)	Others	0	0	0	0.00	0.00	0	0.00
	Sub-Total A(1) :	9	161754493	161754490	69.50	69.50	0	0.00
(2)	FOREIGN							
(a)	Individuals (NRIs/Foreign Individuals)	0	0	0	0.00	0.00	0	0.00
(b)	Bodies Corporate	0	0	0	0.00	0.00	0	0.00
(c)	Institutions	2	22600	22600	0.01	0.01	0	0.00
(d)	Qualified Foreign Investor	0	0	0	0.00	0.00	0	0.00
(e)	Others	0	0	0	0.00	0.00	0	0.00
	Sub-Total A(2) :	2	22600	22600	0.01	0.01	0	0.00
	Total A=A(1)+A(2)	11	161777093	161777090	69.51	69.51	0	0.00
(B)	PUBLIC SHAREHOLDING							
(1)	INSTITUTIONS						NA	NA
(a)	Mutual Funds /UTI	20	17260970	17260970	7.42	7.42		
(b)	Financial Institutions /Banks	4	119693	119693	0.05	0.05		
(c)	Central Government / State Government(s)	0	0	0	0.00	0.00		
(d)	Venture Capital Funds	0	0	0	0.00	0.00		
(e)	Insurance Companies	0	0	0	0.00	0.00		
(f)	Foreign Institutional Investors	33	22657075	22657075	9.73	9.73		
(g)	Foreign Venture Capital Investors	0	0	0	0.00	0.00		
(h)	Qualified Foreign Investor	0	0	0	0.00	0.00		
(i)	Others	0	0	0	0.00	0.00		
	Sub-Total B(1) :	57	40037738	40037738	17.20	17.20		
(2)	NON-INSTITUTIONS							
(a)	Bodies Corporate	444	18291669	18291669	7.86	7.86	NA	NA



* These shares are in process of dematerialization



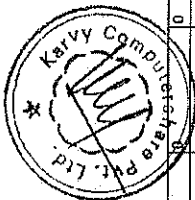
CATEGORY CODE	CATEGORY OF SHAREHOLDER	NO OF SHAREHOLDERS	TOTAL NUMBER OF SHARES	NO OF SHARES HELD IN DEMATERIALIZED FORM	TOTAL SHAREHOLDING AS A % OF TOTAL NO OF SHARES		SHARES PLEDGE OR OTHERWISE ENCUMBERED	
					AS a PERCENTAGE of (A+B)	AS a PERCENTAGE of (A+B+C)	NUMBER OF SHARES	AS a PERCENTAGE (IX)=(VIII)/(IV)*100
(I)	(II)	(III)	(IV)	(V)	(VI)	(VII)	(VIII)	(IX)
(b)	Individuals							
	(i) Individuals holding nominal share capital upto Rs.1 lakh	24736	4006919	3999538	1.72	1.72		
	(ii) Individuals holding nominal share capital in excess of Rs.1 lakh	9	7573133	7573133	3.25	3.25		
(c)	Others							
	Non Resident Indians	152	161115	161115	0.07	0.07		
	Clearing Members	184	900567	900567	0.39	0.39		
	Trusts	1	80	80	0.00	0.00		
(d)	Qualified Foreign Investor	0	0	0	0.00	0.00		
	Sub-Total B(2) :	25526	30933483	30926102	13.29	13.29		
	Total B=B(1)+B(2) :	25583	70971221	70963840	30.49	30.49		
	Total (A+B) :	25594	232748314	232740930	100.00	100.00		
(C)	SHARES HELD BY CUSTODIANS, AGAINST WHICH DEPOSITORY RECEIPTS HAVE BEEN ISSUED				NA		NA	NA
(1)	Promoter and Promoter Group	0	0	0	0.00	0.00		
(2)	Public	0	0	0	0.00	0.00		
	GRAND TOTAL (A+B+C) :	25594	232748314	232740930	NA	100.00	0	0.00

NA-Not Applicable

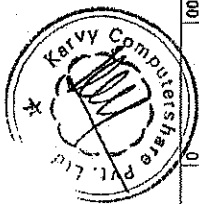


(1)(b) Statement showing holding of securities (including shares, warrants, convertible securities) of persons belonging to the category "Promoter and Promoter Group"											
Sr.No	Name of the Shareholder	Details of Shares held			Encumbered shares (*)			Details of Warrants		Details of convertible securities	
		(i) No. of Shares held	(ii) As a % of grand total (A)+(B)+(C)	(iii) Pledge Shares	(iv) As a percentage (V)=(V)/(iii)*100	(vi) As a % of grand total (A) + (B) + (C) of sub-clause (i)(a)	(vii) Number of warrants held	(viii) As a % of total number of warrants of the same class	(ix) Number of convertible securities held	(x) As a % of total number of convertible securities of the same class	(xi) Total Shares (including underlying shares assuming full conversion of warrants and convertible securities) as a % of diluted share capital
(i)	(ii)	(iii)	(iv)	(v)	(vi)	(vii)	(viii)	(ix)	(x)	(xi)	(xii)
1	THE HINDUSTAN TIMES LIMITED	161754455	69.50	0	0.00	0.00	0	0.00	0	0.00	69.50
2	GODI.COM (MAURITIUS) LIMITED	22581	0.01	0	0.00	0.00	0	0.00	0	0.00	0.01
3	DINESH MITTAL (As a Nominee of GODI.COM (MAURITIUS) LIMITED)	19	0.00	0	0.00	0.00	0	0.00	0	0.00	0.00
4	THE HINDUSTAN TIMES LTD	5	0.00	0	0.00	0.00	0	0.00	0	0.00	0.00
5	THE HINDUSTAN TIMES LTD	5	0.00	0	0.00	0.00	0	0.00	0	0.00	0.00
6	THE HINDUSTAN TIMES LTD	5	0.00	0	0.00	0.00	0	0.00	0	0.00	0.00
7	THE HINDUSTAN TIMES LTD	5	0.00	0	0.00	0.00	0	0.00	0	0.00	0.00
8	THE HINDUSTAN TIMES LTD	5	0.00	0	0.00	0.00	0	0.00	0	0.00	0.00
9	SHOBHANA BHARTIA	1	0.00	0	0.00	0.00	0	0.00	0	0.00	0.00
10	PRIVARAT BHARTIA	1	0.00	0	0.00	0.00	0	0.00	0	0.00	0.00
11	SHAMIT BHARTIA	1	0.00	0	0.00	0.00	0	0.00	0	0.00	0.00
TOTAL :		161777093	69.51	0	0	0	0	0	0	0	69.51

(*) The term "encumbrance" has the same meaning as assigned to in regulation 28(3) of the SAST Regulations, 2013




(i)(c)(i) Statement showing holding of securities (including shares, warrants, convertible securities) of persons belonging to the category "Public" and holding more than 1% of the total number of shares									
Sr.No.	Name of the shareholder	Number of shares held	Shares as a percentage of total number of shares i.e., Grant total (A)+(B)+(C) indicated in Statement at para (i)(a) above)	Details of warrants		Details of convertible securities		Total shares (including underlying shares assuming full conversion of warrants and convertible securities) as a % of diluted share capital)	
				Number of warrants held	As a % of total number of warrants of the same class	Number of convertible securities held	% w.r.t total number of convertible securities of the same class		
1	GOVERNMENT PENSION FUND GLOBAL	10817795	4.65	0	0.00	0	0.00	4.65	
2	RELIANCE CAPITAL TRUSTEE COMPANY LIMITED A/C RELIANCE GROWTH FUND	8104042	3.48	0	0.00	0	0.00	3.48	
3	SBI LIFE INSURANCE CO. LTD	4012509	1.72	0	0.00	0	0.00	1.72	
4	STICHTING PENSIOENFONDS ABP	3672000	1.58	0	0.00	0	0.00	1.58	
5	RELIANCE LIFE INSURANCE COMPANY LIMITED	3569648	1.53	0	0.00	0	0.00	1.53	
6	HDFC STANDARD LIFE INSURANCE COMPANY LIMITED	3206517	1.38	0	0.00	0	0.00	1.38	
7	BAIJU ALLIANZ LIFE INSURANCE COMPANY LTD.	3109524	1.34	0	0.00	0	0.00	1.34	
8	ASHISH DHAWAN	2628862	1.13	0	0.00	0	0.00	1.13	
9	RELIANCE CAPITAL TRUSTEE CO. LTD A/C-RELIANCE REGULAR SAVINGS FUND-EQUITY OPTION	2500000	1.07	0	0.00	0	0.00	1.07	
10	DANSKE INVEST MANAGEMENT COMPANY S.A. A/C DANSKE INVEST SICAV-SIF- EMERGING AND FRONTIER MARKETS SMID	2370799	1.02	0	0.00	0	0.00	1.02	
	TOTAL :	43991796	18.90	0	0.00	0	0.00	18.90	



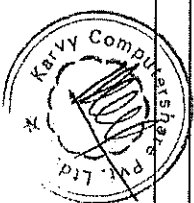
(1)(c)(iii) Statement showing holding of securities (including shares, warrants, convertible securities) of persons (together with PAC) belonging to the category "Public," and holding more than 5% of the total number of shares of the company							
Sr.No.	Name(s) of the shareholder(s) and the Persons Acting in Concert (PAC) with shares held	Number of shares held	Shares as a percentage of total number of shares (i.e., Grant total (A)+(B)+(C) indicated in Statement at para (1)(a) above)	Details of warrants		Details of convertible securities	Total shares (including underlying shares assuming full conversion of warrants and convertible securities) as a % of diluted share capital)
				Number of warrants held	As a % total number of warrants of the same class	Number of convertible securities held	% w.r.t total number of convertible securities of the same class
TOTAL :		0	0	0	0	0	0



STATEMENT SHOWING DETAILS OF DEPOSITORY RECEIPTS (DRs)				
(II)(a)				
Sr.No.	Type of outstanding DR (ADRs,GDRs,SDRs,etc.)	Number of outstanding DRs	Number of shares underlying outstanding DRs	Shares underlying outstanding DRs as a percentage of total number of shares [i.e., Grand Total (A)+(B)+(C) indicated in Statement at Para(I)(a) above]
	TOTAL :	0	0	0



(ii)(b)	Statement showing Holding of Depository Receipts (DRs), where underlying shares held by "Promoter/Promoter group" are in excess of 1% of the total number shares.			
Sr.No.	Name of the DR Holder	Type of outstanding DR (ADRs,GDRs,SDRs, etc.)	Number of shares underlying outstanding DRs	Shares underlying outstanding DRs as a percentage of total number of shares (i.e., Grand Total (A)+(B)-(C) indicated in Statement at para(i)(a) above)
	TOTAL :		0	0



NOT APPLICABLE							
(III)(a) Statement showing the voting pattern of shareholders, if more than one class of shares/securities is issued by the issuer							
CATEG ORY CODE	CATEGORY OF SHAREHOLDERS	Number of Voting Rights held in each class of securities			Total Voting Rights (III+IV+V) (VI)	Total Voting Rights i.e (VI)	
		Class X	Class Y	Class Z		As a % of (A+B) (VII)	As a % of (A+B+C) (VIII)
(I)	(II)	(III)	(IV)	(V)	(VI)	(VII)	(VIII)
(A)	PROMOTER AND PROMOTER GROUP						
(1)	INDIAN						
(a)	Individuals /Hindu Undivided Family						
(b)	Central Government/State Government(s)						
(c)	Bodies Corporate						
(d)	Financial Institutions / Banks						
(e)	Any Other (Specify)						
	Sub-Total (A) (1) :						
(2)	FOREIGN						
(a)	Individuals (Non Resident Individuals/Foreign Individuals)						
(b)	Bodies Corporate						
(c)	Institutions						
(d)	Any Other (Specify)						
	Sub-Total (A)(2) :						
	Total Share Holding of Promoter and Promoter Group (A)=(A)(1)+(A)(2)						
(B)	PUBLIC SHAREHOLDING						
(1)	INSTITUTIONS						
(a)	Mutual Funds /UTI						
(b)	Financial Institutions /Banks						
(c)	Central Government / State Government(s)						
(d)	Venture Capital Funds						
(e)	Insurance Companies						
(f)	Foreign Institutional Investors						
(g)	Foreign Venture Capital Investors						
(h)	Any Other (Specify)						
	Sub-Total (B)(1) :						
(2)	NON-INSTITUTIONS						
(a)	Bodies Corporate						
(b)	Individuals						
	(i) Individual shareholders holding nominal share capital up to Rs.1 lakh						
	(ii) Individual shareholders holding nominal share capital in excess of Rs.1 lakh						
(c)	Qualified Foreign Investor						
(d)	Any Other (Specify)						
	Clearing Members						
	Non Resident Indians						
	directors						
	Sub-Total (B)(2) :						
	Total Public Share Holding (B)=(B)(1)+(B)(2) :						
	Total (A)+(B) :						
(C)	Shares held by custodians, against which Depository Receipts have been issued						
	GRAND TOTAL (A)+(B)+(C) :						

