

**(I)(a) Statement Showing Shareholding Pattern**

<b>Name of the Company : HSIL LIMITED</b>			
<b>Scrip Code : BSE - 500187, NSE - HSIL</b>			
<b>Name of the scrip : BSE - HSIL, NSE - HSIL</b>			
<b>Class of security : Equity Shares of Rs. 2/- each</b>			
<b>Quarter ended : 30/06/2014</b>			
<b>Partly paid-up shares :-</b>	<b>No. of partly paid-up shares</b>	<b>As a % of total no. of partly paid-up shares</b>	<b>As a % of total no. of shares of the Company</b>
Held by promoter/promoters group	NIL	NIL	NIL
Held by public	NIL	NIL	NIL
<b>Total</b>	<b>NIL</b>	<b>NIL</b>	<b>NIL</b>
<b>Outstanding convertible securities :-</b>	<b>No. of outstanding securities</b>	<b>As a % of total no. of outstanding convertible securities</b>	<b>As a % of total no. of shares of the Company, assuming full conversion of the convertible securities</b>
Held by promoter/promoter group	NIL	NIL	NIL
Held by public	NIL	NIL	NIL
<b>Total</b>	<b>NIL</b>	<b>NIL</b>	<b>NIL</b>
<b>Warrants :-</b>	<b>No. of Warrants</b>	<b>As a % of total no. of warrants</b>	<b>As a % of total no. of shares of the Company, assuming full conversion of warrants</b>
Held by promoter/promoter group	NIL	NIL	NIL
Held by public	NIL	NIL	NIL
<b>Total</b>	<b>NIL</b>	<b>NIL</b>	<b>NIL</b>
<b>Total paid-up capital of the Company, assuming full conversion of warrants and convertible securities</b>	<b>66,046,395 Equity shares of Rs. 2/- each</b>		


For HSIL LIMITED

*[Signature]*  
Company Secretary

Category Code	Category of shareholder	Number of shareholders	Total number of shares	Number of Shares held in Dematerialized Form	Total shareholding as a percentage of total number of shares		Shares Pledged or otherwise encumbered	
					As a percentage of (A+B)	As a percentage of (A+B+C)	Number of shares	As a percentage
(I)	(II)	(III)	(IV)	(V)	(VI)	(VII)	(VIII)	(IX) = (VIII) / (IV) * 100
<b>(A)</b>	<b>Shareholding of Promoter and Promoter group</b>							
<b>(1)</b>	<b>Indian</b>							
(a)	Individuals/Hindu Undivided Family	5	5,747,719	5,747,719	8.70	8.70	-	-
(b)	Central Government/State Government(s)	-	-	-	-	-	-	-
(c)	Bodies Corporate	3	28,314,530	28,314,530	42.87	42.87	-	-
(d)	Financial Institutions/Banks	-	-	-	-	-	-	-
(e)	Any Other (specify)	-	-	-	-	-	-	-
	<b>Sub-Total(A)(1)</b>	<b>8</b>	<b>34,062,249</b>	<b>34,062,249</b>	<b>51.57</b>	<b>51.57</b>	-	-
<b>(2)</b>	<b>Foreign</b>							
(a)	Individuals (Non-Resident Individuals/ Foreign Individuals)	-	-	-	-	-	-	-
(b)	Bodies Corporate	-	-	-	-	-	-	-
(c)	Institutions	-	-	-	-	-	-	-
(d)	Qualified Foreign Investor	-	-	-	-	-	-	-
(e)	Any Other(specify)	-	-	-	-	-	-	-
	<b>Sub-Total(A)(2)</b>	<b>0</b>	<b>0</b>	<b>0</b>	<b>0.00</b>	<b>0.00</b>	-	-
	<b>Total Shareholding of Promoter and Promoter Group (A)=(A)(1)+(A)(2)</b>	<b>8</b>	<b>34,062,249</b>	<b>34,062,249</b>	<b>51.57</b>	<b>51.57</b>	-	-
<b>(B)</b>	<b>Public Shareholding</b>							
<b>(1)</b>	<b>Institutions</b>							
(a)	Mutual Funds/UTI	19	11,617,545	11,617,545	17.59	17.59	-	-
(b)	Financial Institutions/Banks	8	18,221	2,377	0.03	0.03	-	-
(c)	Central Government/State Government(s)	-	-	-	-	-	-	-
(d)	Venture Capital Funds	-	-	-	-	-	-	-
(e)	Insurance Companies	1	500	-	0.00	0.00	-	-
(f)	Foreign Institutional Investors	33	9,309,832	9,309,832	14.10	14.10	-	-
(g)	Foreign Venture Capital Investors	-	-	-	-	-	-	-
(h)	Qualified Foreign Investor	-	-	-	-	-	-	-
(i)	Any Other (specify)	-	-	-	-	-	-	-
	<b>Sub-Total (B) (1)</b>	<b>61</b>	<b>20,946,098</b>	<b>20,929,754</b>	<b>31.72</b>	<b>31.72</b>	-	-

For HSIL LIMITED  
*[Signature]*  
Company Secretary

(2)	<b>Non-Institutions</b>								
(a)	Bodies Corporate	572	1,645,903	1,630,975	2.49	2.49	-	-	-
(b)	Individuals-								
	i. Individual shareholders holding nominal share capital up to Rs.1 lakh	14911	7,851,028	6,634,617	11.89	11.89	-	-	-
	ii. Individual shareholders holding nominal share capital in excess of Rs.1 lakh.	16	1,141,539	1,141,539	1.73	1.73	-	-	-
(c)	Qualified Foreign Investor	-	-	-	-	-	-	-	-
(d)	Any Other (specify)								
(d-i)	Non-Resident Individual	349	246,584	235,395	0.37	0.37	-	-	-
(d-ii)	Trusts	4	5,352	5,352	0.01	0.01	-	-	-
(d-iii)	Clearing Member	140	147,642	147,642	0.22	0.22	-	-	-
	<b>Sub-Total (B) (2)</b>	<b>15992</b>	<b>11,038,048</b>	<b>9,795,520</b>	<b>16.71</b>	<b>16.71</b>	-	-	-
	<b>Total Public Shareholding (B)=B(1)+(B)(2)</b>	<b>16053</b>	<b>31,984,146</b>	<b>30,725,274</b>	<b>48.43</b>	<b>48.43</b>	-	-	-
	<b>Total (A)+(B)</b>	<b>16061</b>	<b>66,046,395</b>	<b>64,787,523</b>	<b>100.01</b>	<b>100.00</b>	-	-	-
(C)	<b>Shares held by Custodians and against which Depository Receipts have been issued</b>								
		-	-	-	-	-	-	-	-
(1)	Promoter and Promoter Group	.	.	.	.	.	.	.	.
(2)	Public	.	.	.	.	.	.	.	.
	<b>GRAND TOTAL (A)+(B)+(C)</b>	<b>16061</b>	<b>66,046,395</b>	<b>64,787,523</b>	<b>100.00</b>	<b>100.00</b>	-	-	-

For HSIL LIMITED  
  
 Company Secretary

(f) Statement showing holding of securities (including shares, warrants, convertible securities) of persons belonging to the category "Promoter and Promoter Group" as on 30.06.2014

Sr.No.	Name of the shareholder	Details of Shares held		Encumbered Shares		Details of warrants		Details of convertible securities		Total shares (including underlying shares assuming full conversion of warrants and convertible securities) as a percentage of diluted share capital
		No. of shares held	As a % of grand total (A)-(B)-(C)	No.	As a percentage (VI)-(VII) / (III)* 100	As a % of grand total (A)-(B)-(C) of sub-clause (i) (a)	Number of warrants held	As a % total Number of warrants of the same class	Number of convertible securities held	
(i)	(ii)	(iii)	(iv)	(v)	(vi)-(vii) / (iii)* 100	(viii)	(ix)	(x)	(xi)	(xii)
1	Rajendra Kumar Somany	2,620,114	3.96	NIL	NIL	NIL	NIL	NIL	NIL	3.96
2	Sandeep Somany	1,990,908	3.01	NIL	NIL	NIL	NIL	NIL	NIL	3.01
3	Sandeep Somany	913,120	1.38	NIL	NIL	NIL	NIL	NIL	NIL	1.38
4	Divya Somany	146,912	0.22	NIL	NIL	NIL	NIL	NIL	NIL	0.22
5	Sumita Somany	76,665	0.12	NIL	NIL	NIL	NIL	NIL	NIL	0.12
6	Paco Exports Limited	20,664,530	31.29	NIL	NIL	NIL	NIL	NIL	NIL	31.29
7	Soma Investments Ltd.	4,000,000	6.06	NIL	NIL	NIL	NIL	NIL	NIL	6.06
8	New Delhi Industrial Promoters and Investors Ltd.	3,650,000	5.53	NIL	NIL	NIL	NIL	NIL	NIL	5.53
	<b>TOTAL</b>	<b>34,062,249</b>	<b>51.57</b>	<b>NIL</b>	<b>NIL</b>	<b>NIL</b>	<b>NIL</b>	<b>NIL</b>	<b>NIL</b>	<b>51.57</b>

For HSIL LIMITED

*[Signature]*  
Company Secretary

(i) (C) (i) Statement showing holding of securities (including shares, warrants, convertible securities) of persons belonging to the category "Public" and holding more than 1% of the total number of shares as on 30.06.2014

Sl.No.	Name of the shareholder	Number of shares held	Shares as a percentage of total number of shares (i.e. Grand Total (A)+(B)+(C) indicated in Statement C) above	Details of warrants			Details of convertible securities		Total shares (including underlying shares assuming full conversion of warrants and convertible securities) as a % of diluted shares capital
				Number of warrants held	As a total number of warrants of the same class	Number of convertible securities	% w.r.t total number of convertible		
1	RELIANCE CAPITAL TRUSTEE COMPANY LIMITED AC. RELIANCE GROWTH FUND	4,003,149	6.06	NIL	NIL	NIL	NIL	6.06	
2	NATIONAL WESTMINSTER BANK PLC AS TRUSTEE OF THE JUPITER INDIA FUND	2,768,583	4.19	NIL	NIL	NIL	NIL	4.19	
3	MONDRIAN EMERGING MARKETS SMALL CAP EQUITY FUND LP	2,374,732	3.60	NIL	NIL	NIL	NIL	3.60	
4	SUNDARAM MUTUAL FUND AC. SUNDARAM SELECT MIDCAP	2,240,000	3.39	NIL	NIL	NIL	NIL	3.39	
5	HDFC TRUSTEE COMPANY LIMITED - HDFC PRUDENCE FUND	1,306,042	1.96	NIL	NIL	NIL	NIL	1.96	
6	JUPITER SOUTH ASIA INVESTMENT COMPANY LIMITED AC. JUPITER SOUTH ASIA INVESTMENT COMPANY LIMITED ACCESS FUND	1,267,278	1.95	NIL	NIL	NIL	NIL	1.95	
7	SUNDARAM MUTUAL FUND AC. SUNDARAM SMILE FUND	950,000	1.44	NIL	NIL	NIL	NIL	1.44	
8	ONTARIO PENSION BOARD-MONDRIAN INVESTMENT PARTNERS LIMITED	892,252	1.35	NIL	NIL	NIL	NIL	1.35	
9	RELIANCE CAPITAL TRUSTEE CO. LTD. AC. RELIANCE CAP FUND	826,955	1.25	NIL	NIL	NIL	NIL	1.25	
10	ICICI PRUDENTIAL TAX PLAN	721,356	1.09	NIL	NIL	NIL	NIL	1.09	
	TOTAL:	17,379,347	26.36	NIL	NIL	NIL	NIL	26.36	

For HSIL LIMITED


  
Company Secretary

(f) (C) (ii) Statement showing holding of securities (including shares, warrants, convertible securities) of persons (together with PAC) belonging to the category "Public" and holding more than 5% of the total number of shares of the Company as on 30.06.2014

Sr. No.	Name of the shareholder(s) and the persons Acting in Concert (PAC) with them	Number of Shares held	Shares as a percentage of total number of shares (i.e. Grand Total (A)+(B)+(C) indicated in Statement at para (i) (a) above)	Details of warrants		Details of convertible securities			Total shares (including underlying shares assuming full conversion of warrants and convertible securities) as a percentage of diluted share capital
				Number of warrants held	As a % total number of warrants of the same class	Number of convertible securities held	% w.r.t. total number of convertible securities of the same class		
1	RELINCE CAPITAL TRUSTEE COMPANY LIMITED AC. RELIANCE GROWTH FUND & RELIANCE CAP FUND	4,530,104	7.31	NIL	NIL	NIL	NIL	NIL	7.31
	<b>Total</b>	<b>4,530,104</b>	<b>7.31</b>						<b>7.31</b>

N

For HSIL LIMITED



Company Secretary

(I)(d) Statement showing details of locked-in shares

Sr. No.	Name of the shareholder	Number of locked-in-shares	Locked-in shares as a percentage of total number of shares (i.e., Grand Total (A)+(B)+(C) indicated in Statement at para (I)(a) above)
1	NIL	NIL	NIL
TOTAL	NIL	NIL	NIL

(II)(a) Statement showing details of Depository Receipts (DRs)

Sr.No.	Type of outstanding DR (ADRs,GDRs, SDRs, etc.)	Number of outstanding DRs	Number of shares underlying outstanding DRs	Shares underlying outstanding DRs as a percentage of total number of shares ( i.e., Grand Total (A) + (B) + (C ) indicated in Statement at para (I) (a) above)
1	NIL	NIL	NIL	NIL
TOTAL	NIL	NIL	NIL	NIL

(II)(b) Statement showing holdings of Depository Receipts (DRs), where underlying shares held by 'promoter/promoter group' are in excess of

Sr.No.	Name of the DR Holder	Type of outstanding DR	Number of shares underlying outstanding DRs	Shares underlying outstanding DRs as a percentage of total number of Shares (i.e., Grand Total (A) + (B) +(C) indicated in Statement at para (I) (a) above)
1	NIL	NIL	Nil	NIL
TOTAL	NIL	NIL	NIL	NIL

For HSIL LIMITED

  
Company Secretary

(III) (a) Statement showing the voting pattern of shareholders, if more than one class of shares/securities is issued by the issuer  
(Give description of voting rights for each class of securities)

Class X: Equity

Class Y:

Class Z:


Category Code	Category of Shareholder	Number of Voting Rights held in each class of securities			Total Voting Rights (III) + (IV) + (V)	Total Voting Rights i. e. (VI)	
		Class X (EQUITY)	Class Y	Class Z		As a percentage of (A+B)	As a percentage of (A+B+C)
(I)	(II)	(III)	(IV)	(V)	(VI)	(VII)	(VIII)
(A)	Promoter and Promoter group						
(I)	Indian						
(a)	Individuals/Hindu Undivided Family	5,747,719	-	-	5,747,719	8.70	8.70
(b)	Central Government/State Government(s)	-	-	-	-	-	-
(c)	Bodies Corporate	28,314,530	-	-	28,314,530	42.87	42.87
(d)	Financial Institutions/Banks	-	-	-	-	-	-
(e)	Any Other (specify)	-	-	-	-	-	-
	Sub-Total(A)(1)	34,062,249	-	-	34,062,249	51.57	51.57
(2)	Foreign						
(a)	Individuals (Non-Resident Individuals/ Foreign Individuals)						
(b)	Bodies Corporate						
(c)	Institutions						
(d)	Any Other (specify)						
	Sub-Total(A)(2)						
	Total Shareholding of Promoter and Promoter Group (A)(A)(1)+(A)(2)	34,062,249			34,062,249	51.57	51.57

For HSIL LIMITED

Company Secretary



(B)	Public Shareholding								
(1)	Institutions								
(a)	Mutual Funds/UTI	11,617,545				11,617,545		17.59	17.59
(b)	Financial Institutions/Banks	18,221				18,221		0.03	0.03
(c)	Central Government/State Government(s)	-				-		-	-
(d)	Venture Capital Funds	-				-		-	-
(e)	Insurance Companies	500				500		0.00	0.00
(f)	Foreign Institutional Investors	9,309,832				9,309,832		14.10	14.10
(g)	Foreign Venture Capital Investors	-				-		-	-
(h)	Any Other (specify)	-				-		-	-
	<b>Sub-Total (B) (1)</b>	<b>20,946,098</b>				<b>20,946,098</b>		<b>31.72</b>	<b>31.72</b>
(2)	Non-Institutions								
(a)	Bodies Corporate	1,645,903				1,645,903		2.49	2.49
(b)	Individuals								
	i. Individual shareholders holding nominal share capital up to Rs. 1 lakh	7,851,028				7,851,028		11.89	11.89
	ii. Individual shareholders holding nominal share capital in excess of Rs. 1 lakh.	1,141,539				1,141,539		1.73	1.73
(c)	Any Other (specify)								
(c-i)	Non-Resident Individual	246,584				246,584		0.37	0.37
(c-ii)	Trusts	5,352				5,352		0.01	0.01
(c-iii)	Clearing Member	147,642				147,642		0.22	0.22
	<b>Sub-Total (B) (2)</b>	<b>11,038,048</b>				<b>11,038,048</b>		<b>16.71</b>	<b>16.71</b>
	<b>Total Public Shareholding (B)=(1)+(B)(2)</b>	<b>31,984,146</b>				<b>31,984,146</b>		<b>48.43</b>	<b>48.43</b>
	<b>Total (A)+(B)</b>	<b>66,046,395</b>				<b>66,046,395</b>		<b>100.00</b>	<b>100.00</b>
(C)	Shares held by Custodians and against which Depository Receipts have been issued								
	<b>GRAND TOTAL (A)+(B)+(C)</b>	<b>66,046,395</b>				<b>66,046,395</b>		<b>100.00</b>	<b>100.00</b>

FOR HSIL LIMITED  
  
 Company Secretary