

STATEMENT SHOWING SHAREHOLDING PATTERN

Name of the Company: **HIL LIMITED**
 Scrip Code, Name of the scrip, class of security: **BSE - 509675 Equity Shares**
 Quarter ended: **31st MARCH, 2014**

Partly paid-up shares:-	No. of partly paid-up shares	As a % of total no. of partly paid-up Shares	As a % of total no. of shares of the company
Held by promoter/ promoter group	NIL	NA	NA
Held by public	NIL	NA	NA
Total	NIL	NA	NA
Outstanding convertible securities:-	No. of outstanding securities	As a % of total no. of outstanding convertible securities	As a % of total no. of shares of the company, assuming full conversion of the convertible securities
Held by promoter/ promoter group	NIL	NA	NA
Held by public	NIL	NA	NA
Total	NIL	NA	NA
Warrants:-	No. of warrants	As a % of total no. of warrants	As a % of total no. of shares of the company, assuming full conversion of Warrants
Held by promoter/ promoter group	NIL	NA	NA
Held by public	NIL	NA	NA
Total	NIL	NA	NA
Total paid-up capital of the company, assuming full conversion of warrants and convertible securities	7462563		


Regd. Office: **HIL Limited** (formerly Hyderabad Industries Limited),
 Sanathnagar, Hyderabad – 500 018, India. Tel.: +91 40 3099 9000 Fax: +91 40 2370 1227
 Email: info@hil.in | Website: www.hil.in | @ Customer Care: 1800-425-425-99

CIN: L74999AP1955PLC000656




Statement Showing Shareholding Pattern

Category code	Category of Shareholder	Number of Shareholders	Total number of shares	Number of shares held in dematerialized form	Total shareholding as a percentage of		Shares Pledged or otherwise encumbered	
					As a percentage of(A+B) ¹	As a percentage of (A+B+C)	Number of shares	As a percentage
					(VI)	(VII)	(VIII)	(IX) = (VIII)/(IV)*100
(I)	(II)	(III)	(IV)	(V)	(VI)	(VII)	(VIII)	(IX) = (VIII)/(IV)*100
(A)	Shareholding of Promoter and Promoter Group²							
(1)	Indian							
(a)	Individuals/Hindu Undivided Family	1	51376	51376	0.69	0.69	0	0
(b)	Central Government /State Government (s)	0	0	0	0.00	0.00	0	0
(c)	Bodies Corporate	10	3007836	3007836	40.30	40.30	205860	6.84
(d)	Financial Institutions / Banks	0	0	0	0.00	0.00	0	0
(e)	Any other(PAC)	0	0	0	0.00	0.00	0	0
	Sub-Total (A)(1)	11	3059212	3059212	40.99	40.99	205860	6.67
(2)	Foreign							
(a)	Individuals (Non Resident Individuals/ Foreign Individuals)	0	0	0	0.00	0.00	0	0
(b)	Bodies Corporate	0	0	0	0.00	0.00	0	0
(c)	Institutions	0	0	0	0.00	0.00	0	0
(d)	Qualified Foreign Investor	0	0	0	0.00	0.00	0	0
(e)	Any Other (Specify)	0	0	0	0.00	0.00	0	0
	Sub-Total (A)(2)	0	0	0	0.00	0.00	0	0
	Total Shareholding of Promoter and Promoter Group A=(A)(1) + (A)(2)	11	3059212	3059212	40.99	40.99	205860	6.73
B	Public Shareholding							
(1)	Institutions							
(a)	Mutual Funds/UTI	9	46079	45593	0.62	0.62	NA	NA
(b)	Financial Institutions/Banks	11	15389	10864	0.21	0.21	NA	NA
(c)	Central Government/State Government(s)	1	305552	305552	4.09	4.09	NA	NA
(d)	Venture Capital Funds	0	0	0	0	0.00	NA	NA
(e)	Insurance Companies	1	780	780	0.01	0.01	NA	NA
(f)	Foreign Institutional Investors	1	2950	2950	0.04	0.04	NA	NA
(g)	Foreign Venture Capital Investors	0	0	0	0	0.00	NA	NA
(h)	Qualified Foreign Investor	0	0	0	0	0.00	NA	NA
(i)	Any Other	0	0	0	0	0.00	NA	NA
	Sub-Total (B)(1)	23	370750	365739	4.97	4.97	NA	NA
(2)	Non-institutions							
(a)	Bodies Corporate	402	882507	880285	11.83	11.83	NA	NA
(b)	Individuals	0	0	0	0.00	0.00	NA	NA
	i Individual Shareholders holding nominal share capital upto Rs. 1 Lakh	16286	2378785	2246393	31.88	31.88	NA	NA
	ii Individual Shareholders holding nominal share capital in excess of Rs. 1 Lakh	19	462915	462915	6.20	6.20	NA	NA
(c)	Qualified Foreign Investor	0	0	0	0.00	0.00	NA	NA
(d)	CLEARING MEMBER	146	61011	61011	0.82	0.82	NA	NA
(e)	TRUST	0	0	0	0.00	0.00	NA	NA
(f)	Non Resident Individuals	289	125383	116519	1.68	1.68	NA	NA
(g)	Foreign Bodies Corp	2	122000	122000	1.63	1.63	NA	NA
(h)	Foreign Nation	0	0	0	0.00	0.00	NA	NA
	Sub-Total (B)(2)	17144	4032601	3889123	54.04	54.04	NA	NA
	Total Public Shareholding							
	B=(B)(1)+(B)(2)	17167	4403351	4254862	59.01	59.01	-	-
	Total (A)+(B)	17178	7462563	7314074	100.00	100.00	205860	2.76
(C)	Shares held by Custodians and against which Depository Receipts have been issued							
(1)	Promoter and Prmoter Group	0	0	0	0.00	0.00	0	0.00
(2)	Public	0	0	0	0.00	0.00	0	0.00
	GRAND TOTAL (A) + (B) + (C)	17178	7462563	7314074	100.00	100.00	205860	2.76




(I)(b) Statement showing Shareholding of securities (including shares, warrants, convertible securities) of persons belonging to the category of "Promoter and Promoter Group"

Sr. No.	Name of the shareholder	Details of shares held		Shares pledged or otherwise encumbered		Details of Warrants		Details of Convertible securities		Total shares (including underlying shares assuming full conversion of warrants and convertible	
		Number of shares held	As a % of grand total (A)+(B)+(C)	Number	% of Total Shares held	As a % of grand total (A)+(B)+(C) of sub-clause(I)(a)	No. of Warrant held (VIII)	As a % of total number of warrants of the same class	No. of Convertible securities held		As a % of total number of convertible securities of the same class
1	AMER INVESTMENTS (DELHI) LIMITED	308763	4.14	205860	66.67	2.76	0	0.00	0	0.00	4.14
2	ASHOK INVESTMENT CORPORATION LIMITED	317743	4.26	0	0	0.00	0	0.00	0	0.00	4.26
3	CENTRAL INDIA INDUSTRIES LIMITED	1074634	14.40	0	0	0.00	0	0.00	0	0.00	14.40
4	CHANDRA KANT BIRLA	51376	0.69	0	0	0.00	0	0.00	0	0.00	0.69
5	GWALIOR FINANCE CORPORATION LIMITED	96200	1.29	0	0	0.00	0	0.00	0	0.00	1.29
6	HITAISHI INVESTMENTS LIMITED	67066	0.90	0	0	0.00	0	0.00	0	0.00	0.90
7	HYDERABAD AGENCIES PRIVATE LTD	4100	0.05	0	0	0.00	0	0.00	0	0.00	0.05
8	ORIENT PAPER AND INDUSTRIES LIMITED	906360	12.15	0	0	0.00	0	0.00	0	0.00	12.15
9	RANCHI ENTERPRISES AND PROPERTIES LTD.	4500	0.06	0	0	0.00	0	0.00	0	0.00	0.06
10	SHEKHAVATI INVESTMENTS AND TRADERS LIMIT	224470	3.01	0	0	0.00	0	0.00	0	0.00	3.01
11	UNIVERSAL TRADING COMPANY LIMITED	4000	0.05	0	0	0.00	0	0.00	0	0.00	0.05
	TOTAL	3059212	40.99	205860	6.73	2.76	0	0.00	0	0.00	40.99




(I)(c) (i) Statement showing holding of securities (including shares, warrants, convertible securities) of persons belonging to the category "Public" and holding more than 1% of the total number of shares

Sl. No.	Name of the shareholder	No. of shares held	Shares as % of Total No. of Shares	Details of Warrants		Details of Convertible Securities		Total Shares (including underlying shares assuming full conversion of warrants and convertible securities) as a % of diluted share capital
				No of warrants held	As a % total number of warrants of the same class	No of convertible securities held	% w.r.t total number of convertible securities of the same class	
1	GOVERNOR OF ANDHRA PRADESH	305552	4.09	0	0.00	0	0.00	4.09
2	FINQUEST FINANCIAL SOLUTIONS PVT. LTD.	235400	3.15	0	0.00	0	0.00	3.15
3	DELHI IRON & STEEL CO. (F) LTD.	77000	1.03	0	0.00	0	0.00	1.03
4	SAROSH S PARAKH	80325	1.08	-	0.00	0	0.00	1.08
	TOTAL	698277	9.36	0	0	0	0	9.36



(D)(c) (ii) Statement showing holding of securities (including shares, warrants, convertible securities) of persons (together with PAC) belonging to the category "Public" and holding more than 5% of the total number of shares

Sl. No.	Name(s) of the shareholder(s) and the persons Acting in Concert (PAC) with them	No. of shares	Shares as % of Total No. of Shares	Details of Warrants		Details of Convertible Securities		Total Shares (including underlying of shares assuming full conversion of warrants and convertible securities) as a % of diluted share capital
				No of warrants held	As a% total number of warrants of the same class	No of convertible securities held	% w.r.t total number of convertible securities of the same class	
	TOTAL	0	0	0	0	0	0	0
	TOTAL							



(D)(d) Statement showing details of locked-in shares


Sr. No.	Name of the shareholder	Number of locked-in shares	Locked -in Shares as a percentage of total number
1	NIL	0	
TOTAL		0	0.00



[Handwritten signature]

(II)(a) Statement showing details of Depository Receipts (DRs)

Sr. No.	Type of outstanding DR (ADRs, GDRs, SDRs, etc.)	Number of outstanding DRs	Number of shares underlying outstanding DRs	Shares underlying outstanding DRs as a percentage of total number of shares
1	NIL	0	0	0.00
TOTAL		0	0	0.00



(II)(b) Statement showing Holding of Depository Receipts (DRs), where underlying shares are in excess of 1% of the total number of shares

Sr. No.	Name of the DR Holder	Type of outstanding DR (ADRs, GDRs, SDRs, etc.)	Number of shares underlying outstanding DRs	Shares underlying outstanding DRs as a percentage of total number of shares
1	NIL	0	0	0.00
TOTAL			0	0.00

