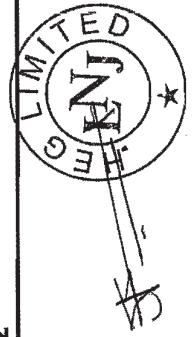



(1)(a) Statement Showing Shareholding Pattern

Name of the Company: HEG LIMITED			
Scrip Code, Name of the scrip, class of security: BSE: 509631 NSE: HEG, Name of Scrip: HEG Ltd., Class of Security: Equity Shares			
Quarter ended: 31st March, 2015			
Partly paid-up shares:-	No. of partly paid-up shares	As a % of total no. of partly paid-up shares	As a % of total no. of shares of the company
Held by promoter/promoter group	N.A.	N.A.	N.A.
Held by public	N.A.	N.A.	N.A.
Total - D	N.A.	N.A.	N.A.
Outstanding convertible securities: No. of outstanding securities	As a % of total no. of outstanding convertible securities	As a % of total no. of shares of the company, assuming full conversion of the convertible securities	
Held by promoter/promoter group	N.A.	N.A.	N.A.
Held by public	N.A.	N.A.	N.A.
Total - E	N.A.	N.A.	N.A.
Warrants:-	No. of warrants	As a % of total no. of warrants	As a % of total no. of shares of the company, assuming full conversion of warrants
Held by promoter/promoter group	N.A.	N.A.	N.A.
Held by public	N.A.	N.A.	N.A.
Total - F	N.A.	N.A.	N.A.
Total paid-up capital of the company, assuming full conversion of warrants and convertible securities (Grand total (A+B+C)+D+E+F)			
			39959142



Statement Showing Shareholding Pattern									
Category code	Category of Shareholder	Number of Shareholders	Total number of shares	Number of shares held in dematerialized form	Total shareholding as a percentage of total number of shares		Number of shares	As a percentage of shares	As a percentage of total number of shares
					of (A+B)	(A+B+C)			
(I)	(II)	(III)	(IV)	(V)	(VI)	(VII)	(VIII)	(IX) = (VIII)/(IV)*100	
	Shareholding of Promoter and Promoter Group								
1	Indian								
(a)	Individuals/ Hindu Undivided Family	7	1277588	1277588	3.20	3.20	0	0.00	
(b)	Central Government/ State Government(s)	0	0	0	0.00	0.00	0	0.00	
(c)	Bodies Corporate	12	10397055	10397055	26.02	26.02	0	0.00	
(d)	Financial Institutions/ Banks	0	0	0	0.00	0.00	0	0.00	
(e)	Any Others(Specify)	0	0	0	0.00	0.00	0	0.00	
	Sub Total(A)(1)	19	11674643	11674643	29.22	29.22	0	0.00	
2	Foreign								
(a)	Individuals (Non-Residents Individuals/ Foreign Individuals)	0	0	0	0.00	0.00	0	0.00	
(b)	Bodies Corporate	4	11818107	11818107	29.58	29.58	0	0.00	
(c)	Institutions	0	0	0	0.00	0.00	0	0.00	
(d)	Qualified Foreign Investor	0	0	0	0.00	0.00	0	0.00	
(e)	Any Others(Specify)	0	0	0	0.00	0.00	0	0.00	
	Sub Total(A)(2)	4	11818107	11818107	29.58	29.58	0	0.00	
	Total Shareholding of Promoter and Promoter Group (A) = (A)(1)+(A)(2)	23	23492750	23492750	58.79	58.79	0	0.00	
(B)	Public shareholding								
1	Institutions								
(a)	Mutual Funds / UTI	9	19136	13986	0.05	0.05			N.A.
(b)	Financial Institutions / Banks	11	349670	349388	0.87	0.87			N.A.
(c)	Central Government/ State Government(s)	0	0	0	0.00	0.00			
(d)	Venture Capital Funds	0	0	0	0.00	0.00			
(e)	Insurance Companies	3	3886797	3886797	9.73	9.73			
(f)	Foreign Institutional Investors	25	530081	530081	1.33	1.33			
(g)	Foreign Venture Capital Investors	0	0	0	0.00	0.00			
(h)	Qualified Foreign Investor	0	0	0	0.00	0.00			
(i)	Any Other (specify)	0	0	0	0.00	0.00			
	Sub-Total (B)(1)	48	4785624	4780252	11.98	11.98	N.A.	11.98	N.A.

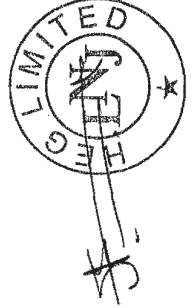


Sr. No.	Notes
	----- N/A -----

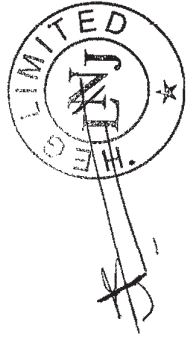


(1)(b) Statement showing holding of securities (including shares, warrants, convertible securities) of persons belonging to the category "Promoter and Promoter Group"

Sr. No.	Name of the shareholder	Details of Shares held		Encumbered shares			Details of warrants		Details of convertible securities		Total shares (including underlying shares assuming full conversion of warrants and convertible securities) as a % of diluted share capital
		Number of shares held	As a % of grand total (A)+(B)+(C)	No.	As a percentage of sub-clause (I)(a)	As a % grand total (A)+(B)+(C)	Number of warrants held	As a % total number of warrants of the same class	Number of convertible securities held	As a % total number of convertible securities of the same class	
		(III)	(IV)	(V)	(VI)=(V)/(III)*100	(VII)	(VIII)	(IX)	(X)	(XI)	(XII)
1	Norbury Investments Ltd	5362991	13.42	0	0.00	0.00	Nil	Nil	Nil	Nil	Nil
2	Microlight Investments Ltd	4665579	11.68	0	0.00	0.00	Nil	Nil	Nil	Nil	Nil
3	Bharat Investments Growth Ltd	2609598	6.53	0	0.00	0.00	Nil	Nil	Nil	Nil	Nil
4	Purvi Vaniya Niyojan Ltd	1745350	4.37	0	0.00	0.00	Nil	Nil	Nil	Nil	Nil
5	Raghav Commercial Ltd	1533166	3.84	0	0.00	0.00	Nil	Nil	Nil	Nil	Nil
6	Mekima Corporation	1504691	3.77	0	0.00	0.00	Nil	Nil	Nil	Nil	Nil
7	RSWM Ltd	978000	2.45	0	0.00	0.00	Nil	Nil	Nil	Nil	Nil
8	LNJ Financial Services Ltd	1308798	3.28	0	0.00	0.00	Nil	Nil	Nil	Nil	Nil
9	Shashi Commercial Company Ltd	715187	1.79	0	0.00	0.00	Nil	Nil	Nil	Nil	Nil
10	Giltedged Industrial Securities Ltd	504668	1.26	0	0.00	0.00	Nil	Nil	Nil	Nil	Nil
11	Mekima Corporation	284846	0.71	0	0.00	0.00	Nil	Nil	Nil	Nil	Nil
12	Riju Jhunjunwala	233290	0.58	0	0.00	0.00	Nil	Nil	Nil	Nil	Nil
13	Rita Jhunjunwala	224312	0.56	0	0.00	0.00	Nil	Nil	Nil	Nil	Nil
14	India Textfab Marketing Ltd	218851	0.55	0	0.00	0.00	Nil	Nil	Nil	Nil	Nil
15	Ravi Jhunjunwala - HUF	214710	0.54	0	0.00	0.00	Nil	Nil	Nil	Nil	Nil
16	Rishabh Jhunjunwala	186126	0.47	0	0.00	0.00	Nil	Nil	Nil	Nil	Nil
17	Lakshmi Niwas Jhunjunwala	179740	0.45	0	0.00	0.00	Nil	Nil	Nil	Nil	Nil
18	Ravi Jhunjunwala	136060	0.34	0	0.00	0.00	Nil	Nil	Nil	Nil	Nil

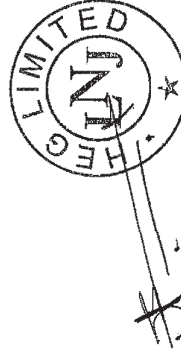


19	Mam Devi Jhunjhunwala	103350	0.26	0	0.00	0.00	Nil	Nil	Nil	Nil	Nil	Nil
20	Nivedan Vaniya Niyojan Ltd	70597	0.18	0	0.00	0.00	Nil	Nil	Nil	Nil	Nil	Nil
21	Investors India Ltd	38382	0.10	0	0.00	0.00	Nil	Nil	Nil	Nil	Nil	Nil
22	Sandhu Auto Deposits Ltd	431365	1.08	0	0.00	0.00	Nil	Nil	Nil	Nil	Nil	Nil
23	M.L. Finlease Pvt Ltd	243093	0.61	0	0.00	0.00	Nil	Nil	Nil	Nil	Nil	Nil
TOTAL		23492750	58.79	0	0.00	0.00	Nil	Nil	Nil	Nil	Nil	Nil



(I)(c)(i) Statement showing holding of securities (including shares, warrants, convertible securities) of persons belonging to the category "Public" and holding more than 1% of the total number of shares

Sr. No.	Name of the shareholder	Number of shares held	Shares as a percentage of total number of shares (i.e., Grand Total (A)+(B)+(C) indicated in Statement at para (i)(a) above)	Details of warrants		Details of convertible securities		Total shares (including underlying shares assuming full conversion of warrants and convertible securities) as a % of diluted share capital
				Number of warrants held	As a % total number of warrants of the same class	Number of convertible securities held	% w.r.t total number of convertible securities of the same class	
1	Life Insurance Corporation of India	3394285	8.49	Nil	Nil	Nil	Nil	Nil
2	GPC Mauritius H LLC	2893888	7.24	Nil	Nil	Nil	Nil	Nil
3	Pacific Management Pvt Ltd	558526	1.40	Nil	Nil	Nil	Nil	Nil
4	The New India Assurance Company Ltd	492362	1.23	Nil	Nil	Nil	Nil	Nil
5	Apex Holdings Ltd	439726	1.10	Nil	Nil	Nil	Nil	Nil
TOTAL		7778787	19.47	Nil	Nil	Nil	Nil	Nil



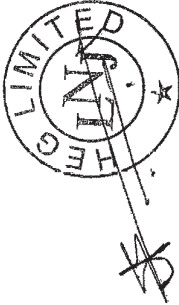
(1)(c)(ii) Statement showing holding of securities (including shares, warrants, convertible securities) of persons (together with PAC) belonging to the category "Public" and holding more than 5% of the total number of shares of the company

Sr. No.	Name(s) of the shareholder(s) and the Persons Acting in Concert (PAC) with them	Number of shares	Shares as a percentage of total number of shares i.e., Grand Total (A)+(B)+(C) indicated in Statement at para (1)(a) above}	Details of warrants		Details of convertible securities		Total shares (including underlying shares assuming full conversion of warrants and convertible securities) as a % of diluted share capital
				Number of warrants	As a % total number of warrants of the same class	Number of convertible securities held	% w.r.t total number of convertible securities of the same class	
1	Life Insurance Corporation of India	3394285	8.49	Nil	Nil	Nil	Nil	Nil
2	GPC Mauritius II LLC	2893888	7.24	Nil	Nil	Nil	Nil	Nil
TOTAL		6288173	15.74	Nil	Nil	Nil	Nil	Nil



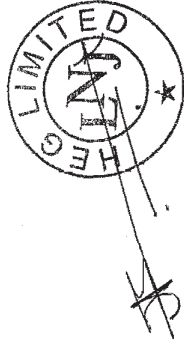
(I)(d) Statement showing details of locked-in shares

Sr. No.	Name of the shareholder	Number of locked-in shares	Locked-in shares as a percentage of total number of shares (i.e., Grand Total (A)+(B)+(C) indicated in Statement at para (D)(a) above)	Promoter / Promoter Group / Public
1	Nil	Nil	Nil	Nil
TOTAL		Nil	Nil	Nil




(II)(a) Statement showing details of Depository Receipts (DRs)

Sr. No.	Type of outstanding DR (ADRs, GDRs, SDRs, etc.)	Number of outstanding DRs	Number of shares underlying outstanding DRs	Shares underlying outstanding DRs as a percentage of total number of shares (i.e., Grand Total (A)+(B)+(C) indicated in Statement at para (I)(a) above)
I	Nil	Nil	Nil	Nil
TOTAL		Nil	Nil	Nil



(II)(b) Statement showing holding of Depository Receipts (DRs), where underlying shares held by "promoter/promoter group" are in excess of 1% of the total number of shares

Sr. No.	Name of the DR Holder	Type of outstanding DR (ADRs, GDRs, SDRs, etc.)	Number of shares underlying outstanding DRs	Shares underlying outstanding DRs as a percentage of total number of shares (i.e., Grand Total (A)+(B)+(C) indicated in Statement at para (I)(a) above)
1	Nil	Nil	Nil	Nil
TOTAL		Nil	Nil	Nil



(III)(a) Statement showing the voting pattern of shareholders, if more than one class of shares/securities is issued by the issuer.

Sr. No.	Category of shareholder	Number of Voting Rights held in each class of securities			Total Voting Rights (III+IV+V)	Total Voting Rights i.e. (VI)	
		Class X (III)	Class Y (IV)	Class Z (V)		As a % of (A+B) (VII)	As a % of (A+B-C) (VIII)
(1)	(II)				(VI)		
	N.A.	N.A.	N.A.	N.A.	N.A.	N.A.	N.A.

