

(i) (a) Statement showing Shareholding Pattern

Name of the Company: HDFC Bank Limited

Scrip Code, Name of the scrip, class of security: 500180 - HDFCBANK - EQUITY			
Quarter ended: 31st March, 2014			
Partly paid-up shares:-	No. of partly paid-up shares	As a % of total no. of partly paid-up shares	As a % of total no. of shares of the company
Held by Promoter / Promoters Group	0	0.00	0.00
Held by public	0	0.00	0.00
Total	0	0.00	0.00
Outstanding convertible securities:-	No. of outstanding securities	As a % of total No. of outstanding convertible securities	As a % of total no. of shares of the company, assuming full conversion of the convertible securities
Held by Promoter / Promoters Group	0	0.00	0.00
Held by public	0	0.00	0.00
Total	0	0.00	0.00
Warrants:-	No. of warrants	As a % of total no. of warrants	As a % of total no. of shares of the company, assuming full conversion of warrants
Held by Promoter / Promoters Group	0	0.00	0.00
Held by public	0	0.00	0.00
Total	0	0.00	0.00

Total paid-up capital of the company assuming full conversion of warrants and convertible securities

Face Value 2.00

Category code	Category of shareholder	Number of shareholders	Total number of shares	Number of shares held in dematerialised form	Total shareholding as a % of total number of shares		Shares pledged or otherwise encumbered	
					As a percentage of (A+B) (VI)	As a percentage of (A+B+C+D) (VII)	Number of shares (VIII)	As a percentage (IX) = (VIII)/(IV)*100
(I)	(II)	(III)	(IV)	(V)	(VI)	(VII)	(VIII)	(IX)
(A)	Shareholding of Promoter and Promoter Group							
1	Indian							
(a)	Individuals/Hindu Undivided Family	0			0.00	0.00		
(b)	Central Government/State Government(s)	0			0.00	0.00		
(c)	Bodies Corporate	3	543216100	543216100	27.27	22.64	0	0.00
(d)	Financial Institutions / Banks	0			0.00	0.00		
(e)	Any Other (specify)	0			0.00	0.00		
(e)(i)		0			0.00	0.00		
(e)(ii)		0			0.00	0.00		
	Sub Total (A)(1)	3	543216100	543216100	27.27	22.64	0	0.00
2	Foreign							
(a)	Individuals/Foreign Individuals)	0			0.00	0.00		
(b)	Bodies Corporate	0			0.00	0.00		
(c)	Institutions	0			0.00	0.00		
(d)	Qualified Foreign Investor	0			0.00	0.00		
(e)	Any Other (specify)	0			0.00	0.00		
(e)(i)		0			0.00	0.00		
(e)(ii)		0			0.00	0.00		
	Sub Total (A)(2)	0	0	0	0.00	0.00	0	0.00
	Total Shareholding of Promoter and Promoter Group (A)=(A)(1)+(A)(2)	3	543216100	543216100	27.27	22.64	0	0.00



Sharma

Category code	Category of shareholder	Number of shareholders	Total number of shares	Number of shares held in dematerialised form	Total shareholding as a % of total number of shares		Shares pledged or otherwise encumbered	
					As a percentage of (A+B) (VI)	As a percentage (A+B+C+D) (VII)	Number of shares (VIII)	As a percentage (IX) = (VIII)/(IV)*100
(I)	(II)	(III)	(IV)	(V)	(VI)	(VII)	(VIII)	(IX)
(B)	Public shareholding							
1	Institutions							
(a)	Mutual Funds/UTI	59	111173444	111140259	5.58	4.63		
(b)	Financial Institutions / Banks	41	1936202	1918697	0.10	0.08		
(c)	Central Government/State Government(s)	6	1103676	1103676	0.06	0.05		
(d)	Venture Capital Funds	0			0.00	0.00		
(e)	Insurance Companies	6	123039195	123039195	6.18	5.13		
(f)	Foreign Institutional Investors	812	817554326	817539156	41.04	34.08		
(g)	Foreign Venture Capital Investors	0			0.00	0.00		
(h)	Qualified Foreign Investor	1	689000	689000	0.03	0.03		
(i)	Any Other (specify)	0			0.00	0.00		
(i)(i)		0			0.00	0.00		
(i)(ii)		0			0.00	0.00		
	Sub Total (B) (1)	925	1055495843	1055429983	52.99	44.00		
2	Non-institutions							
(a)	Bodies Corporate	2698	194018270	193784300	9.74	8.09		
(b)(i)	Individuals - shareholders holding nominal share capital up to Rs 1 Lakh	405511	149543049	129493894	7.51	6.23		
(b)(ii)	Individual shareholders holding nominal share capital in excess of Rs. 1 Lakh	262	41727016	41467516	2.09	1.74		
(c)	Qualified Foreign Investor	1	50	50	0.00	0.00		
(d)	Any other (specify)							
d-i	NRI Rep	3765	3244253	3194638	0.16	0.14		
d-ii	NRI Non -Rept	1989	4458689	4455494	0.22	0.19		
d-iii	OCB	4	10075	0	0.00	0.00		
d-iv	Foreign Bodies	4	331128	331128	0.02	0.01		
d-v	Foreign National	2	1305	1305	0.00	0.00		
d-vi	Any Other	0			0.00	0.00		
	Sub Total (B)(2)	414236	393333835	372728325	19.75	16.40		
	Total Public Shareholding (B)=(B)(1)+(B)(2)	415161	1448829678	1428158308	72.73	60.39	N.A	N.A
	Total (A)+(B)	415164	1992045778	1971374408	100.00	83.03		
(C)	Shares held by custodians and against which Depository Receipts have been issued							
i	Promoter and Promoter Group	0			xxxx	0.00	N.A	N.A
ii	Public	2	407004657	407004657	xxxx	16.97	N.A	N.A
	Sub Total (C)	2	407004657	407004657	0.00	16.97	N.A	N.A
(D)	Others	0			xxxx	0.00	N.A	N.A
	GRAND TOTAL (A)+(B)+(C)+(D)	415166	2399050435	2378379065	xxxx	100.00	0	0.00



Shree

(I)(b) Statement showing holding of securities (including shares, warrants, convertible securities) of persons belonging to the category "Promoter and Promoter Group"

31-Mar-2014

Sr. No.	DP ID	Client id	Name of the shareholder	Address	Details of Shares held		Encumbered shares (*)			Details of warrants			Details of convertible securities		Total shares (including underlying shares assuming full conversion of warrants and convertible securities) as a % of diluted share capital	PAN No.
					Number of shares held	As a % of grand total (A) + (B) + (C)	Number	As a % of grand total (A) + (B) + (C) + (D) of sub	As a % of grand total (A) + (B) + (C)	Number of warrants held	As a % of total number of warrants of the	Number of convertible securities of the same class	As a % of total number of convertible securities of the same class			
(i)	(ii)	(iii)	(iv)	(v) = (vi)/(iii) *100	(vii)	(viii)	(ix)	(x)	(xi)	(xii)	(xiii)	(xiv)	(xv)	(xvi)	(xvii)	(xviii)
1	IN3001549	38592321	HOUSING DEVELOPMENT FINANCE CORPORATION LIMITED	HDFC BANK LTD, CUSTODY SERVICES LODHA - I THINK TECHNO CAMPUS OFF FLR 8, NEXT TO KANJURMARG STN KANJURMARG EAST MUMBAI 400042	393211100	16.39	0	0.00	0.00	0.00	0.00	0.00	0.00	0.00	16.39	AAACH0997E
2	IN300126	10847782	HDFC INVESTMENTS LIMITED	RAMON HOUSE 169, BACKBAY RECLAMATION MUMBAI 400020	150000000	6.25	0	0.00	0.00	0.00	0.00	0.00	0.00	0.00	6.25	AAACH1462L
3	IN300476	40511242	HDFC HOLDINGS LIMITED	169 BACKBAY RECLAMATION RAMON HOUSE H T PAREKH MARG MUMBAI 400020	5000	0.00	0	0.00	0.00	0.00	0.00	0.00	0.00	0.00	0.00	AAACH8757J
TOTAL					543216100	22.64	0	0.00	0.00	0.00	0.00	0.00	0.00	0.00	22.64	

(0)(c)(i) Statement showing holding of securities (including shares, warrants, convertible securities) of persons belonging to the category "Public" and holding more than 1% of the total number of shares

31-Mar-2014

Sr. No.	DP ID	Client Id	Name of the shareholder	Address	Number of shares held	Shares as a percentage of total number of shares (i.e., Grand Total (A)+(B)+(C)+(D) indicated in Statement at para (j)(a) above)	Details of warrants		Details of convertible securities		Total shares (including underlying shares assuming full conversion of warrants and convertible securities) as a % of diluted share capital	Pan No.
							Number of warrants held	As a % total number of warrants of the same class	Number of convertible securities held of the same class	% w.r.t total number of convertible securities of the same class		
1	IN300812	10000012	LIFE INSURANCE CORPORATION OF INDIA	INVESTMENT DEPARTMENT 6TH FLOOR, WEST WING, CENTRAL OFFICE YOGAKSHEMA, JEEVAN BIMA MARG MUMBAI 400021	118786577	4.95	0.00	0.00	0.00	0.00	4.95	AAACL0582H
2	IN303438	10003311	EUROPACIFIC GROWTH FUND	JPMORGAN CHASE BANK N.A. INDIA SUB CUSTODY 6TH FLOOR, PARADIGM B MINDSPACE, MALAD W, MUMBAI 400064	68315429	2.85	0.00	0.00	0.00	0.00	2.85	AAAAE0997R
3	IN300167	10007299	ICICI PRUDENTIAL LIFE INSURANCE COMPANY LTD	DEUTSCHE BANK AG DB HOUSE, HAZARIMAL SOMANI MARG POST BOX NO. 1142, FORT MUMBAI 400001	43642443	1.82	0.00	0.00	0.00	0.00	1.82	AAACI7351P
4	IN303438	10005945	ABU DHABI INVESTMENT AUTHORITY - GULAB	JPMORGAN CHASE BANK N.A. INDIA SUB CUSTODY 6TH FLOOR, PARADIGM B MINDSPACE, MALAD W, MUMBAI 400064	38547388	1.61	0.00	0.00	0.00	0.00	1.61	AAACA4380N
5	IN300167	10000254	GOVERNMENT OF SINGAPORE	DEUTSCHE BANK AG DB HOUSE, HAZARIMAL SOMANI MARG POST BOX NO. 1142, FORT MUMBAI 400001	37606104	1.57	0.00	0.00	0.00	0.00	1.57	AAAIG0594R
6	IN300167	10011157	DB INTERNATIONAL (ASIA) LTD	DEUTSCHE BANK AG DB HOUSE, HAZARIMAL SOMANI MARG POST BOX NO. 1142, FORT MUMBAI 400001	27542540	1.15	0.00	0.00	0.00	0.00	1.15	AABCB1383K
TOTAL					334440481	13.94	0.00	0.00	0.00	0.00	13.94	

(Signature)



(1)(c)(ii)

Statement showing holding of securities (including shares, warrants, convertible securities) of persons (together with PAC) belonging to the category "Public" and holding more than 5% of the total number of shares of the company

31-Mar-14

Sr. No.	DP ID	Client Id	Name(s) of the shareholder(s) and the Persons Acting in Concert (PAC) with them	Address	Number of shares	Shares as a percentage of total number of shares (i.e., Grand Total (A)+(B)+(C)+(D) indicated in Statement at para (i)(a) above)	Details of warrants		Details of convertible securities		Total shares (including underlying shares assuming full conversion of warrants and convertible securities) as a % of diluted share capital	Pan No.	
							Number of warrants held	As a % total number of warrants of the same class	Number of convertible securities held	% w.r.t total number of convertible securities of the same class			
							0	0	0	0	0		
TOTAL								0	0	0	0	0	

Manoj



(1)(d)



Statement showing details of locked-in shares

31-Mar-14

Sr. No.	Name of the shareholder	Address	Category of Shareholder	Lock in date	Number of locked-in shares	Locked-in shares as a percentage of total number of shares (i.e., Grand Total (A)+(B)+(C)+(D) indicated in Statement at para (1)(a) above)	No of Folios	Pan No.
				TOTAL	0	0	0	0

M. Suresh



(II)(a) Statement showing details of Depository Receipts (DRs)

31-Mar-2014

Sr. No.	Type of outstanding DR (ADRs, GDRs, SDRs, etc.)	Number of outstanding DRs	Number of shares underlying outstanding DRs	Shares underlying outstanding DRs as a percentage of total number of shares {i.e., Grand Total (A)+(B)+(C)+(D) indicated in Statement at para (I)(a) above}	PAN No.
1	ADR	131853004	395559012	16.49	
2	GDR	22891290	11445645	0.48	
TOTAL		154744294	407004657	16.97	

(Signature)





We understand your world.

(ii)(b) Statement showing Holding of Depository Receipts (DRs), where underlying shares held by promoter / promoter group' are in excess of 1% of the total number of shares

31-Mar-14

Sr. No.	DP ID	Client Id	Name of the shareholder	No. of Shares held	% To Capital	No of Foilos	PAN No.
TOTAL				0	0.0000	0	


Kalves


(f)(c)(i) **Statement showing holding of securities (including shares, warrants, convertible securities) of persons belonging to the category "Public" and holding more than 1% of the total number of shares**

31-Mar-2014

Sr. No.	DP ID	Client Id	Name of the shareholder	No. of Shares held	% To Capital	PAN No.
1	IN300812	10497828	LIC OF INDIA JEEVAN SAATHI PLUS BALANCED FUND	50	0.00	AAACLO582H
2	IN301348	20028038	LIFE INSURANCE CORPORATION OF INDIA - ULIF002180912LICFLX+MIX512	100	0.00	AAACLO582H
3	IN300812	10497949	LIC OF INDIA MONEY PLUS 1 BALANCED FUND	700	0.00	AAACLO582H
4	IN300812	10497916	LIC OF INDIA GRATUITY PLUS NON UNIT FUND	1250	0.00	AAACLO582H
5	IN301348	20020349	LIFE INSURANCE CORPORATION OF INDIA - ULIF002200910LICEND+SECS12	2000	0.00	AAACLO582H
6	IN300812	10497772	LIC OF INDIA MONEY PLUS BALANCED FUND	2000	0.00	AAACLO582H
7	IN300126	11241875	LIC OF INDIA HEALTH PROTECTION PLUS NON UNIT FUND	2500	0.00	AAACLO582H
8	IN300126	11241859	LIC OF INDIA JEEVAN PLUS NON UNIT FUND	2872	0.00	AAACLO582H
9	IN300812	10497713	LIC OF INDIA MARKET PLUS SECURED FUND	3000	0.00	AAACLO582H
10	IN300812	10497764	LIC OF INDIA MONEY PLUS SECURED FUND	3000	0.00	AAACLO582H
11	IN300812	10497836	LIC OF INDIA JEEVAN SAATHI PLUS GROWTH FUND	3700	0.00	AAACLO582H
12	IN301348	20020357	LIFE INSURANCE CORPORATION OF INDIA - ULIF003200910LICEND+BAL512	5473	0.00	AAACLO582H
13	IN300812	10497908	LIC OF INDIA GRATUITY PLUS GROWTH FUND	6000	0.00	AAACLO582H
14	IN300126	11241980	LIC OF INDIA PROFIT PLUS BALANCED FUND	7000	0.00	AAACLO582H
15	IN300126	11242013	LIC OF INDIA PROFIT PLUS SECURED FUND	8000	0.00	AAACLO582H
16	IN300484	14307645	LIC OF INDIA PENSION PLUS MIXED FUND	10000	0.00	AAACLO582H
17	IN300126	11241834	LIC OF INDIA HEALTH PLUS NON UNIT FUND	12500	0.00	AAACLO582H
18	IN300812	10497721	LIC OF INDIA MARKET PLUS BALANCED FUND	18675	0.00	AAACLO582H
19	IN300126	11242128	LIC OF INDIA JEEVAN PLUS GROWTH FUND	77210	0.00	AAACLO582H
20	IN300126	11242101	LIC OF INDIA BIMA PLUS BALANCED FUND	95000	0.00	AAACLO582H
21	IN300126	11241939	LIC OF INDIA CHILD FORTUNE PLUS GROWTH FUND	111988	0.00	AAACLO582H
22	IN300812	10498015	LIC OF INDIA MARKET PLUS 1 NON UNIT FUND	157796	0.01	AAACLO582H
23	IN300126	11241795	LIC OF INDIA HEALTH PROTECTION PLUS FUND	158223	0.01	AAACLO582H
24	IN300126	11241826	LIC OF INDIA HEALTH PLUS FUND	245500	0.01	AAACLO582H
25	IN300812	10497957	LIC OF INDIA MONEY PLUS 1 GROWTH FUND	251310	0.01	AAACLO582H
26	IN300126	11241971	LIC OF INDIA FORTUNE PLUS GROWTH FUND	281014	0.01	AAACLO582H
27	IN300812	10501340	LIFE INSURANCE CORPORATION OF INDIA P & GS FUND	670960	0.03	AAACLO582H
28	IN300126	11242089	LIC OF INDIA PROFIT PLUS NON UNIT FUND	898434	0.04	AAACLO582H
29	IN301348	20020365	LIFE INSURANCE CORPORATION OF INDIA - ULIF004200910LICEND+GRW512	1131318	0.05	AAACLO582H
30	IN300812	10497730	LIC OF INDIA MARKET PLUS GROWTH FUND	1441709	0.06	AAACLO582H
31	IN300812	10497852	LIC OF INDIA SAMRIDHI PLUS FUND	2872652	0.12	AAACLO582H
32	IN300812	10498007	LIC OF INDIA MARKET PLUS 1 GROWTH FUND	2905532	0.12	AAACLO582H
33	IN300126	11241922	LIC OF INDIA POROFIT PLUS GROWTH FUND	3032551	0.13	AAACLO582H
34	IN300126	11241906	LIC OF INDIA WEALTH PLUS FUND	5238385	0.22	AAACLO582H
35	IN300812	10497789	LIC OF INDIA MONEY PLUS GROWTH FUND	5660035	0.24	AAACLO582H
36	IN300812	10000012	LIFE INSURANCE CORPORATION OF INDIA	92734727	3.87	AAACLO582H
37	IN300812	10489514	LIC NOMURA MF EQUITY FUND	733413	0.03	AAATL1207G
			Total	118786577	4.95	
1	IN303438	10003311	EUROPACIFIC GROWTH FUND	68315429	2.85	AAAAE0997R
			Total	68315429	2.85	
1	IN300167	10092560	ICICI PRUDENTIAL LIFE INSURANCE COMPANY LIMITED NRSM	593229	0.02	AAACI7351P
2	IN300167	10007299	ICICI PRUDENTIAL LIFE INSURANCE COMPANY LTD	43049214	1.79	AAACI7351P
			Total	43642443	1.82	



Sr. No.	DP ID	Client Id	Name of the shareholder	No. of Shares held	% To Capital	PAN No.
1	IN303438	10005953	ABU DHABI INVESTMENT AUTHORITY - INDENT	1027794	0.04	AAACA4380N
2	IN303438	10005898	ABU DHABI INVESTMENT AUTHORITY - BEHAVE	1093000	0.05	AAACA4380N
3	IN303438	10005994	ABU DHABI INVESTMENT AUTHORITY - MERLION	1101500	0.05	AAACA4380N
4	IN303438	10005857	ABU DHABI INVESTMENT AUTHORITY	1476000	0.06	AAACA4380N
5	IN303438	10006004	ABU DHABI INVESTMENT AUTHORITY - MONSOON	3151167	0.13	AAACA4380N
6	IN303438	10005978	ABU DHABI INVESTMENT AUTHORITY - JHELUM	3716282	0.15	AAACA4380N
7	IN303438	10006012	ABU DHABI INVESTMENT AUTHORITY - PEACOCK	9706024	0.40	AAACA4380N
8	IN303438	10005945	ABU DHABI INVESTMENT AUTHORITY - GULAB	17275621	0.72	AAACA4380N
			Total	38547388	1.61	
1	IN300054	10004226	GOVERNMENT OF SINGAPORE INVESTMENT CORPORATION A/C GOVERNMENT OF SINGAPORE -E	2234290	0.09	AAAJG0594R
2	IN300167	10000254	GOVERNMENT OF SINGAPORE	35371814	1.47	AAAJG0594R
			Total	37606104	1.57	
1	IN300167	10011157	DB INTERNATIONAL (ASIA) LTD	27542540	1.15	AABCB1383R
			Total	27542540	1.15	
Grand Total				334440481	13.94	



 *