


Introductory sub-table (I)(a)

Name of the Company: HB PORTFOLIO LTD			
Scrip Code, Name of the scrip, class of security: 532333 - EQUITY SHARE, EQUITY			
Quarter ended: 30/06/2014			
Partly paid-up shares:-	No. of partly paid-up shares	As a % of total no. of partly paid-up shares	As a % of total no. of shares of the company
Held by promoter/promoter group	0	0	0
Held by public	0	0	0
Total - D	0	0	0
Outstanding convertible securities:-	No. of outstanding securities	As a % of total no. of outstanding convertible securities	As a % of total no. of shares of the company, assuming full conversion of the convertible securities
Held by promoter/promoter group	0	0	0
Held by public	0	0	0
Total - E	0	0	0
Warrants:-	No. of warrants	As a % of total no. of warrants	As a % of total no. of shares of the company, assuming full conversion of warrants
Held by promoter/promoter group	0	0	0
Held by public	0	0	0
Total - F	0	0	0
Total paid-up capital of the company, assuming full conversion of warrants and convertible securities (Grand Total (A+B+C)+ D+E+F)		11992329	0

Total (A+B+C)	11992329
----------------------	-----------------



Distribution Schedule

HB PORTFOLIO LIMITED

Distribution of	Equity Shares	as on	30/06/2014
Total Nominal value of Rs.	119923290.00	Nominal value of each share/unit Rs.	10.00
Total number of shares/units	11992329	Paid up value of each share/unit Rs.	10.00

TABLE I
Distribution of holdings

Shareholding of value of Rs.	Shareholders		Share holdings		
	Number	% to total	Shares	Amount	% to total
UPTO TO 5000	71304	99.46	2999958	29999580.00	25.02
5001 TO 10000	215	0.30	157743	1577430.00	1.32
10001 TO 20000	78	0.11	113949	1139490.00	0.95
20001 TO 30000	24	0.03	58267	582670.00	0.49
30001 TO 40000	14	0.02	48005	480050.00	0.40
40001 TO 50000	9	0.01	42080	420800.00	0.35
50001 TO 100000	19	0.03	147040	1470400.00	1.23
100001 and Above	27	0.04	8425287	84252870.00	70.26
** G Total	71690	100.00	11992329	119923290.00	100.00

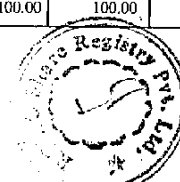


Annexure II
HB PORTFOLIO LIMITED

(1) (a) Statement showing Shareholding Pattern as on

30/06/2014

Category code (I)	Category of shareholder (II)	Number of shareholders (III)	Total Number of Shares (IV)	Number of shares held in dematerialized form (V)	Total Shareholding as a percentage of total no. of shares		Shares Pledged or otherwise encumbered	
					As a percentage of (A+B) (VI)	As a percentage of (A+B+C) (VII)	No. of shares (VIII)	As a percentage (IX)=(VIII)/(IV)*100
(A)	Shareholding of promoter and promoter Group							
(1)	Indian							
(a)	INDIVIDUALS/HUF	6	77,24,304	77,24,304	64.41	64.41	0	0.00
(b)	CENTRAL GOVERNMENT/STATE GOVERNMENT	0	0	0	0.00	0.00	0	0.00
(c)	BODIES CORPORATE	2	1,34,160	1,34,160	1.12	1.12	0	0.00
(d)	FINANCIAL INSTITUTIONS/BANKS	0	0	0	0.00	0.00	0	0.00
(e)	ANY OTHER (SPECIFY)	0	0	0	0.00	0.00	0	0.00
	Sub-Total (A) (1)	8	78,58,464	78,58,464	65.53	65.53	0	0.00
(2)	Foreign							
(a)	INDIVIDUALS(NRI)/FOREIGN INDIVIDUALS	0	0	0	0.00	0.00	0	0.00
(b)	BODIES CORPORATE	0	0	0	0.00	0.00	0	0.00
(c)	INSTITUTIONS	0	0	0	0.00	0.00	0	0.00
(d)	QUALIFIED FOREIGN INVESTOR	0	0	0	0.00	0.00	0	0.00
(e)	ANY OTHER (SPECIFY)	0	0	0	0.00	0.00	0	0.00
	Sub-Total (A) (2)	0	0	0	0.00	0.00	0	0.00
	Total (A)	8	78,58,464	78,58,464	65.53	65.53	0	0.00
(B)	Public shareholding							
(1)	Institutions							
(a)	MUTUAL FUNDS/AFI	5	1,275	25	0.01	0.01	0	0.00
(b)	FINANCIAL INSTITUTIONS/BANKS	1	25	0	0.00	0.00	0	0.00
(c)	CENTRAL GOVERNMENT/STATE GOVERNMENT	0	0	0	0.00	0.00	0	0.00
(d)	VENTURE CAPITAL FUND	0	0	0	0.00	0.00	0	0.00
(e)	INSURANCE COMPANIES	0	0	0	0.00	0.00	0	0.00
(f)	FOREIGN INSTITUTIONAL INVESTORS	0	0	0	0.00	0.00	0	0.00
(g)	FOREIGN VENTURE CAPITAL INVESTORS	0	0	0	0.00	0.00	0	0.00
(h)	QUALIFIED FOREIGN INVESTOR	0	0	0	0.00	0.00	0	0.00
(i)	MARKET MAKER	0	0	0	0.00	0.00	0	0.00
	Sub-Total	6	1,300	25	0.01	0.01	0	0.00
(2)	Non-institutions							
(a)	BODIES CORPORATE	206	2,91,002	2,71,962	2.43	2.43	0	0.00
(b)	i) INDIVIDUALS -HOLD UPTO 1 LAKH (NOM VALUE)	70788	33,52,486	13,89,979	27.95	27.95	0	0.00
	ii) INDIVIDUALS -HOLD ABOVE 1 LAKH (NOM VALUE)	15	3,60,502	3,60,502	3.01	3.01	0	0.00
(c)	ANY OTHER (SPECIFY)- A) CLEARNG MEMBERS	42	10,946	10,946	0.09	0.09	0	0.00
	B) NON-RESIDENTS	625	1,17,629	54,585	0.98	0.98	0	0.00
	C) TRUST	0	0	0	0.00	0.00	0	0.00
	Sub-Total (B) (2)	71676	41,32,565	20,87,974	34.46	34.46	0	0.00
	Total (B)	71682	41,33,865	20,87,999	34.47	34.47	0	0.00
	Total (A+B)	71690	1,19,92,329	99,46,463	100.00	100.00	0	0.00




Category code (I)	Category of shareholder (II)	Number of shareholders (III)	Total Number of Shares (IV)	Number of shares held in dematerialized form (V)	Total Shareholding as a percentage of total no. of shares		Shares Pledged or otherwise encumbered	
					As a percentage of (A+B) (VI)	As a percentage of (A+B+C) (VII)	No. of shares (VIII)	As a percentage (IX)=(VIII)/(IV)*100
(C)	Shares held by Custodians and against which							
	Depository Receipts have been issued							
	SHARES HELD BY CUSTODIANS	0	0	0	0.00	0.00	0	0.00
	Sub-Total (C)	0	0	0	0.00	0.00	0	0.00
	Total (C)	0	0	0	0.00	0.00	0	0.00
	Grand-Total (A+B+C)	71690	1,19,92,329	99,46,463	100.00	100.00	0	0.00



Annexure II
 HB FORTYFOLD LIMITED
 Statement showing holding of securities (including shares,warrants,convertible securities) of persons belonging to the category
 "Promoter and Promoter Group" as on
 30/06/2014

Sr. No.	Folio# / DFID,CLID	Name of the shareholder	Details of Shares held		Encumbered shares(*)		Details of warrants		Details of convertible securities	Total shares (including shares assuming full conversion of warrants and convertible securities) as a % of diluted share capital
			Number of shares held	As a % of grand total (A)+(B)+(C)	Number	As a percentage VI=AVY (III)*100	As a % of grand total (A)+(B)+(C) of sub-clauses (i) (a)	No. of Warrants held		
1	IN300931/10004914	Ayuth Kapur	75,000	0.63	0	0.00	0.00	0.00		
2	IN300931/10005012	HB Stockholdings Ltd	1,00,000	0.83	0	0.00	0.00	0.00		
3	IN300931/10004926	Kanishk Kapoor	75,000	0.63	0	0.00	0.00	0.00		
4	IN302701/0056477	LALIT BHASIN	8,42,398	7.02	0	0.00	0.00	0.00		
5	IN300931/10022974	Lalit Bhasin	65,81,906	54.88	0	0.00	0.00	0.00		
6	IN300931/10003925	Mansvin Amra	75,000	0.63	0	0.00	0.00	0.00		
7	IN300931/10003916	Mchar Arora	75,000	0.63	0	0.00	0.00	0.00		
8	IN300931/1000294	RRB MASTER HOLDINGS LIMITED	34,169	0.28	0	0.00	0.00	0.00		
Grand-Total			78,38,464	65.51	0	0.00	0.00	0.00		



**Annexure II
HB PORTFOLIO LIMITED**

(1) (c)(ii) Statement showing holding of securities (including shares,warrants,convertible securities) of persons (together with PAC) belonging to the category "Public" and holding more than 5% of the total number of shares as on 30/06/2014

Sr. No.	Folio#/DPID/CLID	Name of the shareholder	Number of shares	Shares as a percentage of total number of shares (i.e Grand total (A+B+C) in para(D)(a) above	Details of warrants			Details of convertible securities		Total shares (including shares assuming full conversion of warrants and convertible securities) as a % of diluted share capital
					No. of Warrants held	As a % of total no. of warrants of the same class	No. of convertible securities held	As a % of total no. of convertible securities of the same class		
1		NIL	0	0.00	-	-	-	-	-	-
Grand-Total			0	0.00	-	-	-	-	-	-



**Annexure II
HB PORTFOLIO LIMITED**

(1) (c)(i) Statement showing holding of securities (including shares, warrants, convertible securities) of persons belonging to the category "Public" and holding more than 1% of the total number of shares as on 30/06/2014

Sr. No.	Folio# / DPID/CLID	Name of the shareholder	Number of shares	Shares as a percentage of total number of shares (i.e Grand total (A+B+C)) in para(D(a)) above	Details of warrants			Details of convertible securities		Total shares (including shares assuming full conversion of warrants and convertible securities) as a % of diluted share capital
					No. of Warrants held	As a % of total no. of warrants of the same class	No. of convertible securities held	As a % of total no. of convertible securities of the same class		
I	IN309931/0019055	SUJATA HOLDINGS PVT LTD	1,53,005	1.28	-	-	-	-	-	-
Grand-Total			1,53,005	1.28	-	-	-	-	-	-



**Annexure II
HB PORTFOLIO LIMITED**

(1) (d) Statement showing details of lock-in shares as on 30/06/2014

Sr. No.	Folio# / DPID, CLID	Name of the shareholder	Category of Shareholders (promoters/ Public)	Number of shares	Shares as a percentage of total number of shares (i.e Grand total (A+B+C)) in para(1)(a) above
		NIL		NIL	NIL

Grand-Total	NIL	NIL
-------------	-----	-----



Annexure II
HB PORTFOLIO LIMITED

Shareholding Pattern as on 30/06/2014

(II) (a) Statement showing details of Depository Receipts (DRs)

Sr No.	Type of Outstanding DR (ADRs, GDRs,SDRs,etc.	Number of Outstanding DRs	Number of shares underlying outstanding DRs	Shares underlying outstanding DRs as a percentage of total number of shares (i.e. Grand Total (A)+(B) +(C) indicated in the statement at para (1) (a) above }
			NIL	
	TOTAL			

(II) (b) Statement showing Holding of Depository Receipts (DRs), where underlying shares are in excess of 1% of the total number of shares

Sr No.	Name of the DR Holder	Type of Outstanding DR (ADRs, GDRs,SDRs,etc.	Number of shares underlying outstanding DRs	Shares underlying outstanding DRs as a percentage of total number of shares (i.e. Grand Total (A)+(B) +(C) indicated in the statement at para (1) (a) above }
			NIL	
	TOTAL			

