

Introductory sub-table (I)(a)

Name of the Company: HB ESTATE DEVELOPERS LTD			
Scrip Code, Name of the scrip, class of security: 532334 - EQUITY SHARE, EQUITY			
Quarter ended: 30/09/2014			
Partly paid-up shares:-	No. of partly paid-up shares	As a % of total no. of partly paid-up shares	As a % of total no. of shares of the company
Held by promoter/promoter group	0	0	0
Held by public	0	0	0
Total - D	0	0	0
Outstanding convertible securities:-	No. of outstanding securities	As a % of total no. of outstanding convertible securities	As a % of total no. of shares of the company, assuming full conversion of the convertible securities
Held by promoter/promoter group	0	0	0
Held by public	0	0	0
Total - E	0	0	0
Warrants:-	No. of warrants	As a % of total no. of warrants	As a % of total no. of shares of the company, assuming full conversion of warrants
Held by promoter/promoter group	0	0	0
Held by public	0	0	0
Total - F	0	0	0
Total paid-up capital of the company, assuming full conversion of warrants and convertible securities (Grand Total (A+B+C)+ D+E+F)		12042292	0


Total (A+B+C)	12042292
----------------------	-----------------




Annexure II
HB ESTATE DEVELOPERS LIMITED

(1) (a) Statement showing Shareholding Pattern as on **30/09/2014**

Category code	Category of shareholder	Number of shareholders	Total Number of Shares	Number of shares held in dematerialized form	Total Shareholding as a percentage of total no. of shares		Shares Pledged or otherwise encumbered	
					As a percentage of (A+B) (VI)	As a percentage of (A+B+C) (VII)	No. of shares (VIII)	As a percentage (IX)=(VIII)/(IV)*100
(I)	(II)	(III)	(IV)	(V)	(VI)	(VII)	(VIII)	(IX)
(A) Shareholding of promoter and promoter Group								
(1) Indian								
(a)	INDIVIDUALS/HUF	7	77,54,473	77,54,473	64.39	64.39	0	0.00
(b)	CENTRAL GOVERNMENT/STATE GOVERNMENT	0	0	0	0.00	0.00	0	0.00
(c)	BODIES CORPORATE	2	1,84,160	1,84,160	1.53	1.53	0	0.00
(d)	FINANCIAL INSTITUTIONS/BANKS	0	0	0	0.00	0.00	0	0.00
(e)	ANY OTHER (SPECIFY)	0	0	0	0.00	0.00	0	0.00
	Sub-Total (A) (1)	9	79,38,633	79,38,633	65.92	65.92	0	0.00
(2) Foreign								
(a)	INDIVIDUALS(NRI)/FOREIGN INDIVIDUALS	0	0	0	0.00	0.00	0	0.00
(b)	BODIES CORPORATE	0	0	0	0.00	0.00	0	0.00
(c)	INSTITUTIONS	0	0	0	0.00	0.00	0	0.00
(d)	QUALIFIED FOREIGN INVESTOR	0	0	0	0.00	0.00	0	0.00
(e)	ANY OTHER (SPECIFY)	0	0	0	0.00	0.00	0	0.00
	Sub-Total (A) (2)	0	0	0	0.00	0.00	0	0.00
	Total (A)	9	79,38,633	79,38,633	65.92	65.92	0	0.00
(B) Public shareholding								
(1) Institutions								
(a)	MUTUAL FUNDS/UITI	2	1,125	125	0.01	0.01	0	0.00
(b)	FINANCIAL INSTITUTIONS/BANKS	4	195	0	0.00	0.00	0	0.00
(c)	CENTRAL GOVERNMENT/STATE GOVERNMENT	0	0	0	0.00	0.00	0	0.00
(d)	VENTURE CAPITAL FUND	0	0	0	0.00	0.00	0	0.00
(e)	INSURANCE COMPANIES	0	0	0	0.00	0.00	0	0.00
(f)	FOREIGN INSTITUTIONAL INVESTORS	0	0	0	0.00	0.00	0	0.00
(g)	FOREIGN VENTURE CAPITAL INVESTORS	0	0	0	0.00	0.00	0	0.00
(h)	QUALIFIED FOREIGN INVESTOR	0	0	0	0.00	0.00	0	0.00
(i)	MARKET MAKER	0	0	0	0.00	0.00	0	0.00
	Sub-Total (B)	6	1,320	125	0.01	0.01	0	0.00
(2) Non-Institutions								
(a)	BODIES CORPORATE	209	5,89,607	5,70,762	4.90	4.90	0	0.00
(b)	i) INDIVIDUALS -HOLD UP TO 1 LAKH (NOM VALUE)	70567	32,76,719	13,40,249	27.21	27.21	0	0.00
	ii) INDIVIDUALS -HOLD ABOVE 1 LAKH (NOM VALUE)	7	1,16,430	1,16,430	0.97	0.97	0	0.00
(c)	ANY OTHER (SPECIFY)- A) CLEARING MEMBERS	27	14,949	14,949	0.12	0.12	0	0.00
	B) NON-RESIDENTS	620	1,04,634	42,819	0.87	0.87	0	0.00
	C) TRUST	0	0	0	0.00	0.00	0	0.00
	Sub-Total (B) (2)	71430	41,02,339	20,85,209	34.07	34.07	0	0.00
	Total (B)	71436	41,03,659	20,85,334	34.08	34.08	0	0.00
	Total (A+B)	71445	1,20,42,292	1,00,23,967	100.00	100.00	0	0.00



Category code	Category of shareholder	Number of shareholders	Total Number of Shares	Number of shares held in dematerialized form	Total Shareholding as a percentage of total no. of shares		Shares Pledged or otherwise encumbered	
					As a percentage of (A+B) (VI)	As a percentage of (A+B+C) (VII)	No. of shares (VIII)	As a percentage (IX)=(VIII)/(IV)*100
(I)	(II)	(III)	(IV)	(V)	(VI)	(VII)	(VIII)	(IX)
(C)	Shares held by Custodians and against which							
	Depository Receipts have been issued							
	SHARES HELD BY CUSTODIANS	0	0	0	0.00	0.00	0	0.00
	Sub-Total (C)	0	0	0	0.00	0.00	0	0.00
	Total (C)	0	0	0	0.00	0.00	0	0.00
	Grand-Total (A+B+C)	71445	1,20,42,292	1,00,23,967	100.00	100.00	0	0.00



Annexure II
HB ESTATE DEVELOPERS LIMITED
 Statement showing holding of securities (including shares, warrants, convertible securities) of persons belonging to the category
 "Promoter and Promoter Group" as on
 30/09/2014

Sr. No.	Folio / DPID / CI ID	Name of the shareholder	Details of Shares held		Encumbered shares(*)		Details of warrants		Details of convertible securities		Total shares (including shares assuming full conversion of warrants and convertible securities) as a % of diluted share capital
			Number of shares held	As a % of grand total (A)+(B)+(C)+(U)	Number	As a per-centage (V)/(VI)*100	No. of Warrants held	As a % of total no. of warrants of the same class	No. of convertible securities held	As a % of total no. of convertible securities of the same class	
1	IN300931/10004914	Ayush Kapur	75,000	0.62	0	0.00	0.00	0.00	0.00	0.00	
2	IN300931/10000012	H B Stockholdings Ltd	1,50,000	1.25	0	0.00	0.00	0.00	0.00	0.00	
3	IN300931/10004906	Kaunish Kapur	75,000	0.62	0	0.00	0.00	0.00	0.00	0.00	
4	IN303270/10056477	LALIT BHASIN	9,79,759	8.14	0	0.00	0.00	0.00	0.00	0.00	
5	IN300931/10022974	Lalit Bhasin	64,34,714	53.43	0	0.00	0.00	0.00	0.00	0.00	
6	IN300931/10000932	Mamta kapur	40,000	0.33	0	0.00	0.00	0.00	0.00	0.00	
7	IN300931/10000925	Manavjit Awra	75,000	0.62	0	0.00	0.00	0.00	0.00	0.00	
8	IN300931/10005916	Mehar Awra	75,000	0.62	0	0.00	0.00	0.00	0.00	0.00	
9	IN300931/10003294	REB MASTER HOLDINGS LIMITED	34,160	0.28	0	0.00	0.00	0.00	0.00	0.00	
Grand Total			79,38,633	65.92	0	0.00	0.00	0.00	0.00	0.00	



Annexure II

HB ESTATE DEVELOPERS LIMITED

(1) (c)(i) Statement showing holding of securities (including shares, warrants, convertible securities) of persons belonging to the category "Public" and holding more than 1 % of the total number of shares as on 30/09/2014

Sr. No.	Folio# / DPID/CLID	Name of the shareholder	Number of shares	Shares as a percentage of total number of shares (i.e. Grand total (A+B+C)) in para(I)(a) above	Details of warrants		Details of convertible securities		Total shares (including shares assuming full conversion of warrants and convertible securities) as a % of diluted share capital
					No. of Warrants held	As a % of total no. of warrants of the same class	No. of convertible securities held	As a % of total no. of convertible securities of the same class	
		CHL LIMITED	2,59,984	2.16					
Grand-Total			2,59,984	2.16					




Annexure II

HB ESTATE DEVELOPERS LIMITED

(1) (c)(ii) Statement showing holding of securities (including shares, warrants, convertible securities) of persons (together with PAC) belonging to the category "Public" and holding more than 5% of the total number of shares as on 30/09/2014

Sr. No.	Folio# / DPID, CLID	Name of the shareholder	Number of shares	Shares as a percentage of total number of shares (i.e Grand total (A+B+C)) in para(1)(a) above	Details of warrants		Details of convertible securities		Total shares (including shares assuming full conversion of warrants and convertible securities as a % of diluted share capital
					No. of Warrants held	As a % of total no. of warrants of the same class	No. of convertible securities held	As a % of total no. of convertible securities of the same class	
		NIL	0	0.00					
Grand-Total			0	0.00					



**Annexure II
HB ESTATE DEVELOPERS LIMITED**

(1) (d) Statement showing details of lock-in shares as on 30/09/2014

Sr. No.	Folio# / DPID,CLID	Name of the shareholder	Category of Shareholders (promoters/ Public)	Number of shares	Shares as a percentage of total number of shares (i.e Grand total (A+B+C)) in para(I)(a) above
		NIL		NIL	NIL
Grand-Total				NIL	NIL



per-
total
shares
(total)
in
above
NIL
per-
total
shares
(total)
in
above
NIL
per-
total
shares
(total)
in
above
NIL
Page

Annexure II

HB ESTATE DEVELOPERS LIMITED

Shareholding Pattern as on 30/09/2014

(II) (a) Statement showing details of Depository Receipts (DRs)

Sr No.	Type of Outstanding DR (ADRs, GDRs,SDRs,etc.	Number of Outstanding DRs	Number of shares underlying outstanding DRs	Shares underlying outstanding DRs as a percentage of total number of shares {i.e. Grand Total (A)+(B)+(C) indicated in the statement at para (1) (a) above }
			NIL	
	TOTAL			

(II) (b) Statement showing Holding of Depository Receipts (DRs), where underlying shares are in excess of 1% of the total number of shares

Sr No.	Name of the DR Holder	Type of Outstanding DR (ADRs, GDRs,SDRs,etc.	Number of shares underlying outstanding DRs	Shares underlying outstanding DRs as a percentage of total number of shares {i.e. Grand Total (A)+(B)+(C) indicated in the statement at para (1) (a) above }
			NIL	
	TOTAL			

