

Introductory sub-table (I)(a)

Name of the Company: Gujarat Petrosynthese Limited

Scrip Code, Name of the scrip, class of security: 506858 GUJPET, Equity

Quarter ended: 31st March, 2014

Partly paid-up shares:-	No. of partly paid-up shares	As a % of total no. of partly paid-up shares	As a % of total no. of shares of the company
Held by promoter/promoter group	0	#DIV/0!	0
Held by public	0	#DIV/0!	0
Total - D	0	#DIV/0!	0

Outstanding convertible securities:-	No. of outstanding securities	As a % of total no. of outstanding convertible securities	As a % of total no. of shares of the company, assuming full conversion of the convertible securities
Held by promoter/promoter group	0	#DIV/0!	0
Held by public	0	#DIV/0!	0
Total - E	0	#DIV/0!	0

Warrants:-	No. of warrants	As a % of total no. of warrants	As a % of total no. of shares of the company, assuming full conversion of warrants
Held by promoter/promoter group	525000	100	8.510064407
Held by public	0	0	0
Total - F	525000	100	8.510064407

Total paid-up capital of the company, assuming full conversion of warrants and convertible securities

6169166

100


Statement Showing Shareholding Pattern

Category code	Category of Shareholder	Number of Shareholders	Table (I)(a)		Total shareholding as a percentage of total number of shares		Shares Pledged or otherwise encumbered	
			Total number of shares	Number of shares held in dematerialized form	As a percentage of (A+B) ¹	As a percentage of (A+B+C)	Number of shares	As a percentage
(I)	(II)	(III)	(IV)	(V)	(VI)	(VII)	(VIII)	(IX)= (VIII)/(IV)*100
(A)	Shareholding of Promoter and Promoter							
1	Indian							
(a)	Individuals/ Hindu Undivided Family	16	1123032	805786	19.90	19.90		0.00
(b)	Central Government/ State Government(s)				0.00	0.00		#DIV/0!
(c)	Bodies Corporate	4	869340	475000	15.40	15.40		0.00
(d)	Financial Institutions/ Banks				0.00	0.00		#DIV/0!
(e)	Any Others(Specify)				0.00	0.00		#DIV/0!
(e-i)					0.00	0.00		#DIV/0!
(e-ii)					0.00	0.00		#DIV/0!
	Sub Total(A)(1)	20	1992372	1280786	35.30	35.30	0	0.00
2	Foreign							
a	Individuals (Non-Residents Individuals/ Foreign Individuals)	2	55770	0	0.99	0.99		0.00
b	Bodies Corporate				0.00	0.00		#DIV/0!
c	Institutions				0.00	0.00		#DIV/0!
d	Any Others(Specify)				0.00	0.00		#DIV/0!
d-i	Director & Their Relatives	4	556962	0	9.87	9.87		0.00
d-ii					0.00	0.00		#DIV/0!
	Sub Total(A)(2)	6	612732	0	10.86	10.86	0	0.00
	Total Shareholding of Promoter and	26	2605104	1280786	46.16	46.16	0	0.00

(B)	Public shareholding							
1	Institutions							
(a)	Mutual Funds/ UTI	5	26210	20300	0.46	0.46		
(b)	Financial Institutions / Banks	5	20359	0	0.36	0.36		
(c)	Central Government/ State Government(s)				0.00	0.00		
(d)	Venture Capital Funds				0.00	0.00		
(e)	Insurance Companies	5	815068	811808	14.44	14.44		
(f)	Foreign Institutional Investors	1	60000	0	1.06	1.06		
(g)	Foreign Venture Capital Investors				0.00	0.00		
(h)	Any Other (specify)				0.00	0.00		
(h-i)					0.00	0.00		
(h-ii)					0.00	0.00		
	Sub-Total (B)(1)	16	921637	832108	16.33	16.33		
B 2	Non-institutions							
(a)	Bodies Corporate	45	32328	0	0.57	0.57		
(b)	Individuals				0.00	0.00		
I	Individuals -i. Individual shareholders holding nominal share capital up to Rs 1 lakh	18408	1639795	4466	29.05	29.05		
II	ii. Individual shareholders holding nominal share capital in excess of Rs. 1 lakh.	0	0	0	0.00	0.00		
(c)	Any Other (specify)				0.00	0.00		
(c-i)	Directors & Their Relatives	3	702	0	0.01	0.01		
(c-ii)	Non Resident Indians	838	444600	0	7.88	7.88		
	Sub-Total (B)(2)	19294	2117425	4466	37.52	37.52		
(B)	Total Public Shareholding (B)= (B)(1)+(B)(2)	19310	3039062	836574	53.84	53.84		
	TOTAL (A)+(B)	19336	5644166	2117360	100.00	100.00		
(C)	Shares held by Custodians and against which Depository Receipts have been issued							
1	Promoter and Promoter Group					0.00		#DIV/0!
2	Public					0.00		
	Sub-Total (C)	0	0	0		0	0	
	GRAND TOTAL (A)+(B)+(C)	19336	5644166	2117360		100.00	0	0.00

Handwritten signature/initials

Sr.No	Notes
1	
2	
3	
4	
5	
6	
7	
8	
9	

A handwritten signature in black ink, located in the bottom right corner of the page. The signature is stylized and appears to be a name, possibly "Sudhakar", written in a cursive script.

(I)(b) Statement showing holding of securities (including shares, warrants, convertible securities) of persons belonging to the category "Promoter and Promoter Group"


Sr. No.	Name of the shareholder	Details of Shares held		Encumbered shares (*)			Details of warrants		Details of convertible securities		Total shares (including underlying shares assuming full conversion of warrants and convertible securities) as a % of diluted share capital
		Number of shares held	As a % of grand total (A)+(B)+(C)	No.	As a percentage	As a % of grand total (A)+(B)+(C) of sub-clause (I)(a)	Number of warrants held	As a % total number of warrants of the same class	Number of convertible securities held	As a % total number of convertible securities of the same class	
(I)	(II)	(III)	(IV)	(V)	(VI)=(V)/(III)*100	(VII)	(VIII)	(IX)	(X)	(XI)	(XII)
1	Yashashree Commercial Services Pvt. Ltd.	475000	8.42	0	0.00	0.00	525000	100	0	#DIV/0!	
2	URSULA R THAKKAR	352906	6.25	0	0.00	0.00	0	0	0	#DIV/0!	
3	URMI N PRASAD	333316	5.91	0	0.00	0.00	0	0	0	#DIV/0!	
4	CHARITA THAKKAR	331122	5.87	0	0.00	0.00	0	0	0	#DIV/0!	
5	MULTICHEM PVT. LTD.	214442	3.80	0	0.00	0.00	0	0	0	#DIV/0!	
6	RAMESHCHANDRA MAGANLAL THAKKAR	154295	2.73	0	0.00	0.00	0	0	0	#DIV/0!	
7	RAMESHCHANDRA MAGANLAL THAKKAR	154294	2.73	0	0.00	0.00	0	0	0	#DIV/0!	
8	GUARDIAN FINANCE LTD.	139648	2.47	0	0.00	0.00	0	0	0	#DIV/0!	
9	HEMCHANDRA MEHTA	128212	2.27	0	0.00	0.00	0	0	0	#DIV/0!	
10	N RAJENDER PRASAD	119564	2.12	0	0.00	0.00	0	0	0	#DIV/0!	
11	MRINALINI MEHTA	82321	1.46	0	0.00	0.00	0	0	0	#DIV/0!	
12	RAVINDRARAI B MEHTA	42900	0.76	0	0.00	0.00	0	0	0	#DIV/0!	
13	SEAGULL TRAVELS & TOURS PVT. LTD.	40250	0.71	0	0.00	0.00	0	0	0	#DIV/0!	
14	HEMCHANDRA MEHTA	15307	0.27	0	0.00	0.00	0	0	0	#DIV/0!	
15	RAVINDRA B MEHTA	12870	0.23	0	0.00	0.00	0	0	0	#DIV/0!	
16	N ANANTHA LAXMI	4638	0.08	0	0.00	0.00	0	0	0	#DIV/0!	
17	ADHIK NARAYAN SHIRODKAR	2116	0.04	0	0.00	0.00	0	0	0	#DIV/0!	
18	RAJENDRA ADHIK SHIRODKAR	845	0.01	0	0.00	0.00	0	0	0	#DIV/0!	

19	SMITA PRAKASH MAYEKAR	195	0.00	0	0.00	0.00	0	0	0	#DIV/0!	
20	SHAILA ARUN POWLE	195	0.00	0	0.00	0.00	0	0	0	#DIV/0!	
21	PUSHPA VIJAY PANDYA	176	0.00	0	0.00	0.00	0	0	0	#DIV/0!	
22	DEEPAK VIJAY PANDYA	176	0.00	0	0.00	0.00	0	0	0	#DIV/0!	
23	VIJAY HIRALAL PANDY	176	0.00	0	0.00	0.00	0	0	0	#DIV/0!	
24	RAGHVENDRA INDUKUMAR THAKKAR	100	0.00	0	0.00	0.00	0	0	0	#DIV/0!	
25	PUSHPA VIJAY PANDYA	20	0.00	0	0.00	0.00	0	0	0	#DIV/0!	
26	VIJAY HIRALAL PANDY	20	0.00	0	0.00	0.00	0	0	0	#DIV/0!	
TOTAL		2605104	46.15569422	0	0	0	525000	100	0	#DIV/0!	0

(*) The term "encumbrance" has the same meaning as assigned to it in regulation 28(3) of the SAST Regulations, 2011


(I)(d) Statement showing details of locked-in shares

Sr. No.	Name of the shareholder	Number of locked-in shares	Locked-in shares as a percentage of total number of shares {i.e., Grand Total (A)+(B)+(C) indicated in Statement at para (I)(a) above}
1	Yashashree Commercial Services Pvt. Ltd.	475000	8.42
2			0.00
3			0.00
4			0.00
5			0.00
6			0.00
7			0.00
8			0.00
9			0.00
TOTAL		475000	8.42

 *Handwritten signature*

(II)(a) Statement showing details of Depository Receipts (DRs)

Sr. No.	Type of outstanding DR (ADRs, GDRs, SDRs, etc.)	Number of outstanding DRs	Number of shares underlying outstanding DRs	Shares underlying outstanding DRs as a percentage of total number of shares {i.e., Grand Total (A)+(B)+(C) indicated in Statement at para (I)(a) above}
1	N.A.	N.A.	0	0.00
2				0.00
3				0.00
4				0.00
5				0.00
6				0.00
7				0.00
8				0.00
9				0.00
TOTAL		0	0	0.00



(II)(b) Statement showing holding of Depository Receipts (DRs), where underlying shares held by "promoter/promoter group" are in excess of 1% of the total number of shares

Sr. No.	Name of the DR Holder	Type of outstanding DR (ADRs, GDRs, SDRs, etc.)	Number of shares underlying outstanding DRs	Shares underlying outstanding DRs as a percentage of total number of shares {i.e., Grand Total (A)+(B)+(C) indicated in Statement at para (I)(a) above}
1	N A	N A	0	0.00
2				0.00
3				0.00
4				0.00
5				0.00
6				0.00
7				0.00
8				0.00
9				0.00
TOTAL			0	0.00

