

(i)(a) Statement Showing Shareholding Pattern

Name of the Company **GUJARAT NRE COKE LIMITED**
Class of Security **Equity Shares**
Scrip Code **512579** As on **30th September 2014**
Name of the Scrip **BSE - GUJNRE** **NSE - GUJNRECOKE**


Partly Paid up Shares	No of partly paid up shares	As a % of total no of partly paid up shares	As a % of total no of shares of the Company
Held by Promoter/Promoter Group	Nil	Nil	Nil
Held by Public	Nil	Nil	Nil
Total	Nil	Nil	Nil

Outstanding Convertible Securities (Foreign Currency Convertible Bonds)	No of Outstanding Securities	As a % of total no of outstanding convertible securities	As a % of total no of shares of the Company, assuming full conversion of convertible securities
FCCBs -			
Held by Promoter/Promoter Group	Nil	Nil	Nil
Held by Public	200	100	5.79
Total	200	100	5.79
Employee Stock Options			
Held by Promoter/Promoter Group	Nil	Nil	Nil
Held by Public	6867350	100	0.83
Total	6867350	100	0.83

Warrants	No of Warrants	As a % of total no of warrants	As a % of total no of shares of the Company, assuming full conversion of warrants
Held by Promoter/Promoter Group	147300000	100.00	17.85
Held by Public	0	0.00	0.00
Total	147300000	100	17.85

Total Paid up Capital of the Company, assuming full conversion of warrants & convertible securities	825416829
--	------------------

For Gujarat NRE Coke Limited


Chief Financial Officer

Statement Showing Shareholding Pattern

Name of the Company : GUJARAT NRE COKE LIMITED								
Class of Security		Equity Shares						
Scrip Code :		512579		As on		30th September, 2014		
Name of the Scrip		BSE - GUJNRE			NSE - GUJNRECOKE			
Category code	Category of Shareholder	Number of Shareholders	Total number of shares	Number of shares held in dematerialized form	Total shareholding as a percentage of total number of shares		Shares Pledged or otherwise Encumbered	
					As a percentage of(A+B) ¹	As a percentage of (A+B+C)	No. of shares	As a percentage
(I)	(II)	(III)	(IV)	(V)	(VI)	(VII)	(VIII)	(IX=VIII/IV *100)
(A)	Shareholding of Promoter and Promoter Group ²							
1	Indian							
(a)	Individuals/ Hindu Undivided Family/Trust	5	42998354	42998354	6.90	6.90	42998354	100.00
(b)	Central Government/ State Government(s)	0	0	0	0.00	0.00	0	0.00
(c)	Bodies Corporate	7	236958511	236958511	38.01	38.01	203458511	85.86
(d)	Financial Institutions/ Banks	0	0	0	0.00	0.00	0	0.00
(e)	Any Others(Specify)	0	0	0	0.00	0.00	0	0.00
	Sub Total(A)(1)	12	279956865	279956865	44.90	44.90	246456865	88.03
2	Foreign							
a	Individuals (Non-Residents Individuals/ Foreign Individuals)	0	0	0	0.00	0.00	0	0.00
b	Bodies Corporate	0	0	0	0.00	0.00	0	0.00
c	Institutions	0	0	0	0.00	0.00	0	0.00
d	Qualified Foreign Investors	0	0	0	0.00	0.00	0	0.00
e	Any Others(Specify)	0	0	0	0.00	0.00	0	0.00
	Sub Total(A)(2)	0	0	0	0.00	0.00	0	0.00
	Total Shareholding of Promoter and Promoter Group (A)= (A)(1)+(A)(2)	12	279956865	279956865	44.90	44.90	246456865	88.03
(B)	Public shareholding							
1	Institutions							
(a)	Mutual Funds/ UTI	1	5224	5224	0.00	0.00		
(b)	Financial Institutions / Banks	9	17544478	14600792	2.81	2.81		
(c)	Central Government/ State Government(s)	0	0	0	0.00	0.00		
(d)	Venture Capital Funds	0	0	0	0.00	0.00		
(e)	Insurance Companies	0	0	0	0.00	0.00		
(f)	Foreign Institutional Investors	29	94541299	94541299	15.16	15.16		
(g)	Foreign Venture Capital Investors	0	0	0	0.00	0.00		
(h)	Any Other (Foreign Bodies corporate)	1	1591538	1591538	0.26	0.26		
	Sub-Total (B)(1)	40	113682539	110738853	18.23	18.23	NA	NA
B 2	Non-institutions							
(a)	Bodies Corporate	1233	33411406	33319088	5.36	5.36		
(b)	Individuals							
I	Individuals -i. Individual shareholders holding nominal share capital up to Rs 1 lakh	180784	118484030	116381049	19.00	19.00		
II	ii. Individual shareholders holding nominal share capital in excess of Rs. 1 lakh.	2069	58912515	58007161	9.45	9.45		
(c)								
(d)	Any Other (specify)							
(d-i)	NR/ OCBs	1944	7261702	7119885	1.16	1.16		
(d-ii)	Trust	1	2000	2000	0.00	0.00		
(e)	Clearing Member	418	11773978	11773978	1.89	1.89		
	Sub-Total (B)(2)	186449	229845631	226603161	36.86	36.86	NA	NA
(B)	Total Public Shareholding (B)= (B)(1)+(B)(2)	186489	343528170	337342014	55.10	55.10	NA	NA
	TOTAL (A)+(B)	186501	623485035	617298879	100.00	100.00	246456865	39.53
(C)	Shares held by Custodians and against which Depository Receipts have been issued	0	0	0	0.00	0.00	NA	NA
(1)	Promoter and Promoter Group	0	0	0	0.00	0.00	NA	NA
(2)	Public	0	0	0	0.00	0.00	NA	NA
	GRAND TOTAL (A)+(B)+(C)	186501	623485035	617298879	100.00	100.00	246456865	39.53
Sr.No	Notes							
1	1. Name, number of shares held and percentage shareholding of entities/persons holding more than 1 percent and 5 percent of the shares of the company is annexed hereto.							
2	2. Total Foreign Shareholding is 101803001 shares representing 16.33%.							
3	3. There is no GDR and ADR holdings.							

For Gujarat NRE Coke Limited

[Signature]
Chief Financial Officer

(I)(b) Statement showing holding of securities (including shares, warrants, convertible securities) of Persons belonging to the category "Promoter and Promoter Group"

Sr. No.	Name of the shareholder	Details of Shares held		Encumbered Shares (*)		Details of Warrants		Details of Convertible Security		Total Shares (incl. underlying shares assuming full conversion of convertible securities) as a % of diluted capital (XII)
		No. of shares held (III)	As a % of grand total (A+B+C) (IV)	Number (V)	As a % of Total (A+B+C) (VI)	Number of Warrants held (VIII)	As a % of total number of warrants (IX)	Number of Convertible Securities held (X)	As a % of total number of convertible securities (XI)	
(I)	(II)	(III)	(IV)	(V)	(VI)	(VIII)	(IX)	(X)	(XI)	(XII)
1	Gujarat NRE Mineral Resources Ltd.	153458511	24.61	153458511	24.61	0	0.00	0	0.00	18.59
2	Arun Kumar Jagatramka	6889760	1.11	6889760	1.11	0	0.00	0	0.00	0.83
3	Arun Kumar Jagatramka, Trustee, Girdharilal Arun Kumar Family Trust	19805794	3.18	19805794	3.18	0	0.00	0	0.00	
4	Mona Jagatramka Trustee, Girdharilal Arun Kumar Family Trust	7750000	1.24	7750000	1.24	0	0.00	0	0.00	2.40
5	Mr Arun Kumar Jagatramka Trustee, G.L.J Family Trust	2697793	0.43	2697793	0.43	0	0.00	0	0.00	0.94
6	Mona Jagatramka	5855007	0.94	5855007	0.94	0	0.00	0	0.00	0.33
7	Wonga Traders Pvt Ltd	1680000	0.27	0	0.00	28320000	19.23	0	0.00	0.71
8	Mahanidhi Vyapaar Pvt Ltd	1620000	0.26	0	0.00	28380000	19.27	0	0.00	0.20
9	Khambhalia Traders Pvt Ltd	15100000	2.42	0	0.00	19900000	13.51	0	0.00	0.20
10	Bhachau Traders Pvt Ltd	3700000	0.59	0	0.00	26300000	17.85	0	0.00	1.83
11	Russell Vale Traders Pvt Ltd	11400000	1.83	0	0.00	44400000	30.14	0	0.00	0.45
12	Mangal Crystal Coke Pvt Ltd	50000000	8.02	50000000	8.02	0	0.00	0	0.00	1.38
TOTAL		279956865	44.90	246456865	88.03	147300000	100	0	0	33.92

(*) The term "encumbrance" has the same meaning as assigned to it in regulation 28(3) of the SAST Regulations, 2011.


For Gujarat NRE Company Limited

(Signature)
Chief Financial Officer

(D)(i) Statement showing holding of securities (including shares, warrants, convertible securities) of persons belonging to the category "Public" and holding more than 1% of the total number of shares

Sr. No.	Name of the shareholder	Number of shares held	Shares as a percentage of total number of shares (i.e., Grand Total (A)+(B)+(C) indicated in Statement at para (D)(a) above)	Details of Warrants		Details of convertible securities		Total Shares (including underlying shares assuming full conversion of warrants and convertible securities) as a % of diluted share capital
				Number of warrants held	As a % of total warrants of the same class	Number of convertible securities held	% w.r.t. total number of convertible securities of the same class	
1	HSBC GIF Mauritius Ltd	37317044	5.99	0	0.00	0	0.00	4.52
2	HSBC Bank (Mauritius) Ltd	17230000	2.76	0	0.00	0	0.00	2.09
3	ICICI Bank Ltd	15104908	2.42	0	0.00	0	0.00	1.83
4	Orange Mauritius Investments Ltd	9520420	1.53	0	0.00	0	0.00	1.15
5	The Master Trust Bank of Japan Ltd	7625775	1.22	0	0.00	0	0.00	0.92
6	VCM Ltd., Mauritius	7404793	1.19	0	0.00	0	0.00	0.90
7	Mr Murari Sananguly	0	0.00	0	0.00	175000	2.55	0.00
8	Mr P R Kannan	11000	0.00	0	0.00	94500	1.38	0.00
9	Mr Pawan Kumar Agrawal	11660	0.00	0	0.00	94500	1.38	0.00
10	Mr Sunil Kumar Maskara	4200	0.00	0	0.00	94500	1.38	0.00
TOTAL		94229800	15.11	0	0.00	458500	6.68	11.42

For Gujarat NRE Coke Limited


Chief Financial Officer

(1)©(ii) Statement showing holding of securities (including shares, warrants, convertible securities) of persons (together with belonging to PAC) belonging to the category "Public" and holding more than 5% of the total number of shares of the company

Sr. No.	Name of the shareholder	Number of shares held	Shares as a percentage of total number of shares (i.e., Grand Total (A)+(B)+(C) indicated in Statement at para (1)(a) above)	Details of Warrants		Details of convertible securities		Total Shares (including underlying shares assuming full conversion of warrants and convertible securities) as a of diluted share capital
				Number of warrants held	As a % of total number of warrants of the same class	Number of convertible securities held	% w.r.t. total number of convertible securities of the same class	
1	HSBC GIF Mauritius Ltd	37317044	5.99	0	0.00	0	0.00	4.52
TOTAL		37317044	5.99	0	0	0	0	4.52


For Gujarat NRE Coke Limited

[Signature]
Chief Financial Officer

(I)(d) **Statement showing details of locked-in shares**

Sr. No.	Name of the shareholder	Number of locked-in shares	Category	Locked-in shares as a percentage of total number of shares (i.e., Grand Total (A)+(B)+(C) indicated in Statement at para (I)(a) above)
1	ICICI Bank Ltd	15104908	Non-Promoter	2.42
2	Wonga Traders Pvt Ltd	1680000	Promoter	0.27
3	Mahanidhi Vyapaar Pvt Ltd	1620000	Promoter	0.26
4	Khambhalia Traders Pvt Ltd	15100000	Promoter	2.42
5	Bhachau Traders Pvt Ltd	3700000	Promoter	0.59
6	Russell Vale Traders Pvt Ltd	11400000	Promoter	1.83
7	Mangal Crystal Coke Private Ltd	50000000	Promoter	8.02
TOTAL		98604908		15.82


For Gujarat NRE Coke Limited


Chief Financial Officer

(II)(a) Statement showing details of Depository Receipts (DRs)

Sr. No.	Type of outstanding DR (ADRs, GDRs, SDRs, etc.)	Number of outstanding DRs	Number of shares underlying outstanding DRs	Shares underlying outstanding DRs as a percentage of total number of shares {i.e., Grand Total (A)+(B)+(C) indicated in Statement at para (I)(a) above}
1				0.00
2				0.00
3				0.00
4				0.00
5		NONE		0.00
6				0.00
7				0.00
8				0.00
9				0.00
TOTAL		0	0	0.00


For Gujarat NRE Coke Limited


Chief Financial Officer

(II)(b) Statement showing Holding of Depository Receipts (DRs), where underlying shares are in excess of 1% of the total number of shares

Sr. No.	Name of the DR Holder	Type of outstanding DR (ADRs, GDRs, SDRs, etc.)	Number of shares underlying outstanding DRs	Shares underlying outstanding DRs as a percentage of total number of shares {i.e., Grand Total (A)+(B)+(C) indicated in Statement at para (I)(a) above}
1				0.00
2				0.00
3				0.00
4				0.00
5				0.00
6		NONE		0.00
7				0.00
8				0.00
9				0.00
				0.00
				0.00
TOTAL			0	0.00

For Gujarat NRE Coke Limited


Chief Financial Officer